

[54] **VEHICLE TIRE**

[75] **Inventor:** Kevin Niderost, Henley-in-Arden,
England

[73] **Assignee:** SP Tyres UK Ltd., Birmingham,
United Kingdom

[**] **Term:** 14 Years

[21] **Appl. No.:** 891,330

[22] **Filed:** Jul. 31, 1986

[30] **Foreign Application Priority Data**

Feb. 22, 1986 [GB] United Kingdom 1032443

[52] **U.S. Cl.** **D12/146**

[58] **Field of Search** D12/136, 141-143,
D12/146-151; 152/209 R, 209 D, 209 B

[56] **References Cited**

U.S. PATENT DOCUMENTS

D. 245,687 9/1977 Kawabata et al. D12/136

OTHER PUBLICATIONS

Modern Tire Dealer, 9/85, p. 75, General Tire No. 2,
bottom center of page.

1985 Tread Design Guide, p. 100, Cavalier Extra Trac-
tion Premium 78 Tire, top center of page.

Primary Examiner—James M. Gandy

Attorney, Agent, or Firm—Birch, Stewart, Kolasch &
Birch

[57] **CLAIM**

The ornamental design for a vehicle tire, as shown and
described.

DESCRIPTION

FIG. 1 is a perspective view of a vehicle tire showing
my new design it being understood that the tread pat-
tern is repeated uniformly throughout the circumfer-
ence of the tire and the opposite side is the same as that
shown;

FIG. 2 is a side elevational view thereof; and

FIG. 3 is a front elevational view thereof.

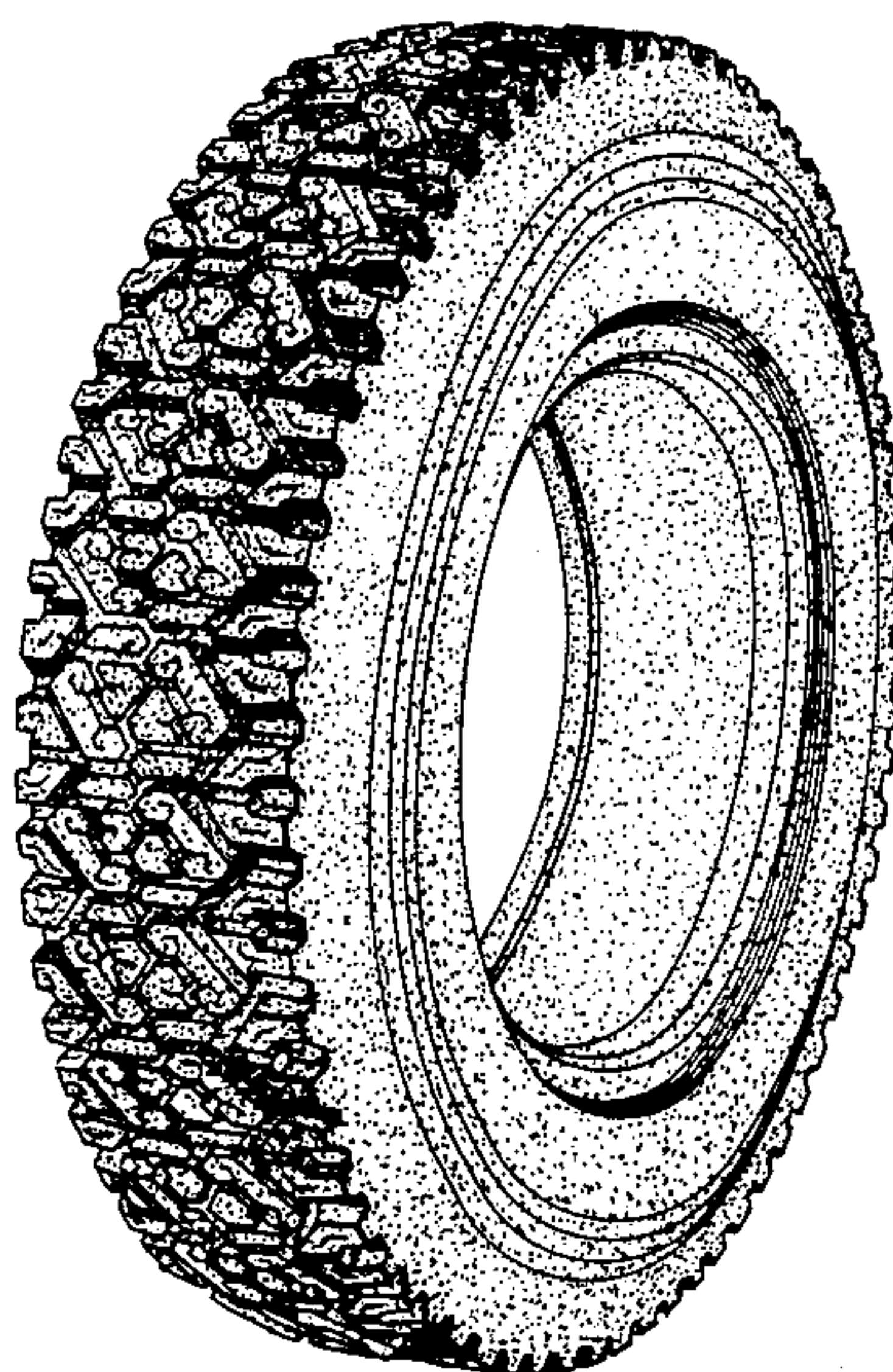


FIG. 1

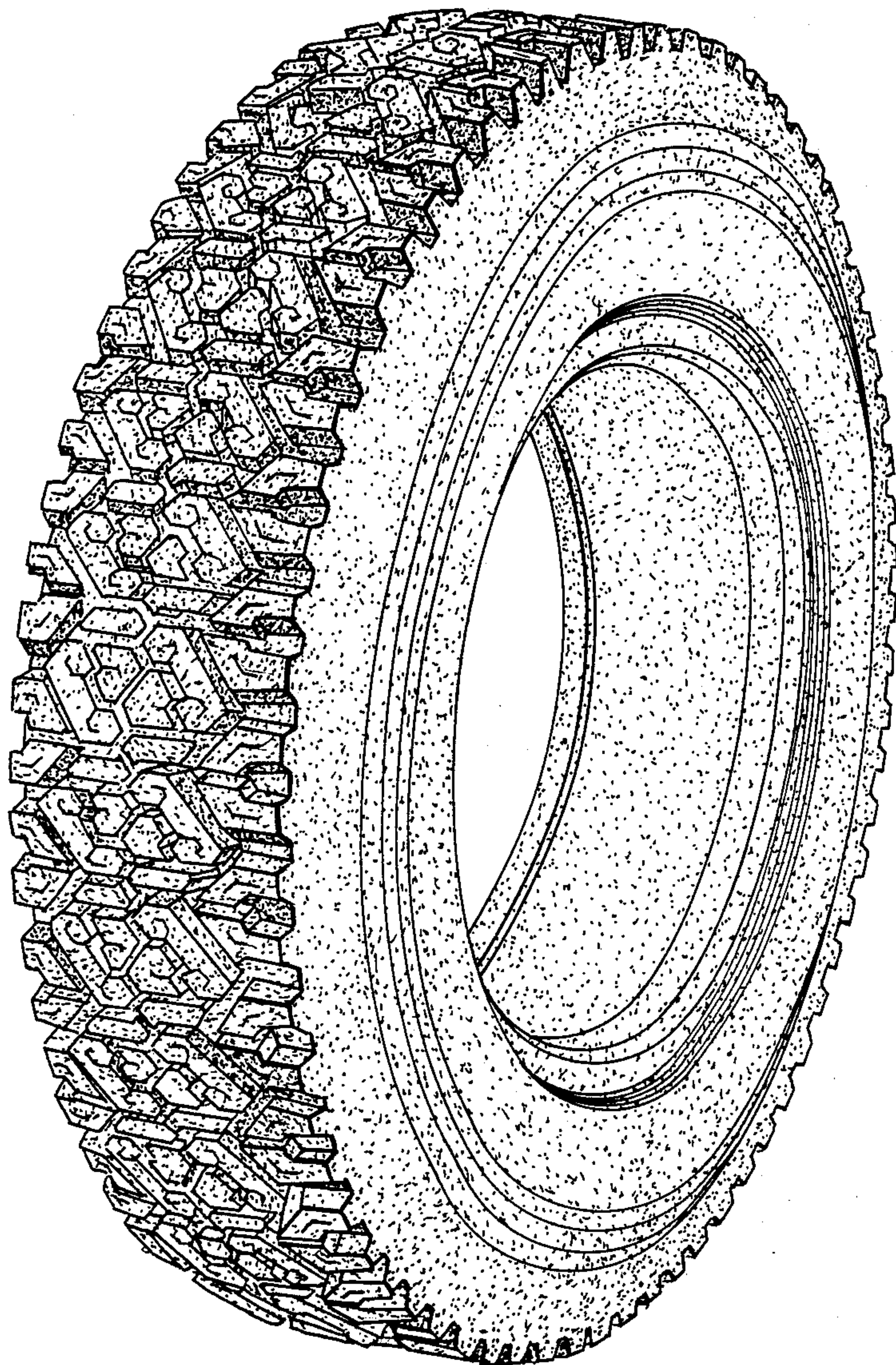


FIG. 2

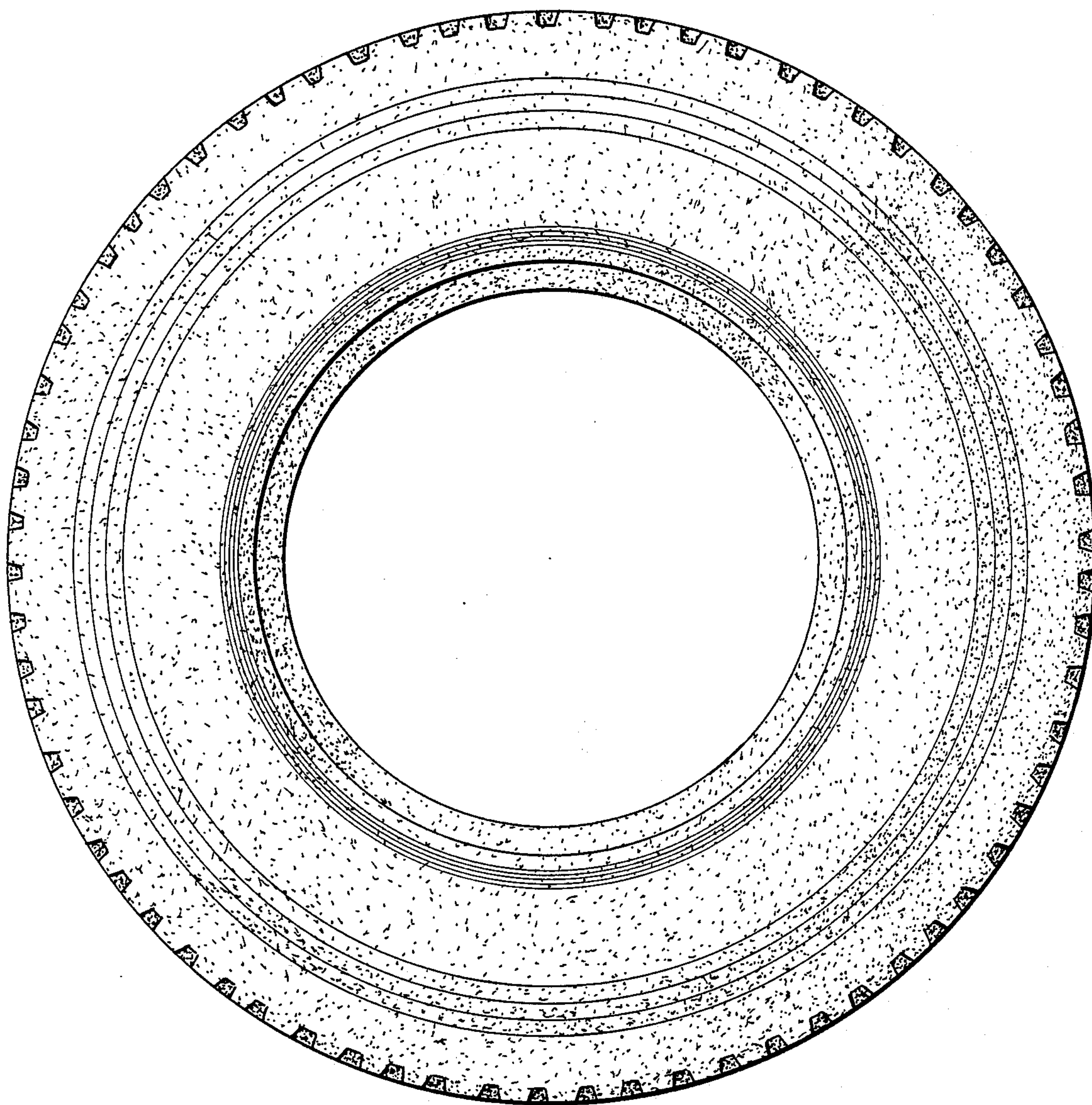


FIG. 3

