

[54] **PORTABLE ELECTRIC DRIVER**

[75] **Inventors: Kiyoshi Hoshino; Toshiaki Saito,**  
both of Tokyo, Japan

[73] **Assignee: Ryobi Ltd., Tokyo, Japan**

[\*\*] **Term: 14 Years**

[21] **Appl. No.: 932,535**

[22] **Filed: Nov. 19, 1986**

[30] **Foreign Application Priority Data**

May 27, 1986 [JP] Japan ..... 61-20438

[52] **U.S. Cl. .... D8/61; D8/30;**  
D8/83; D8/107

[58] **Field of Search ..... D8/30, 61, 75, 82, 83,**  
D8/107; 173/163; 81/54, 57./11; D7/139

[56] **References Cited**

**U.S. PATENT DOCUMENTS**

D. 139,742	12/1944	Crump .....	D8/70
D. 295,601	5/1988	Svetlik .....	D8/61
3,867,747	2/1975	Lee .....	D8/70
3,935,909	2/1976	Mabuchi et al. ....	173/163

**FOREIGN PATENT DOCUMENTS**

253074 11/1965 Japan .  
624568 5/1984 Japan .

**OTHER PUBLICATIONS**

Ryobi brochure, 1 page, undated, Art Supplied by Applicant, Cordless Screwdriver #BD-10R, Cordless Drill #BD101R.

*Primary Examiner*—Winifred E. Herrmann  
*Assistant Examiner*—John Warchol  
*Attorney, Agent, or Firm*—Sughrue, Mion, Zinn, Macpeak & Seas

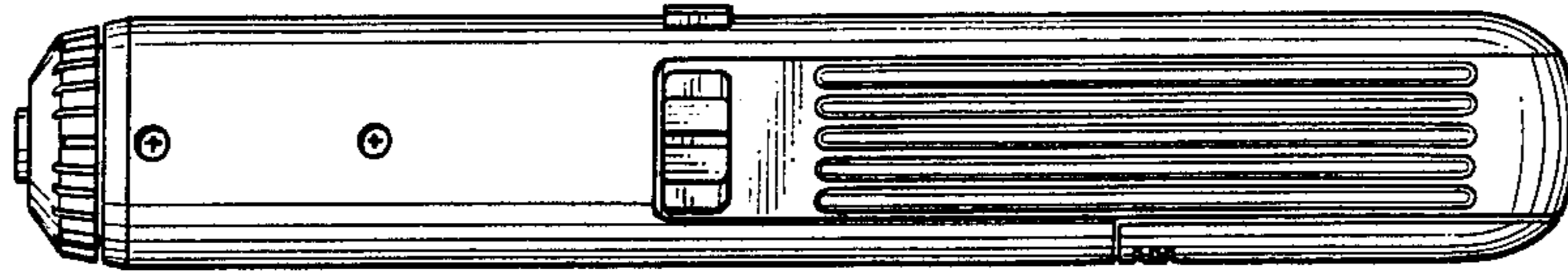
[57] **CLAIM**

The ornamental design for a portable electric driver, as shown.

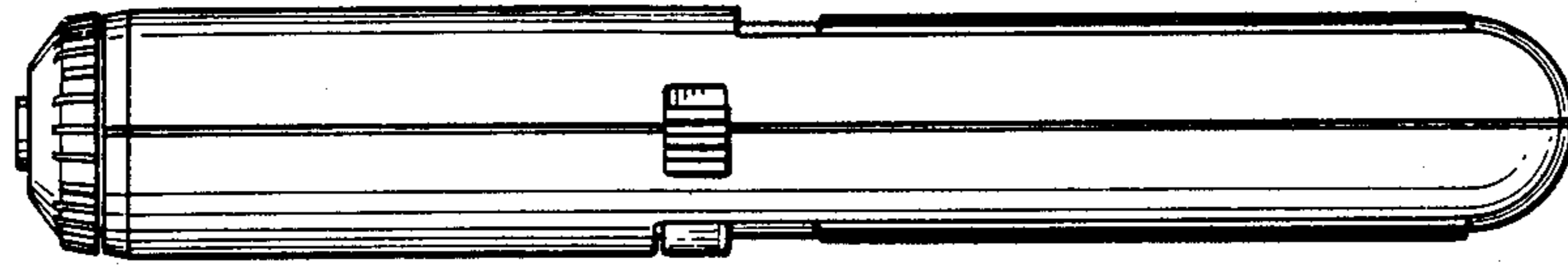
**DESCRIPTION**

FIG. 1 is a right side elevational view of a portable electric driver showing our new design;  
FIG. 2 is a top plan view thereof;  
FIG. 3 is a bottom plan view thereof;  
FIG. 4 is a left side elevational view thereof;  
FIG. 5 is a front elevational view thereof; and  
FIG. 6 is a rear elevational view thereof.

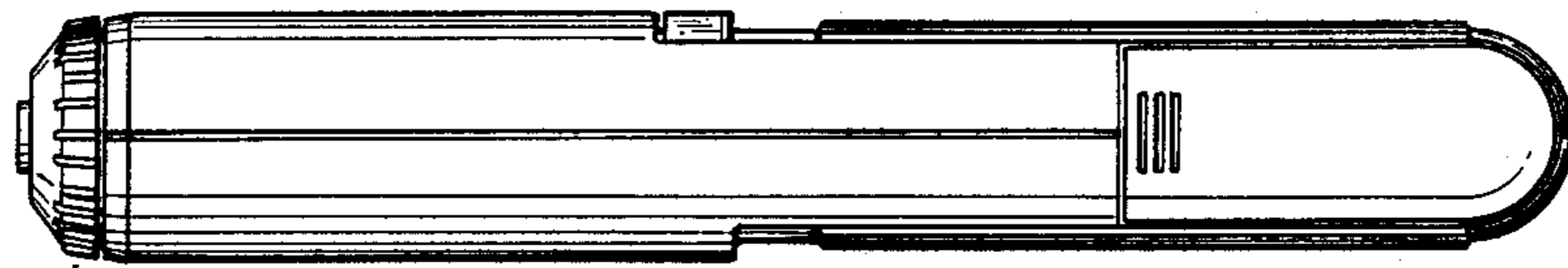




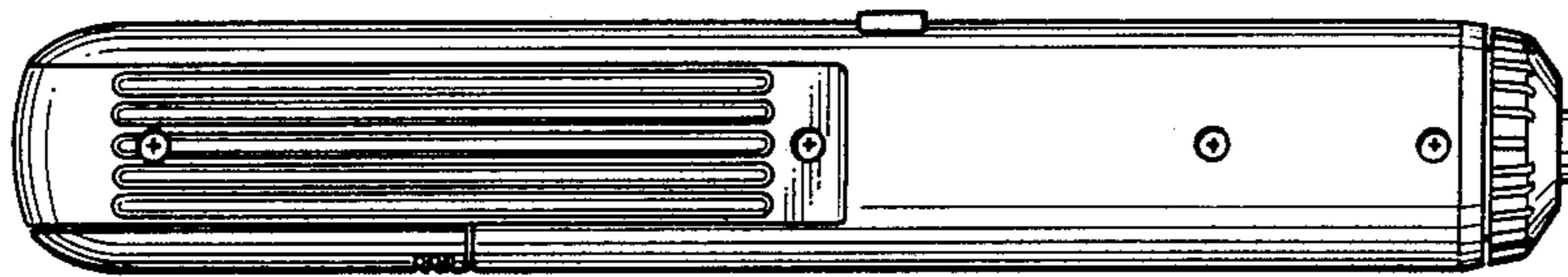
*Fig. 2*



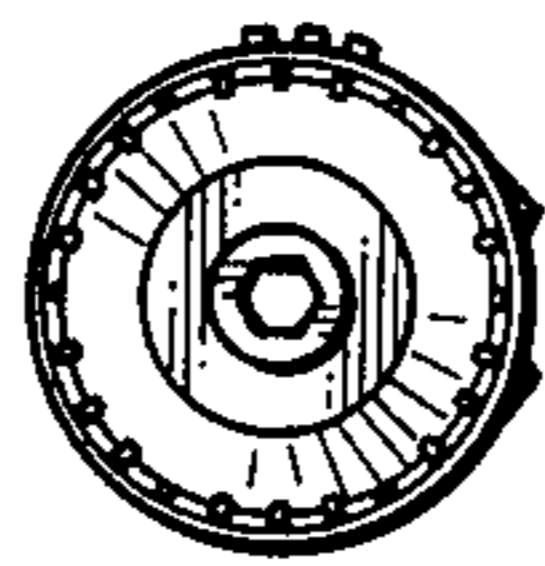
*Fig. 3*



*Fig. 4*



*Fig. 5*



*Fig. 6*

