

United States Patent [19]

Ichihara et al.

[11] Patent Number: **Des. 305,087**

[45] Date of Patent: **** Dec. 19, 1989**

[54] **MICROWAVE OVEN**

[75] Inventors: **Masuo Ichihara; Kensuke Mizuma; Masayoshi Kubo; Hisayoshi Matoba,** all of Nara; **Katsutoshi Kido,** Kyoto, all of Japan

[73] Assignee: **Matsushita Electric Industrial Co., Ltd.,** Osaka, Japan

[**] Term: **14 Years**

[21] Appl. No.: **64,495**

[22] Filed: **Jun. 22, 1987**

[30] **Foreign Application Priority Data**

Jan. 30, 1987 [JP] Japan 62-3586

[52] U.S. Cl. **D7/351**

[58] Field of Search **D7/350, 351;**
219/10.55 R, 10.55 A, 10.55 B, 10.55 C, 10.55
D, 10.55 F, 10.55 M

[56] **References Cited**

U.S. PATENT DOCUMENTS

D. 261,468 10/1981 Takahashi et al. D7/351

D. 268,082 3/1983 Haruguchi et al. D7/351
D. 269,840 7/1983 Tanaka et al. D7/351
D. 291,048 7/1987 Kubo et al. D7/351
D. 295,487 5/1988 Kubo et al. D7/351

OTHER PUBLICATIONS

Panasonic (R) Catalog, Model Designation NE-694-NE-695 (12/1986), Microwave Oven.

Primary Examiner—Bruce W. Dunkins

Assistant Examiner—Ruth Takemoto

Attorney, Agent, or Firm—Sughrue, Mion, Zinn, Macpeak & Seas

[57] **CLAIM**

The ornamental design for a microwave oven, as shown.

DESCRIPTION

FIG. 1 is a front, top and right side perspective view of a microwave oven showing our new design;

FIG. 2 is a rear, bottom and left side perspective view thereof;

FIG. 3 is a top plan view thereof; and

FIG. 4 is a right side elevational view thereof.

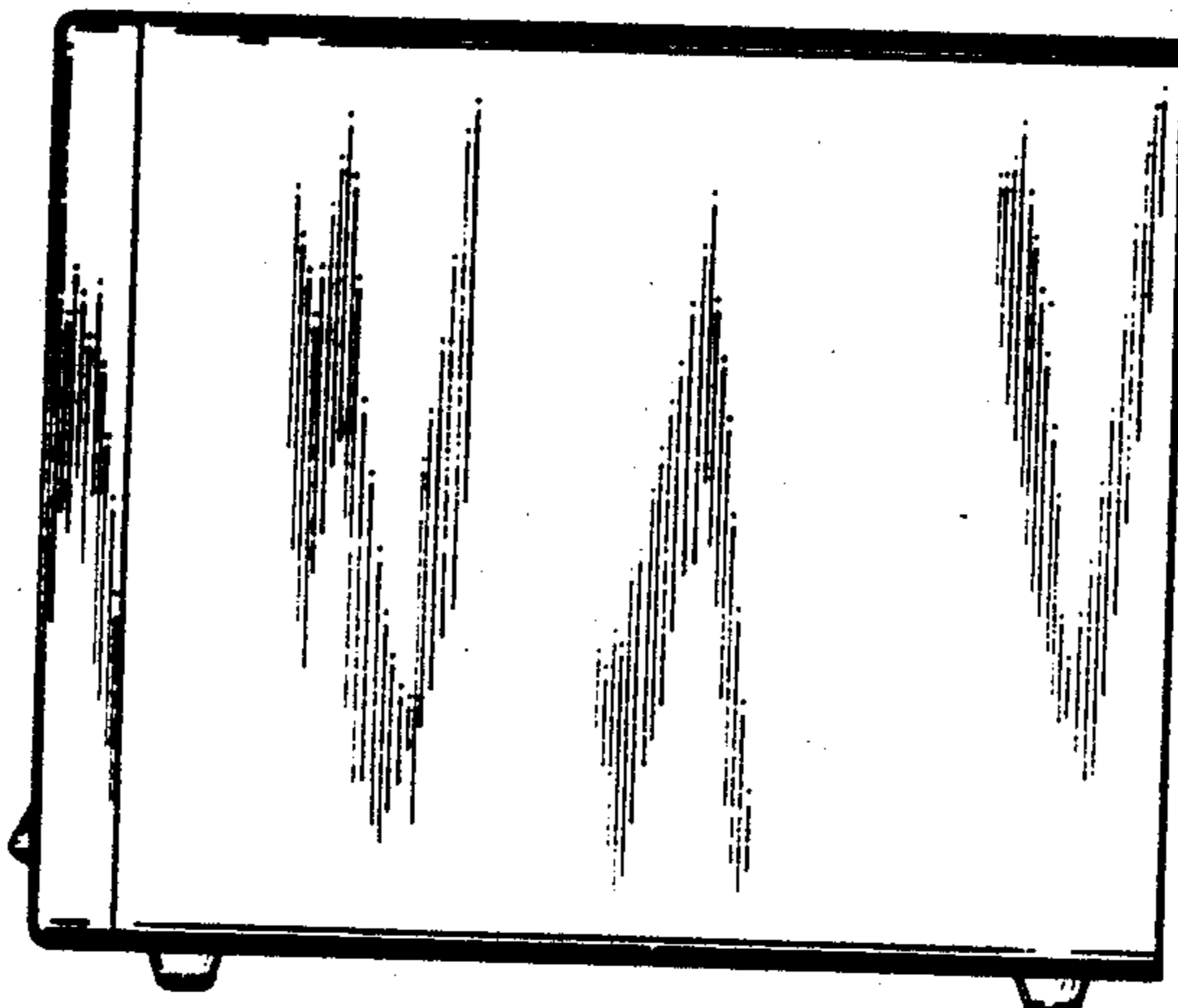



Fig. 1




Fig. 2

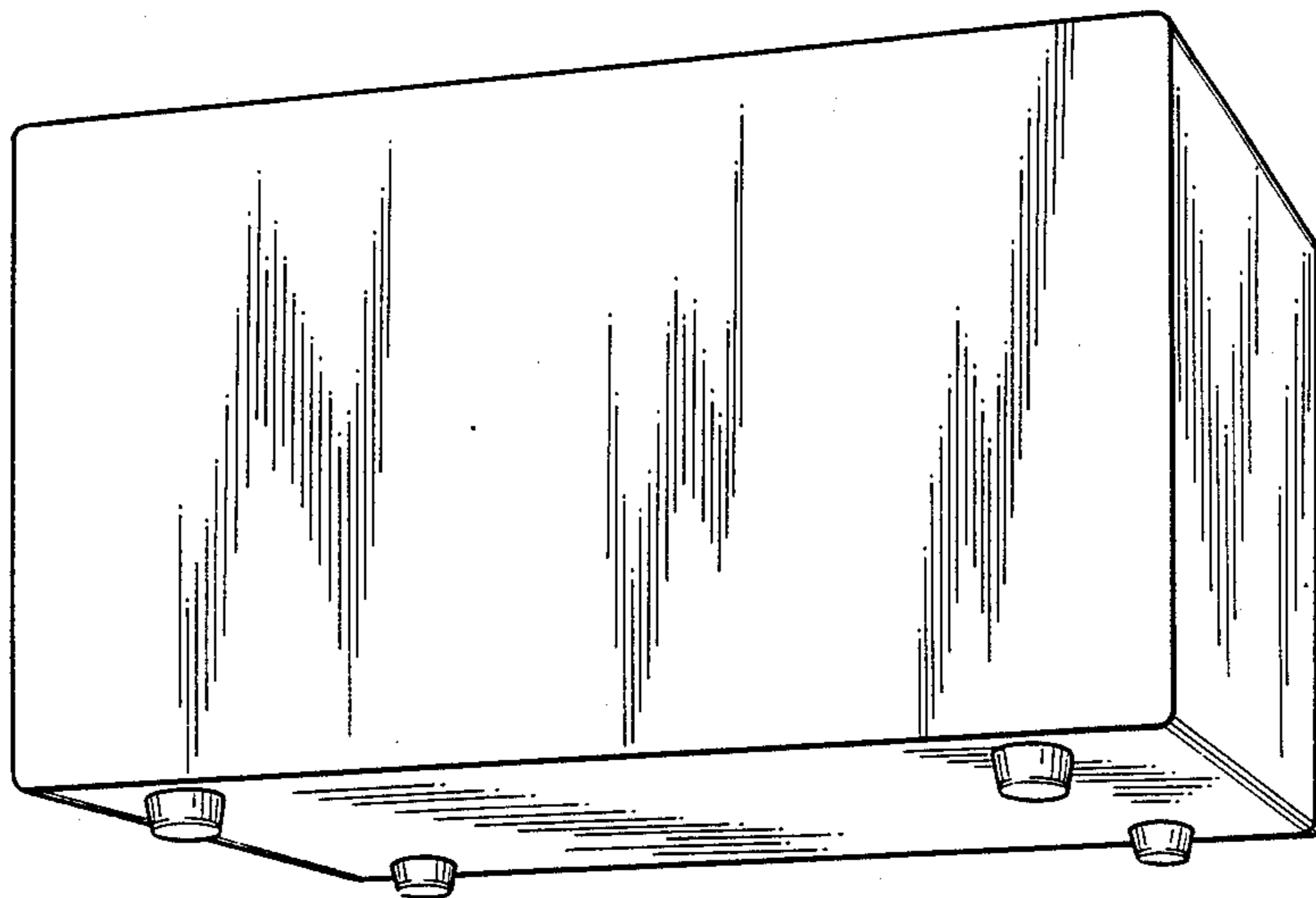


Fig. 3

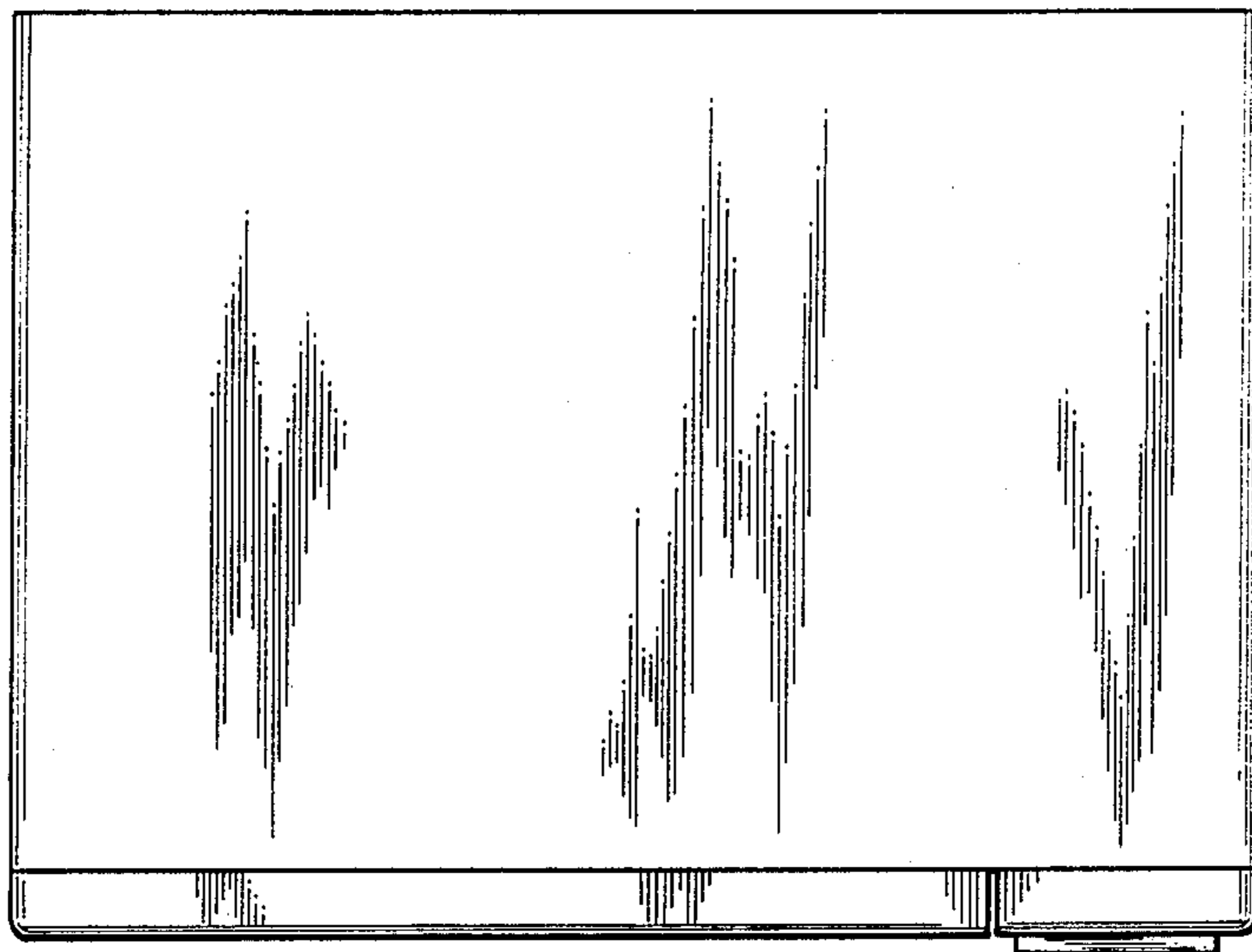


Fig. 4

