

[54] COMBINED BRACKET AND TRASH BAG SUPPORT FOR A POST-MOUNTED TRAY

[76] Inventor: William J. Rourke, 216 Circle Dr., Terre Haute, Ind. 47803

[\*\*] Term: 14 Years

[21] Appl. No.: 23,750

[22] Filed: Mar. 9, 1987

[52] U.S. Cl. .... D6/574; D8/373; D8/381

[58] Field of Search ..... D6/512, 514, 524, 527, D6/553, 567, 571, 574; D7/37-38; 108/25, 38, 30, 150; 211/12-13, 74, 88, 90, 126, 134; 248/318; D8/354, 373, 381

[56] References Cited

U.S. PATENT DOCUMENTS

- D. 231,594 5/1974 Demers ..... D7/38 X
- D. 270,506 9/1983 Thorne ..... D7/38 X
- D. 280,582 9/1985 Del Garbino et al. .... D6/562
- D. 296,404 6/1988 Lowenbein ..... D7/38
- 2,295,860 9/1942 Oliver ..... D7/37 X
- 3,498,471 3/1970 Dirky ..... D7/37 X

FOREIGN PATENT DOCUMENTS

472554 9/1937 United Kingdom ..... D7/37

OTHER PUBLICATIONS

Brochure (undated)—prior art supplied by applicant-post-mounted shelf unit.


Primary Examiner—James M. Gandy  
Assistant Examiner—Brian N. Vinson  
Attorney, Agent, or Firm—John H. Calhoun, Jr.

[57] CLAIM

The ornamental design for a combined bracket and trash bag support for a post-mounted tray, as shown.

DESCRIPTION

FIG. 1 is a bottom perspective view of a combined bracket and trash bag support for a post-mounted tray showing my new design; FIG. 2 is a bottom plan view thereof, the top being plain and unornamented; FIG. 3 is a left side elevational view thereof; FIG. 4 is a right side elevational view thereof; FIG. 5 is an inverted front elevational view thereof; and FIG. 6 is an inverted rear elevational view thereof. The broken-line showing of the inverted tray portion is for illustrative purposes only and forms no part of the claimed design.



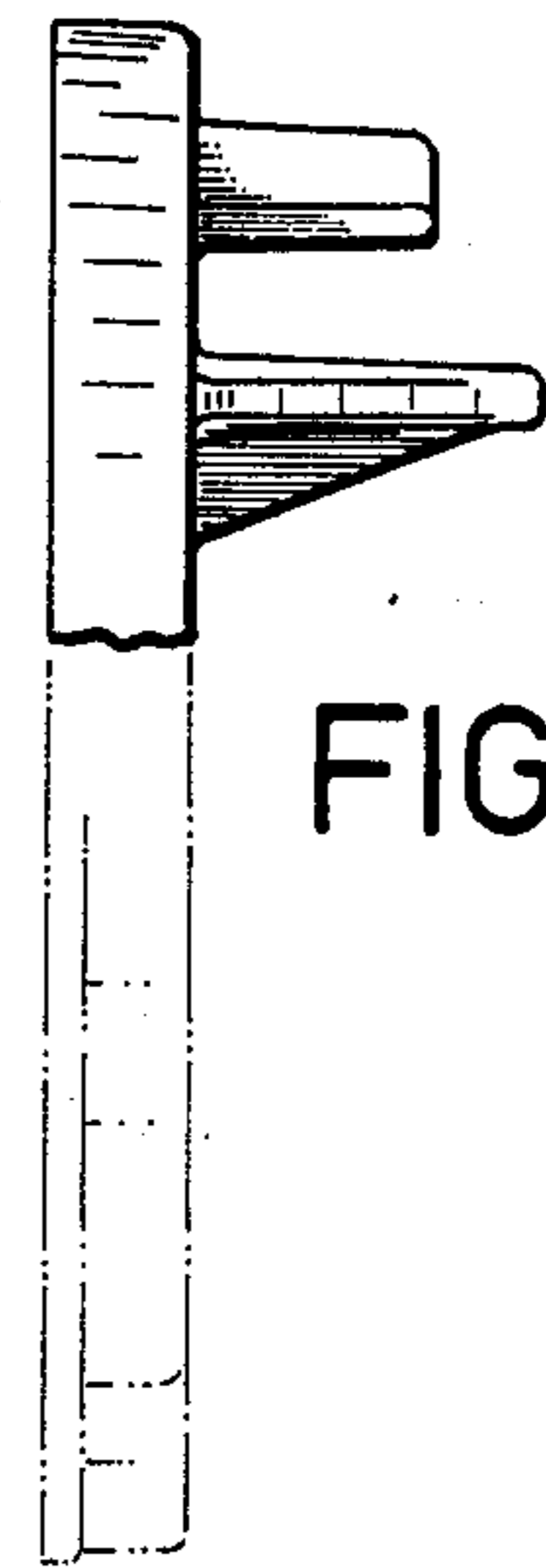
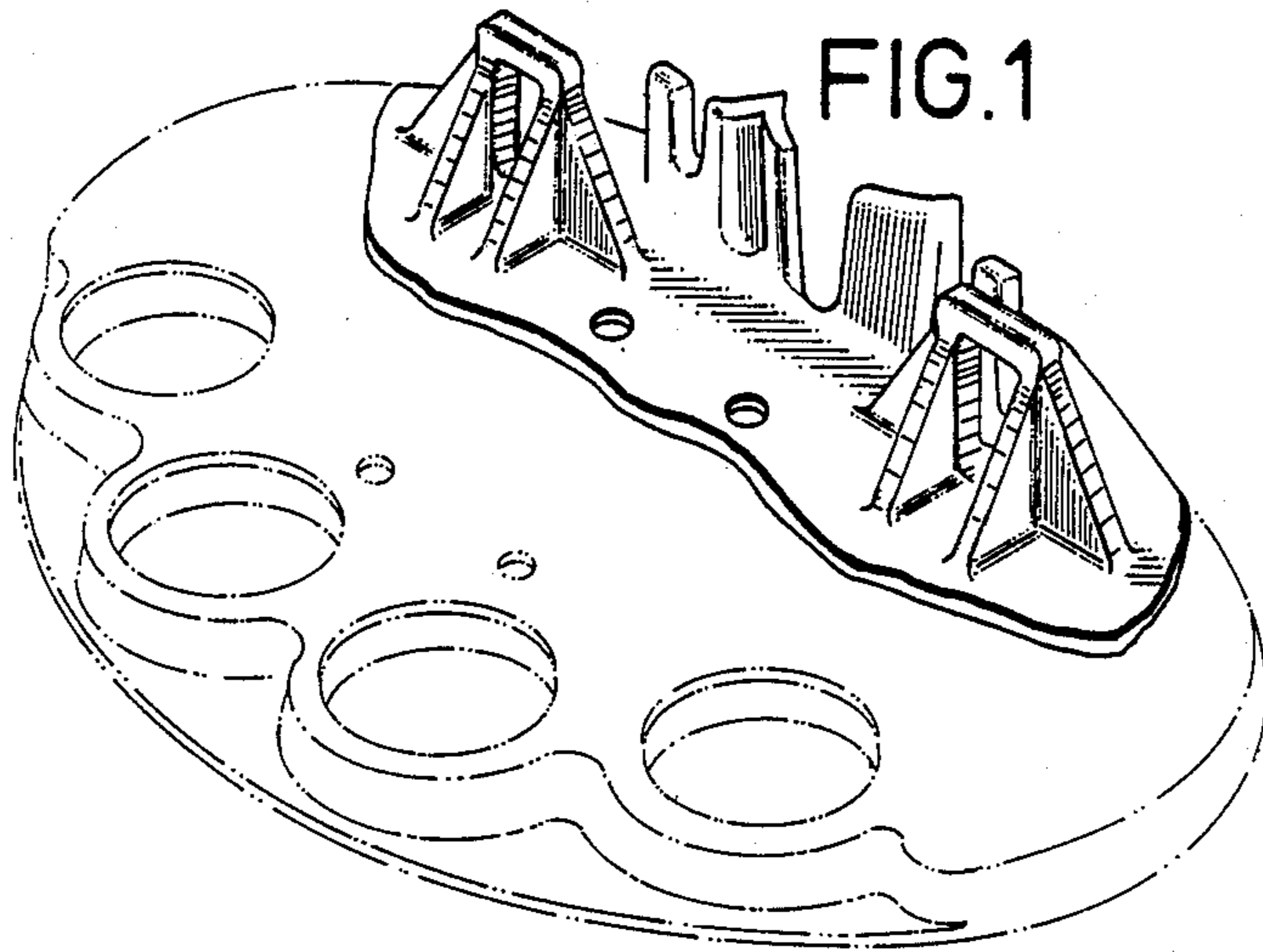


FIG. 3

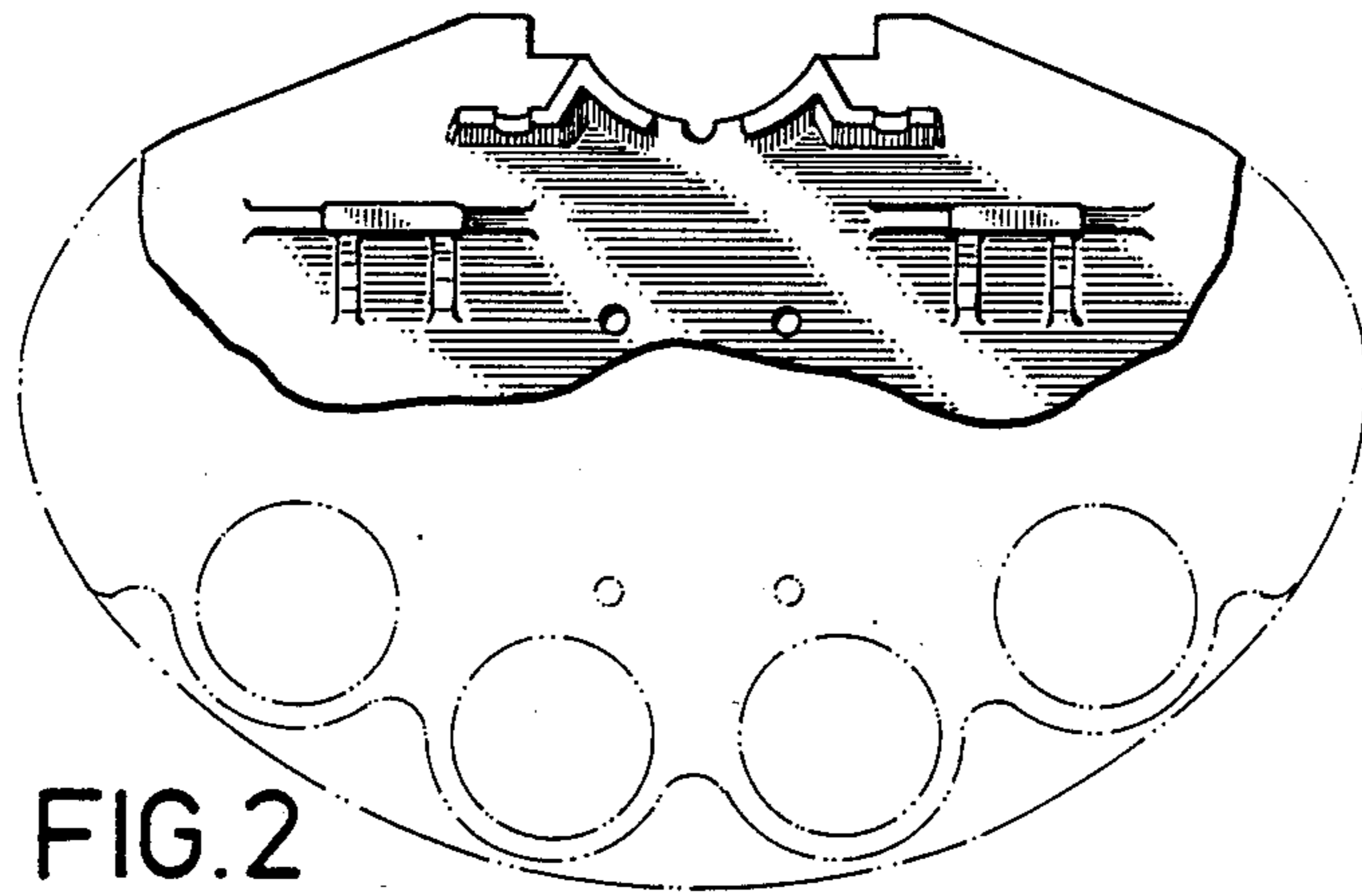


FIG. 2



FIG. 4



FIG. 5

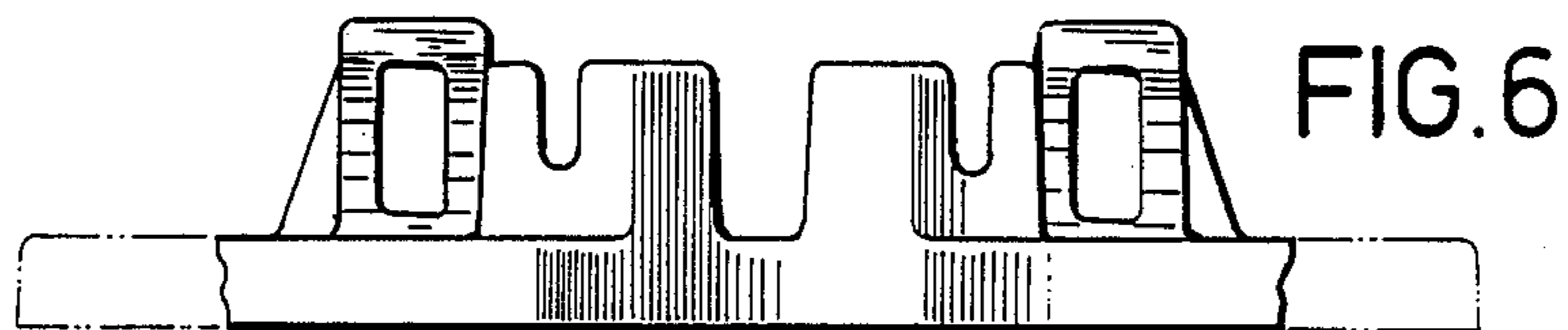


FIG. 6