

[54] HUTCH OR SIMILAR ARTICLE

[75] Inventors: Paul S. Bush, Lakewood, N.Y.; Richard Bova, Corry, Pa.; Bruce Anderson, Jamestown, N.Y.

[73] Assignee: Bush Industries, Inc., Jamestown, N.Y.

[\*\*] Term: 14 Years

[21] Appl. No.: 264,764

[22] Filed: Oct. 31, 1988

Related U.S. Application Data

[62] Division of Ser. No. 835,453, Mar. 3, 1986, Pat. No. Des. 301,814.

[52] U.S. Cl. .... D6/449; D6/426

[58] Field of Search ..... D6/422, 423, 424, 425, D6/426, 427, 428, 393, 505, 394, 507; 312/204, 194, 195, 196

[56] References Cited

U.S. PATENT DOCUMENTS

D. 216,203	12/1969	Hess	.....	D6/426
D. 236,571	9/1975	Seierson	.....	D6/426 X
D. 240,581	7/1976	Ostborg et al.	.....	D6/426
D. 243,053	1/1977	Adkinson	.....	D6/426

OTHER PUBLICATIONS

*Modern Office Technology*, May 1985, p. 106; "Gusdorf" Hutch, top right on page.

*Office Products Dealer*, Jun. 1985, p. 50; "O'Sullivan" Desk Hutch on page.

*Office Products Dealer*, Sep. 1985, p. 155; "Sirco" CWS-48 with Vertical Organizer (VO-6) top left on page.

Summitt Industries—Genuine Wood Computer Furniture ©1985, p. 3; Hutch #HB-48 or HM-48 center right on page.

*Primary Examiner*—Carmen H. Vales-Lado

*Attorney, Agent, or Firm*—Webb, Burden, Ziesenheim & Webb

[57] CLAIM

The ornamental design for a hutch or similar article, as shown and described.

DESCRIPTION

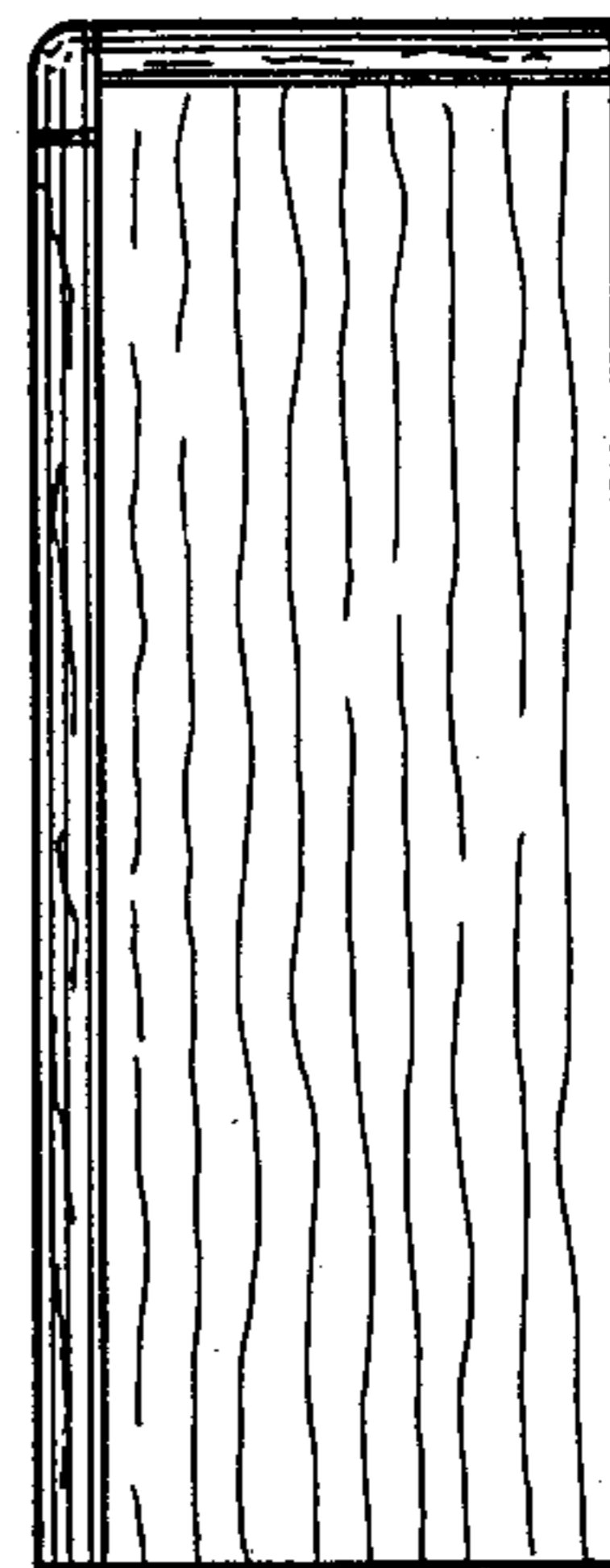
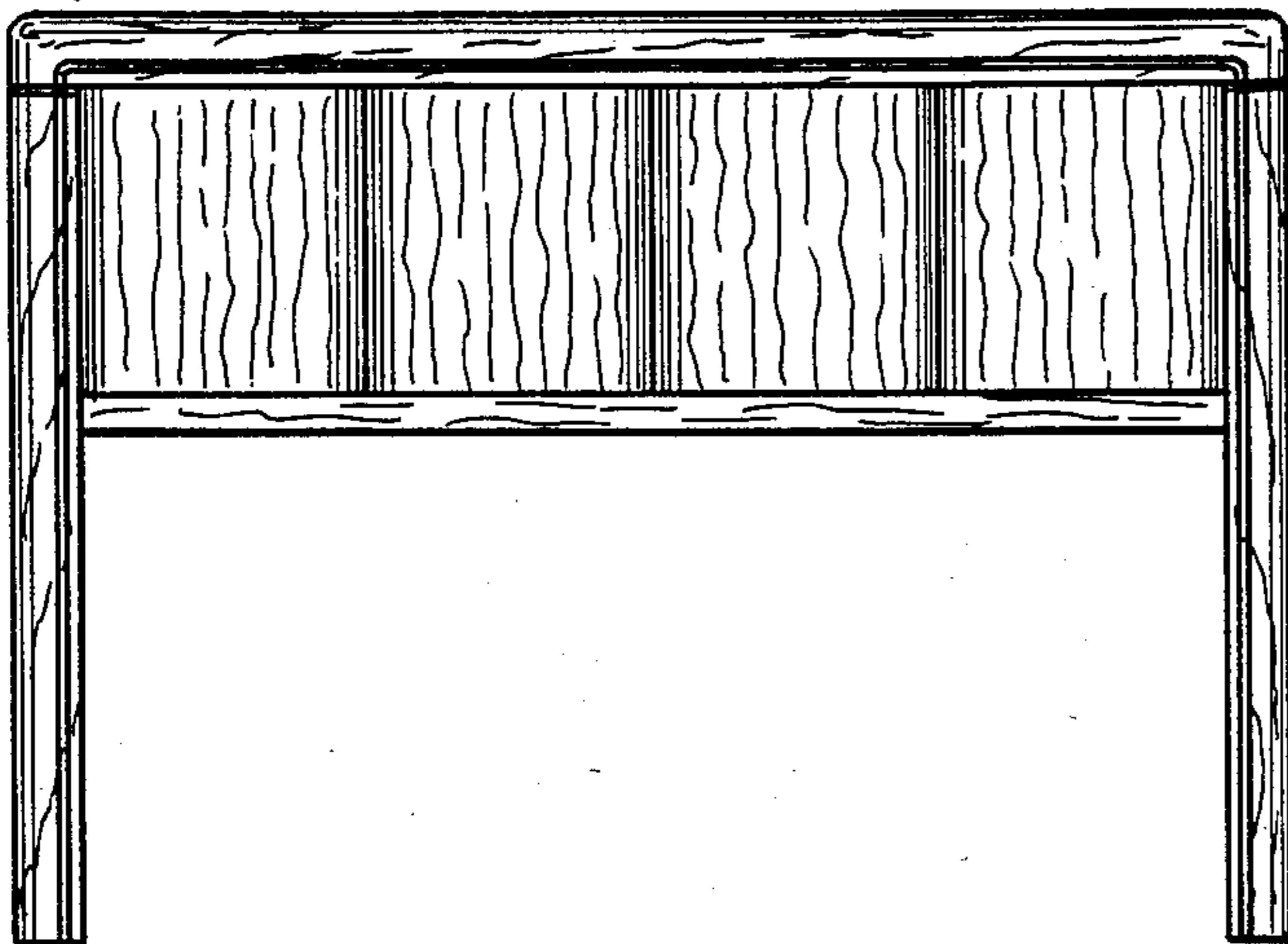
FIG. 1 is a front elevational view of a hutch or similar article showing our new design;

FIG. 2 is a side elevational view, the opposite side being a mirror image thereof;

FIG. 3 is a rear elevational view thereof;

FIG. 4 is a top plan view thereof; and

FIG. 5 is a bottom plan view thereof.



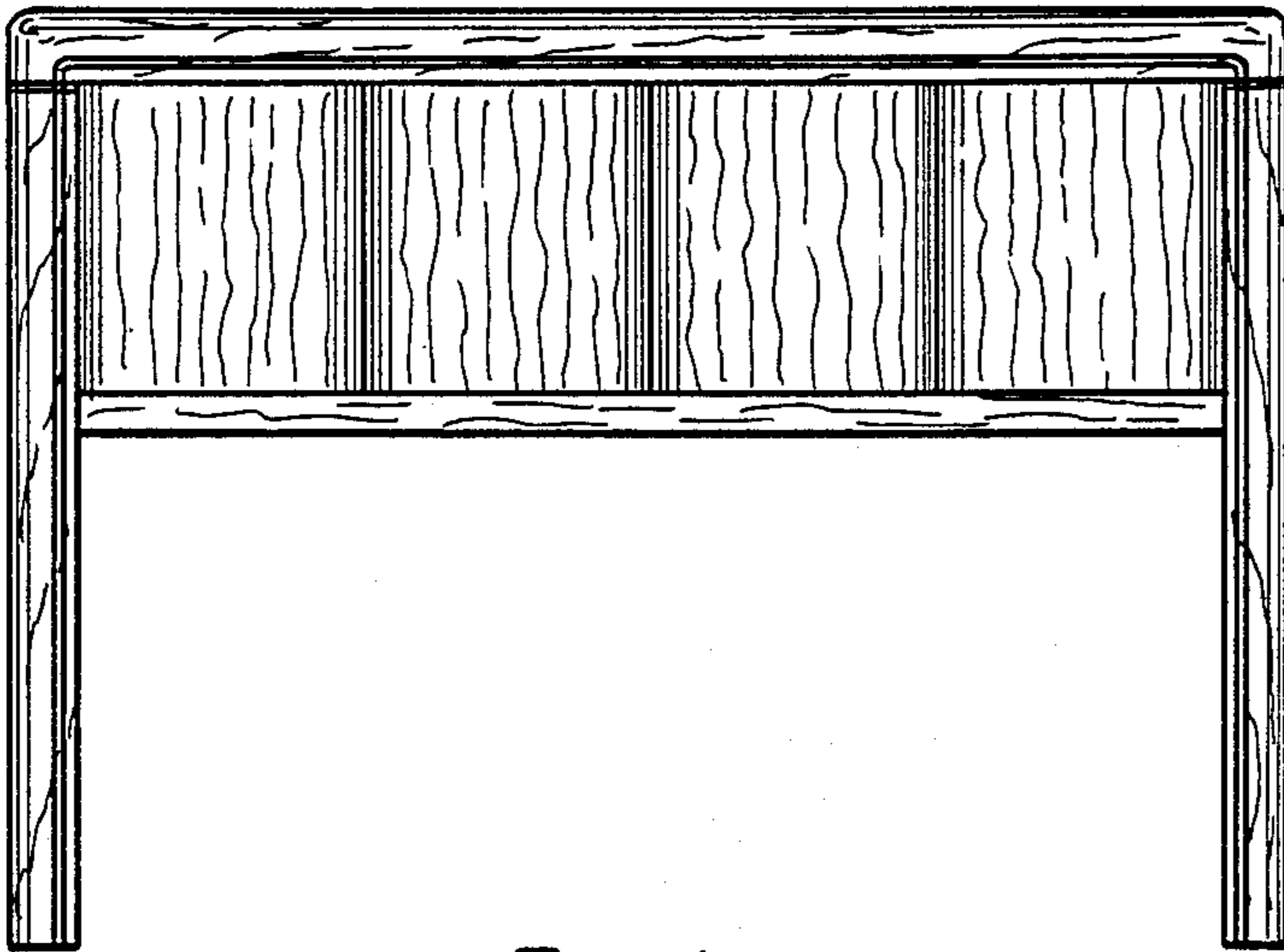


Fig. 1




Fig. 2

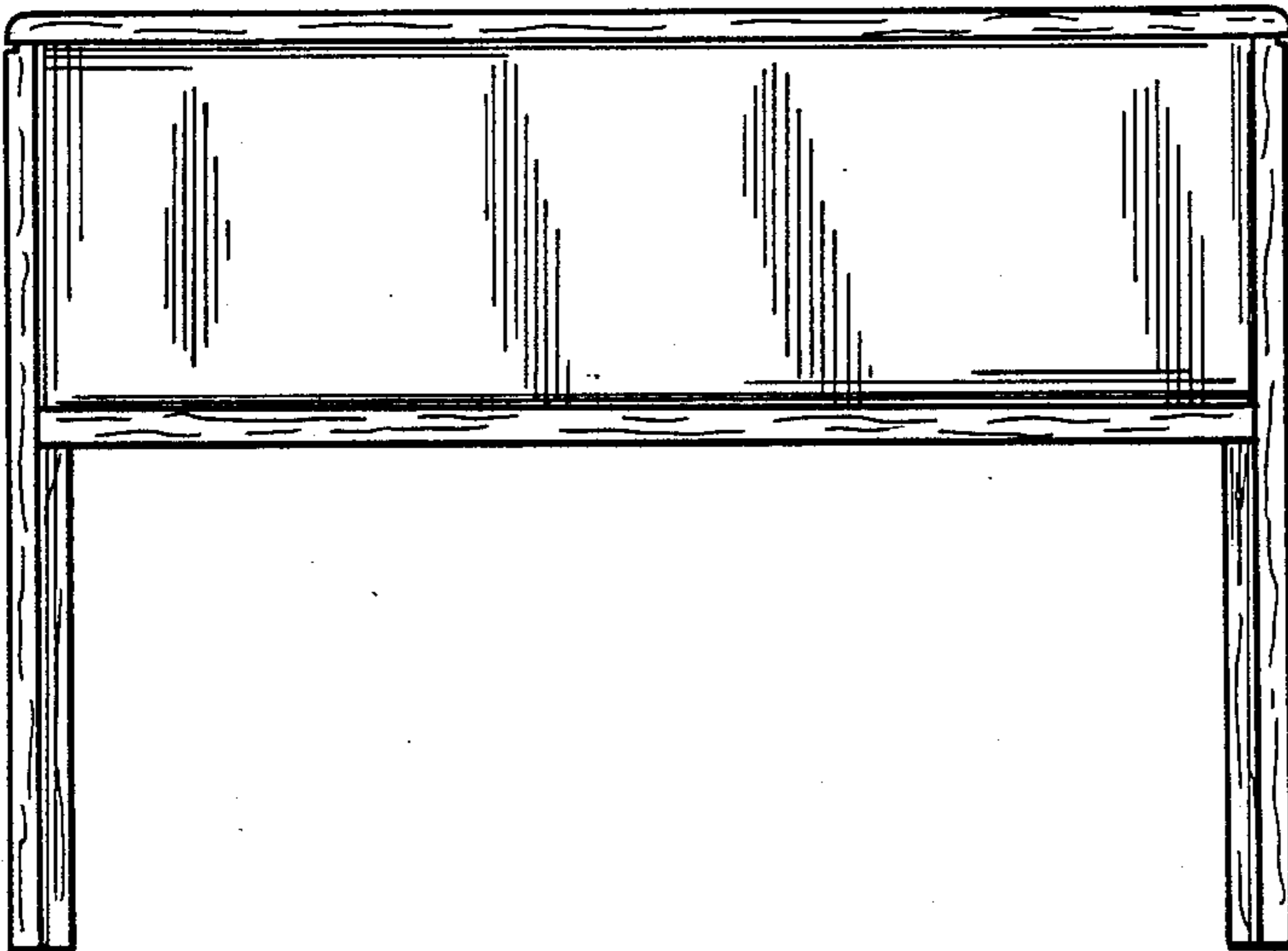


Fig. 3




Fig. 4




Fig. 5