

[54] **VIAL SUPPORT SLEEVE**

[75] **Inventor: James A. Baxter, London, England**

[73] **Assignee: Chromacol Limited, London, England**

[\*] **Notice: The portion of the term of this patent subsequent to Aug. 1, 2003 has been disclaimed.**

[\*\*] **Term: 14 Years**

[21] **Appl. No.: 13,926**

[22] **Filed: Feb. 12, 1987**

[30] **Foreign Application Priority Data**

Aug. 14, 1986 [GB] United Kingdom ..... 1036091

[52] **U.S. Cl. .... D24/29; D24/8**

[58] **Field of Search .... D24/29, 32, 8; D9/351, D9/355, 396, 399, 400, 410; 422/61; 356/246; 215/1 R, DIG. 3**

[56] **References Cited**

**U.S. PATENT DOCUMENTS**

D. 21,303	1/1892	Bogert .....	D9/351
D. 274,257	6/1984	Jenkins et al. ....	D24/8
4,140,489	2/1979	Lee .....	356/246
4,264,204	4/1981	McCormick .....	356/246
4,652,126	3/1987	Mahooti .....	356/244

**OTHER PUBLICATIONS**

American Scientific Products, 1981-82, p. 298, "Coupling C4677-20".

*Primary Examiner*—James R. Largen

*Assistant Examiner*—Ruth Takemoto

*Attorney, Agent, or Firm*—Christie, Parker & Hale

[57] **CLAIM**

The ornamental design for vial support sleeve, as shown and described.

**DESCRIPTION**

FIG. 1 is a front elevational view of a vial support sleeve showing my new design;

FIG. 2 is a cross-sectional view taken along lines 2—2 in FIG. 1;

FIG. 3 is a bottom plan view thereof; and

FIG. 4 is a top plan view thereof.

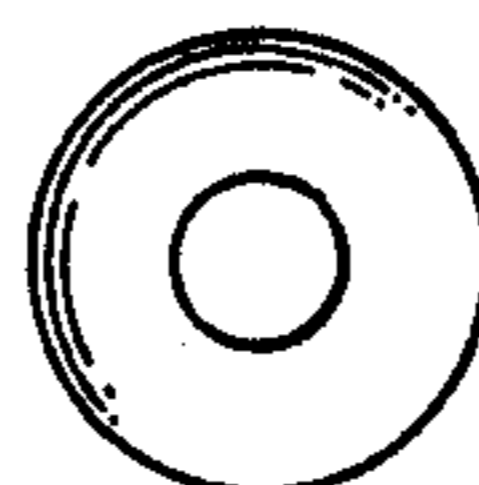
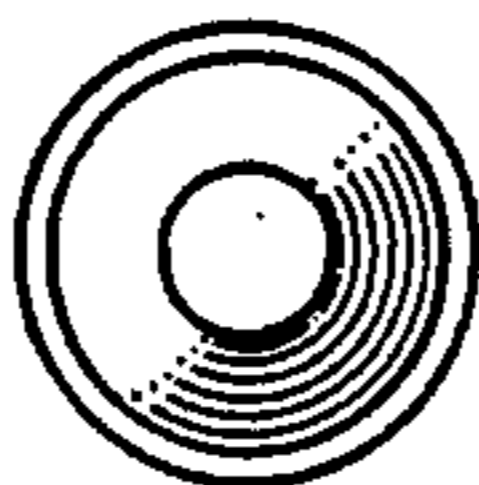
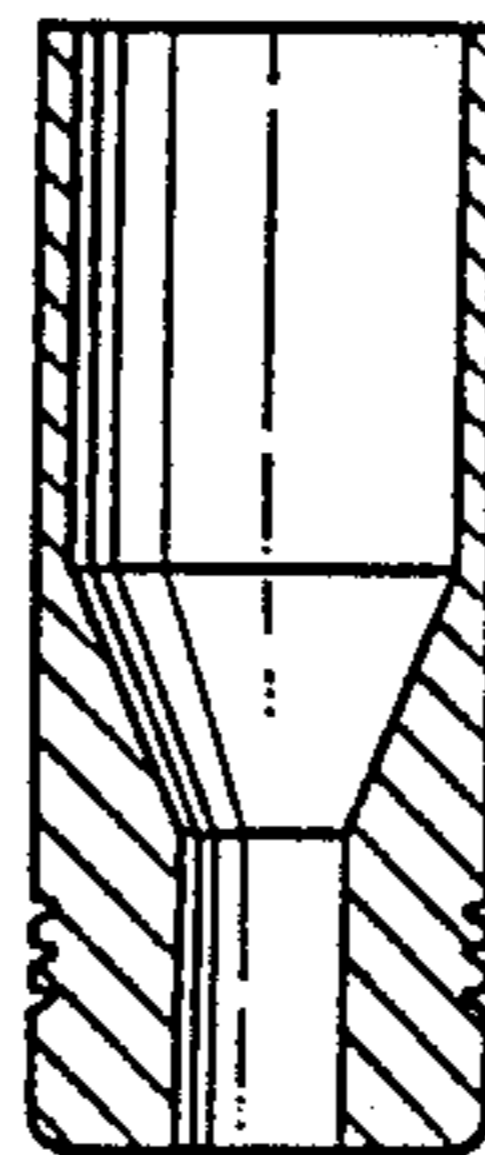



FIG. 1




FIG. 2

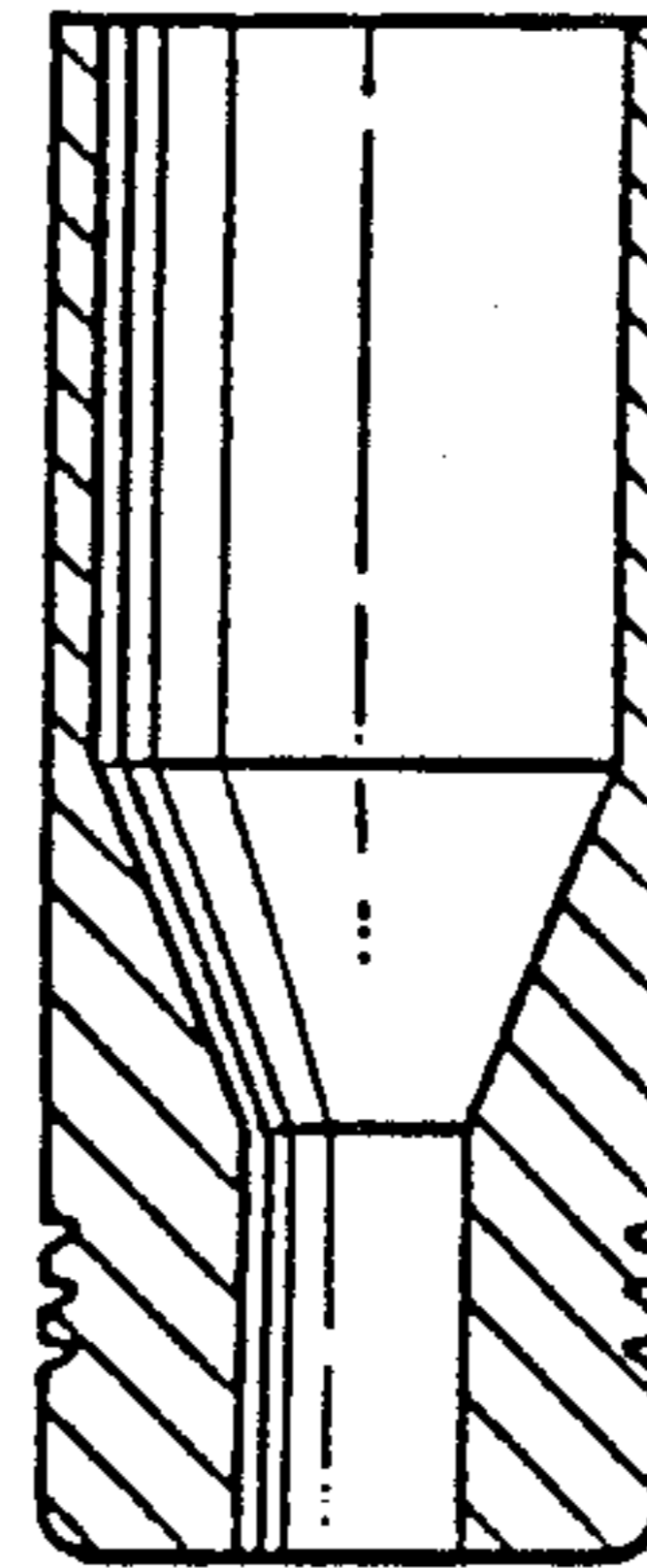


FIG. 3

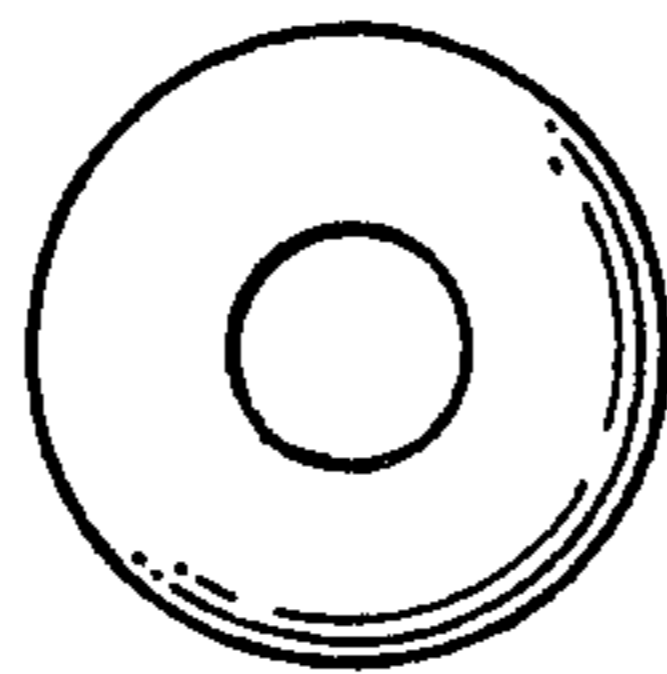


FIG. 4

