

# United States Patent [19]

Reynolds

[11] Patent Number: **Des. 304,947**

[45] Date of Patent: **\*\* Dec. 5, 1989**

[54] **TROLLING MOTOR STEERING ATTACHMENT**

[76] Inventor: **Larry C. Reynolds, 1441 Lakeview, Wylie, Tex. 75098**

[\*\*] Term: **14 Years**

[21] Appl. No.: **54,008**

[22] Filed: **May 26, 1987**

[52] U.S. Cl. .... **D15/4**

[58] Field of Search ..... **D15/4-5; 440/6, 84; 74/480 B, 481, 491-492, 504, 471 X**

[56] **References Cited**

**U.S. PATENT DOCUMENTS**

D. 260,523	9/1981	Rains, III et al. ....	D15/4
D. 264,084	4/1982	Morgan .....	D15/4
2,747,425	5/1956	Ohlan .....	74/480 B
2,901,918	9/1959	Beamer .....	74/480 B
2,915,915	12/1959	McKay .....	74/480 B
3,880,106	4/1975	Farmer .....	248/229 X
4,152,690	5/1979	Veatch .....	248/278 X
4,262,619	4/1981	Hine .....	74/480 B X

4,624,206	11/1986	Frye et al. ....	74/480 B X
4,656,960	4/1987	Davenport .....	74/480 B X
4,735,166	4/1988	Dimalanta .....	74/480 B X

**OTHER PUBLICATIONS**

Johnson Catalogue (1956) p. 17, "Sea Horse 3" Outboard Engine.

*Primary Examiner*—Wallace R. Burke

*Assistant Examiner*—Brian N. Vinson

*Attorney, Agent, or Firm*—Gerald G. Crutsinger; John F. Booth; Norman L. Gundel

[57] **CLAIM**

The ornamental design for trolling motor steering attachment, as shown and described.

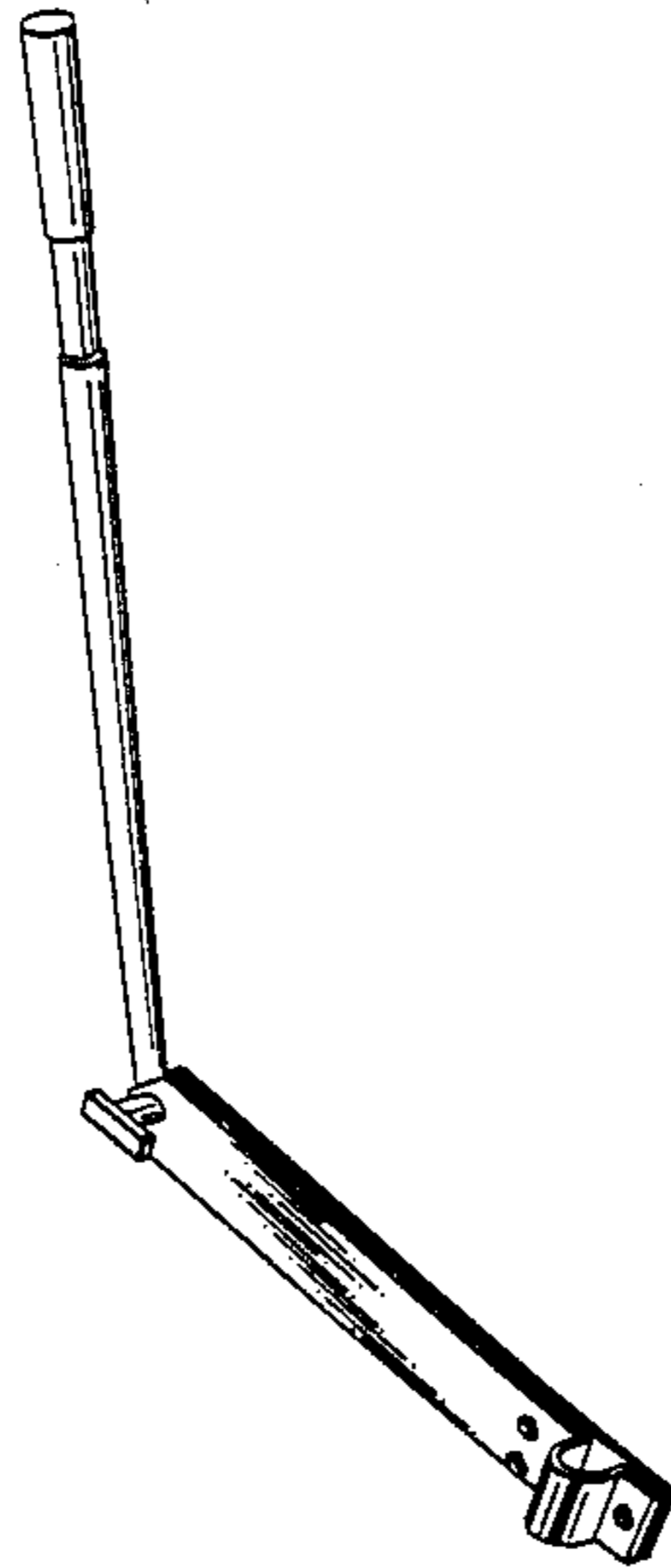
**DESCRIPTION**

FIG. 1 is a top, rear and right side perspective view of a trolling motor steering attachment showing my new design;

FIG. 2 is a left side elevational view thereof;

FIG. 3 is a rear elevational view thereof; and

FIG. 4 is a top plan view thereof.



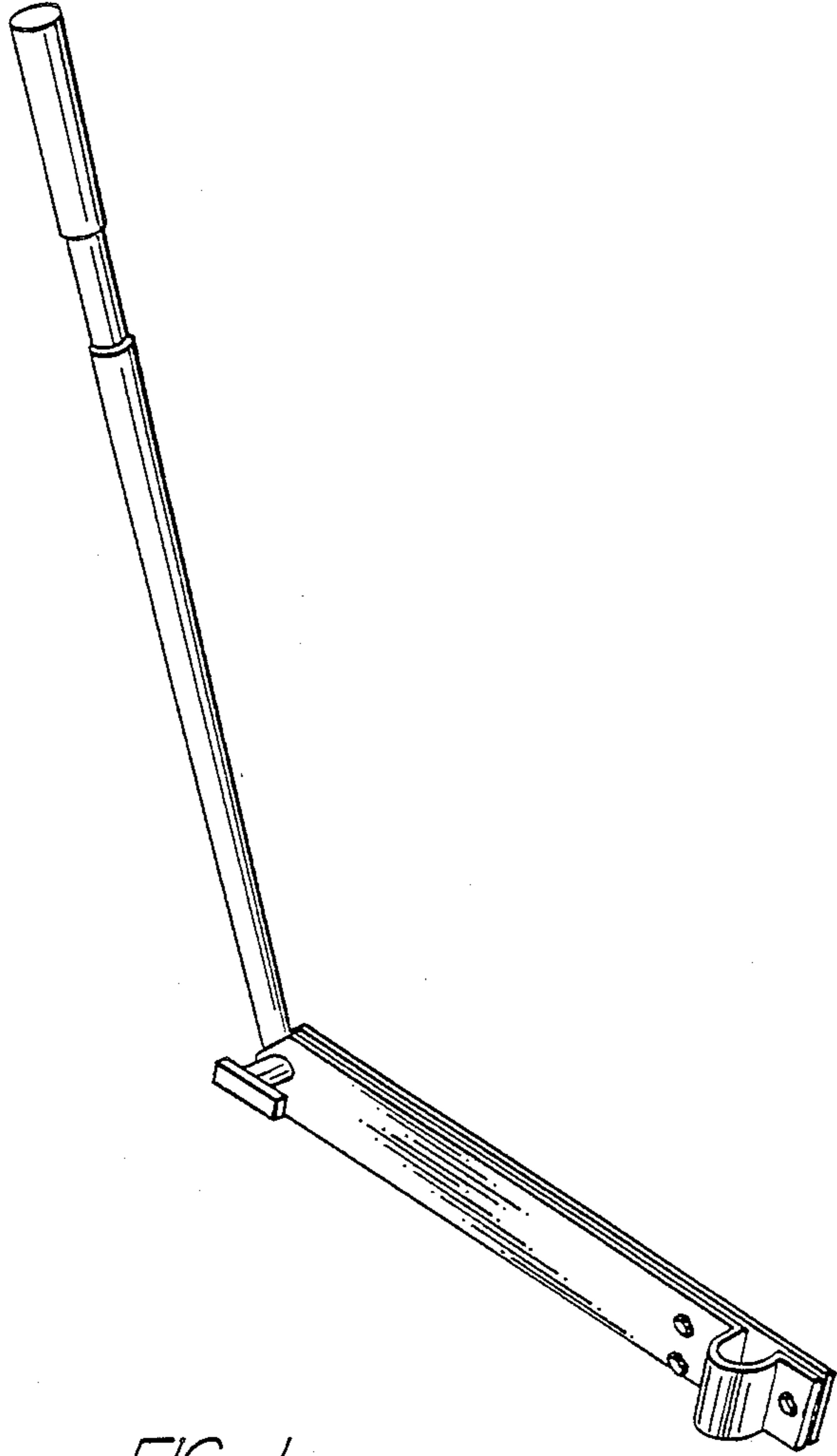


FIG. 1

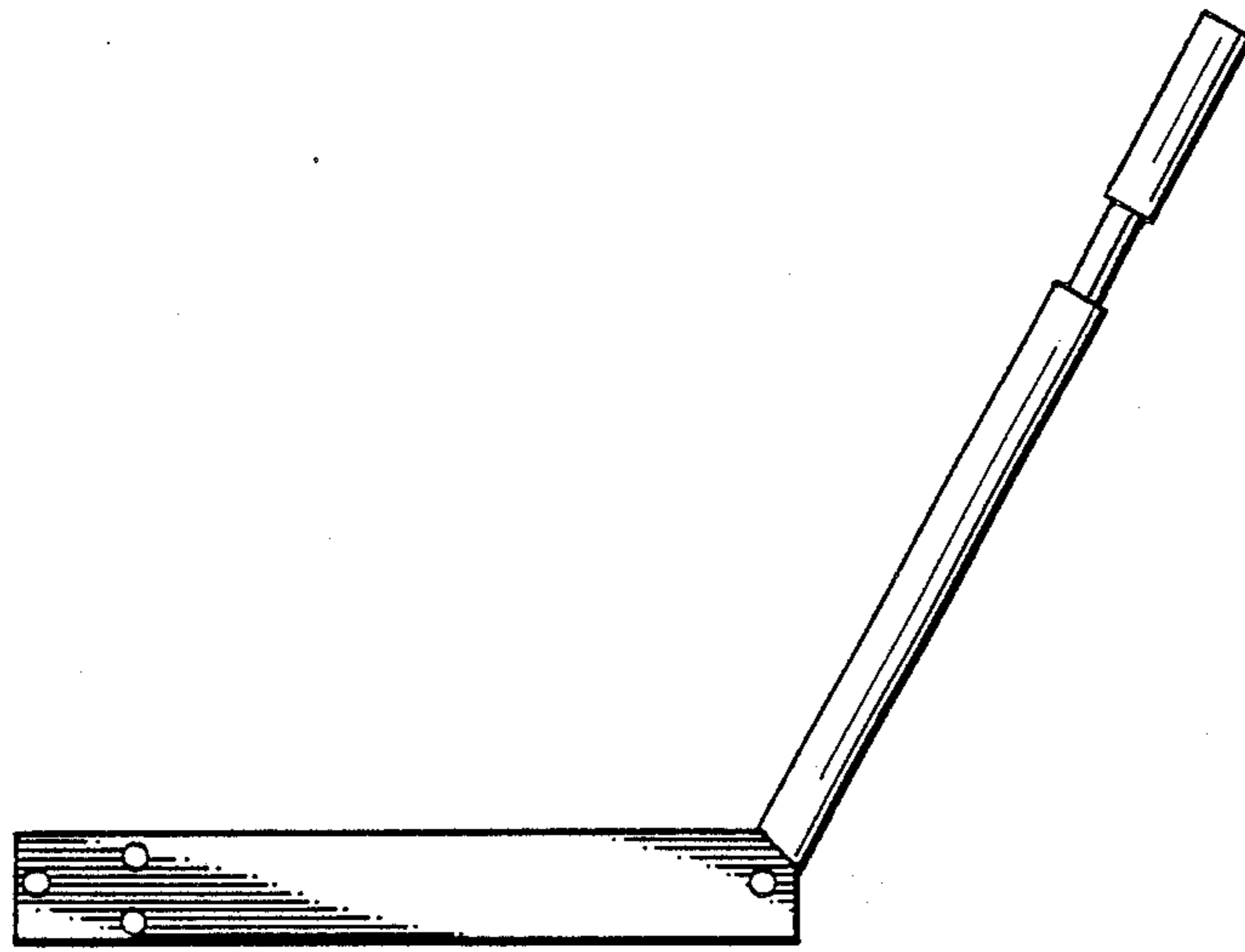


FIG. 2



FIG. 3




FIG. 4