

[54] **MODEM OR SIMILAR ARTICLE**

[75] **Inventors:** Peter H. Muller, Los Gatos; Peter E. Lowe, Palo Alto; Randy J. Bleske, San Jose, all of Calif.

[73] **Assignee:** Hayes Microcomputer Products, Inc., Norcross, Ga.

[\*] **Notice:** The portion of the term of this patent subsequent to Dec. 5, 2003 has been disclaimed.

[\*\*] **Term:** 14 Years

[21] **Appl. No.:** 10,575

[22] **Filed:** Feb. 3, 1987

[52] **U.S. Cl.** ..... D14/107

[58] **Field of Search** ..... D14/100, 107, 106, 102, D14/109, 114; D13/40, 41; 174/50, 52.1; 364/708, 706, 707, 709.01, 709.12; 361/331, 332, 334, 380, 381, 399, 390-395, 415; 360/97-99, 133; 312/208

[56] **References Cited**

**U.S. PATENT DOCUMENTS**

- D. 247,779 4/1978 Barnich et al. .... D14/106
- D. 291,443 8/1987 Pedinielli et al. .... D14/107
- D. 292,926 11/1987 Gillespie et al. .... D14/107

D. 295,178 4/1988 Pedinielli et al. .... D14/107

**OTHER PUBLICATIONS**

- Byte-Jul. 1984, p. 351, Ven Tel Modem.
- Computer Merchandising, Jan. 1985, p. 130, Modem in foreground.
- Glasgal Communications, Inc., 1984, p. 9-Vadic Modulation 1200 Baud FDX Modems.
- Varco, Winter 1984, p. 40, Modem-Item 1079, upper left corner.


*Primary Examiner*—Susan J. Lucas  
*Assistant Examiner*—F. S. Nunn  
*Attorney, Agent, or Firm*—Jones, Askew & Lunsford

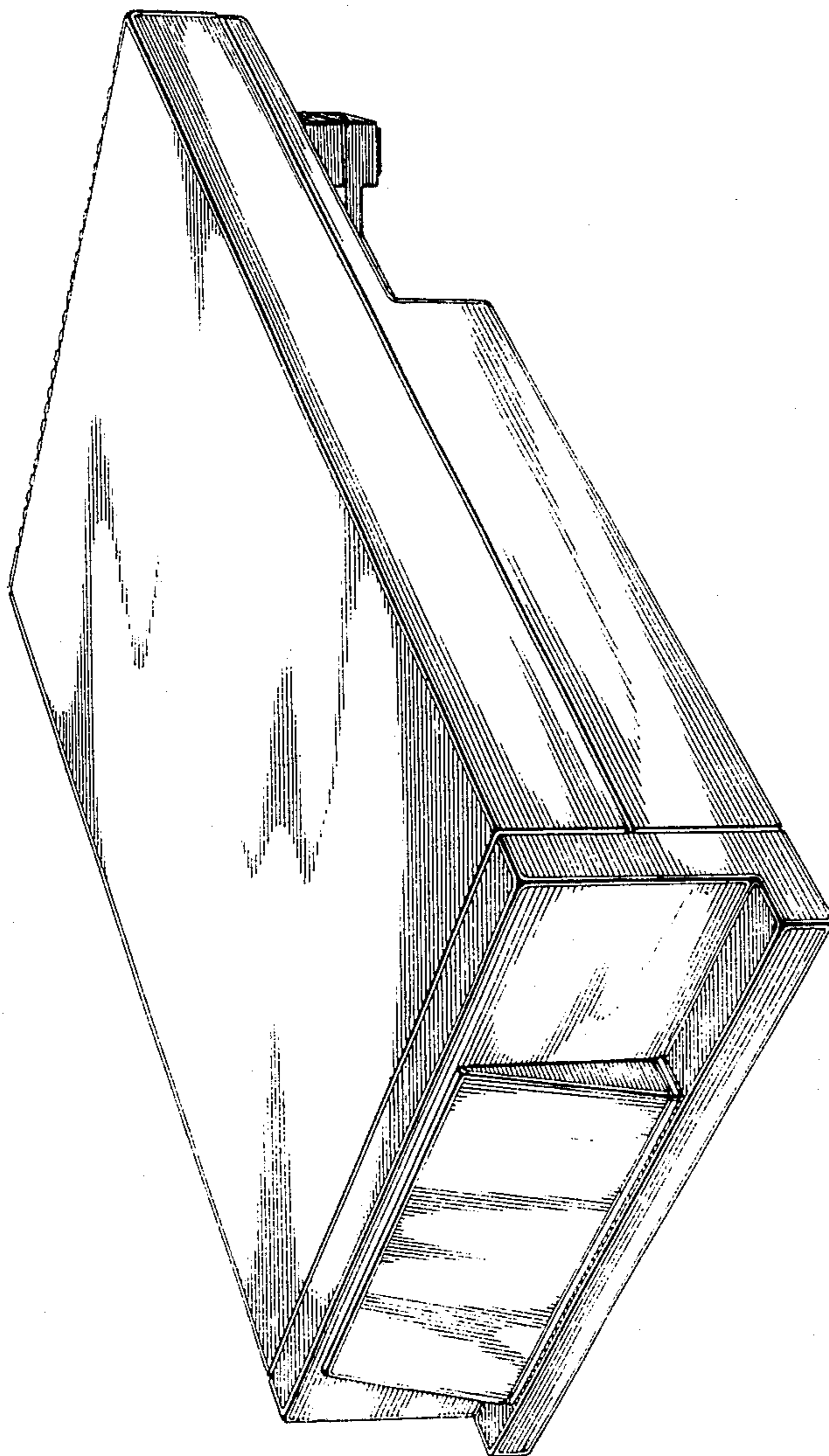
[57] **CLAIM**

The ornamental design for our modem or similar article, as shown and described.


**DESCRIPTION**

FIG. 1 is a right side perspective view of a modem or similar article showing our new design;  
 FIG. 2 is a right side elevation view thereof;  
 FIG. 3 is a left side elevation view thereof;  
 FIG. 4 is a top plan view thereof;  
 FIG. 5 is a front side elevation view thereof;  
 FIG. 6 is a rear side elevation view thereof; and  
 FIG. 7 is a bottom plan view thereof.

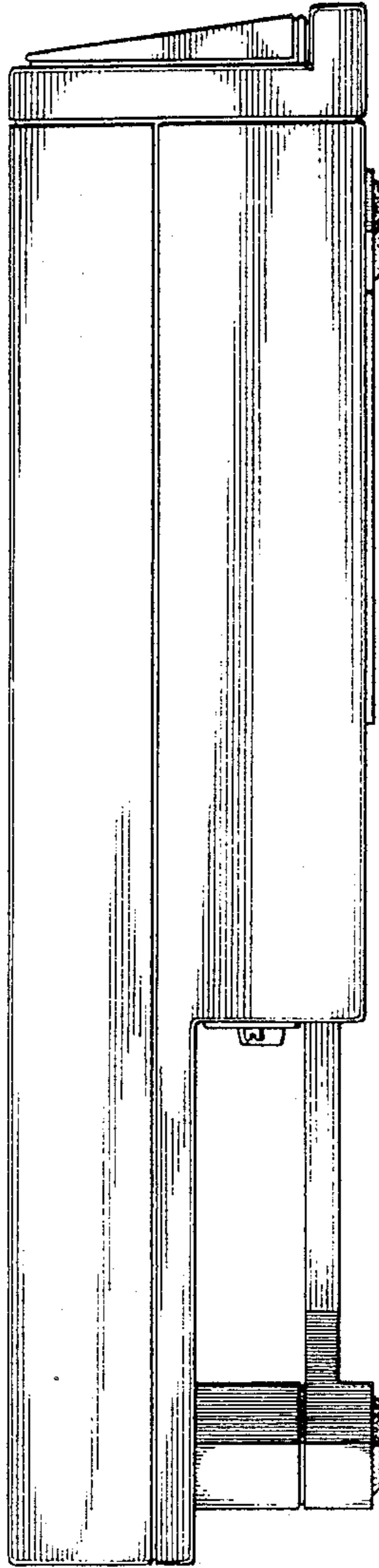




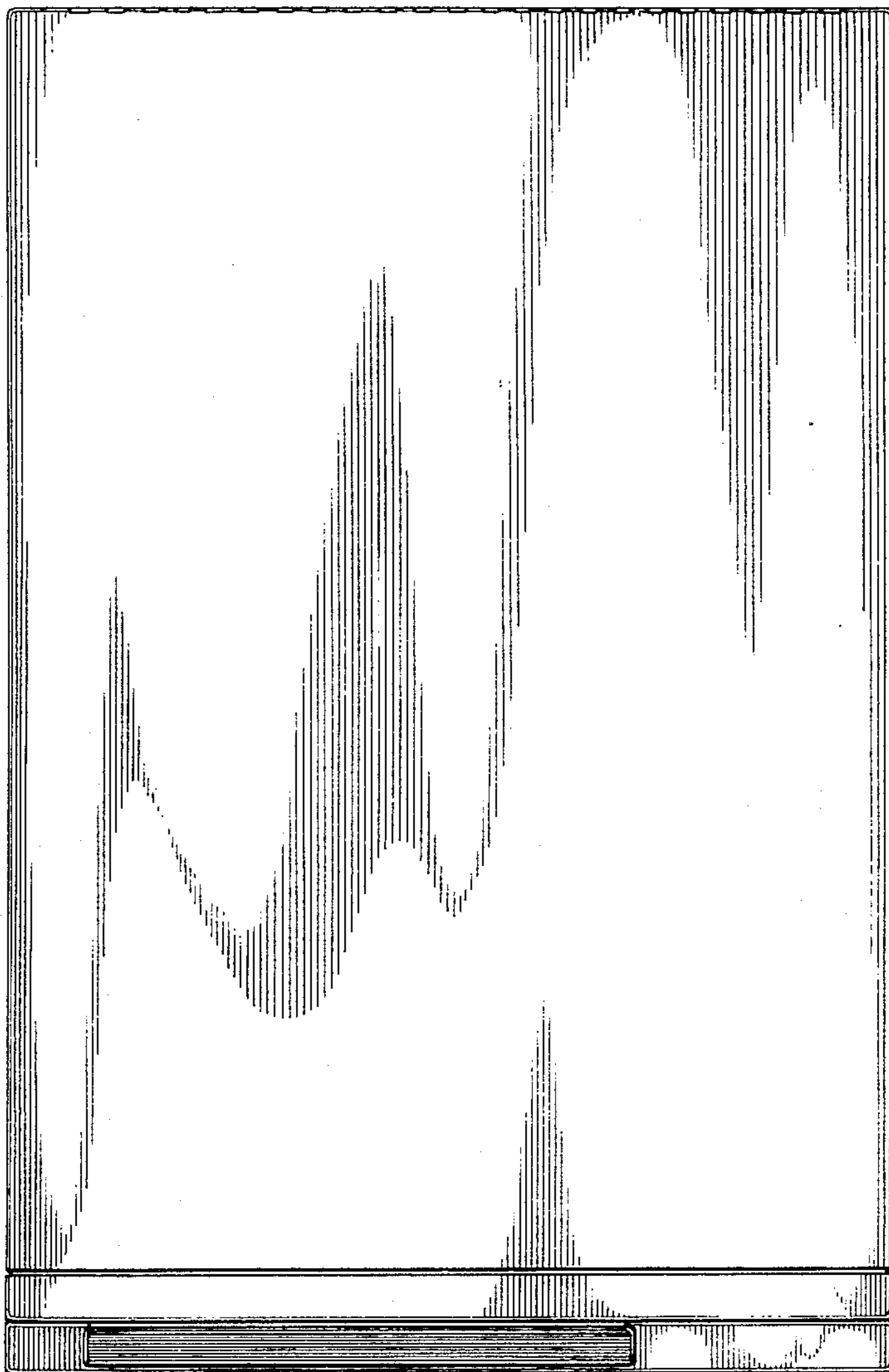
**FIG. 1**




**FIG 2**



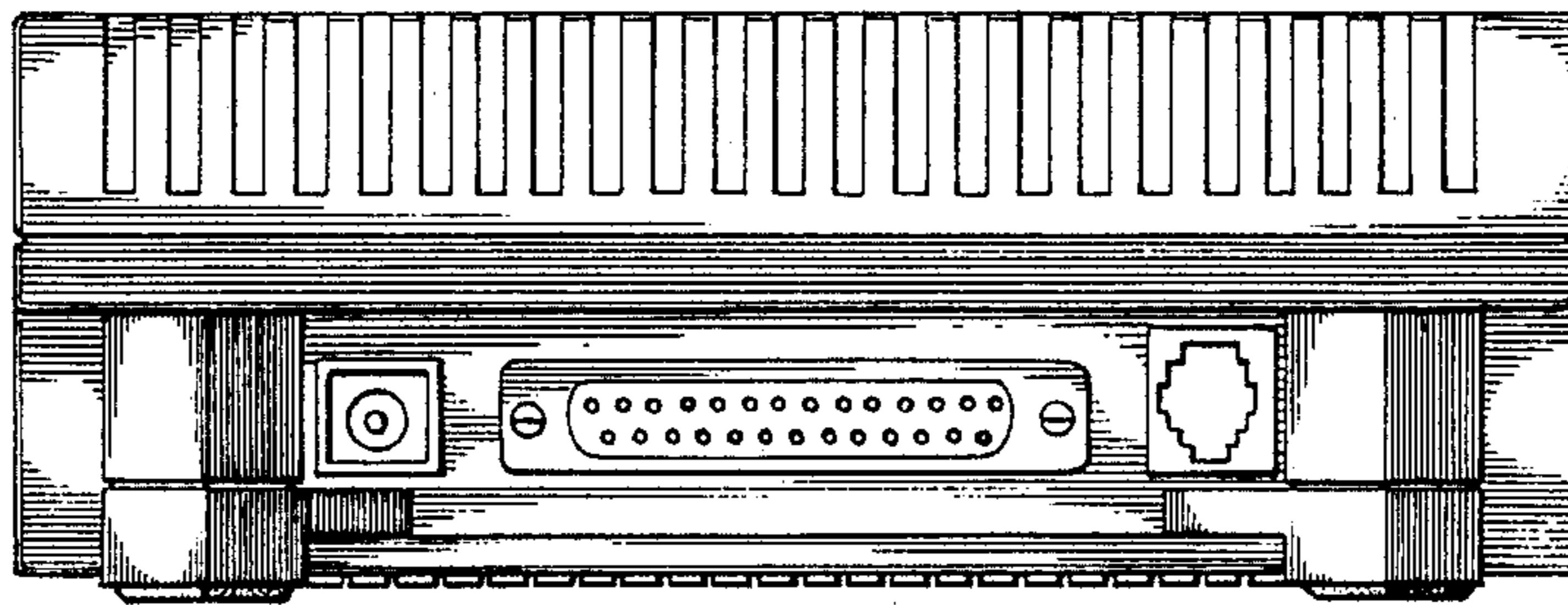
**FIG 3**



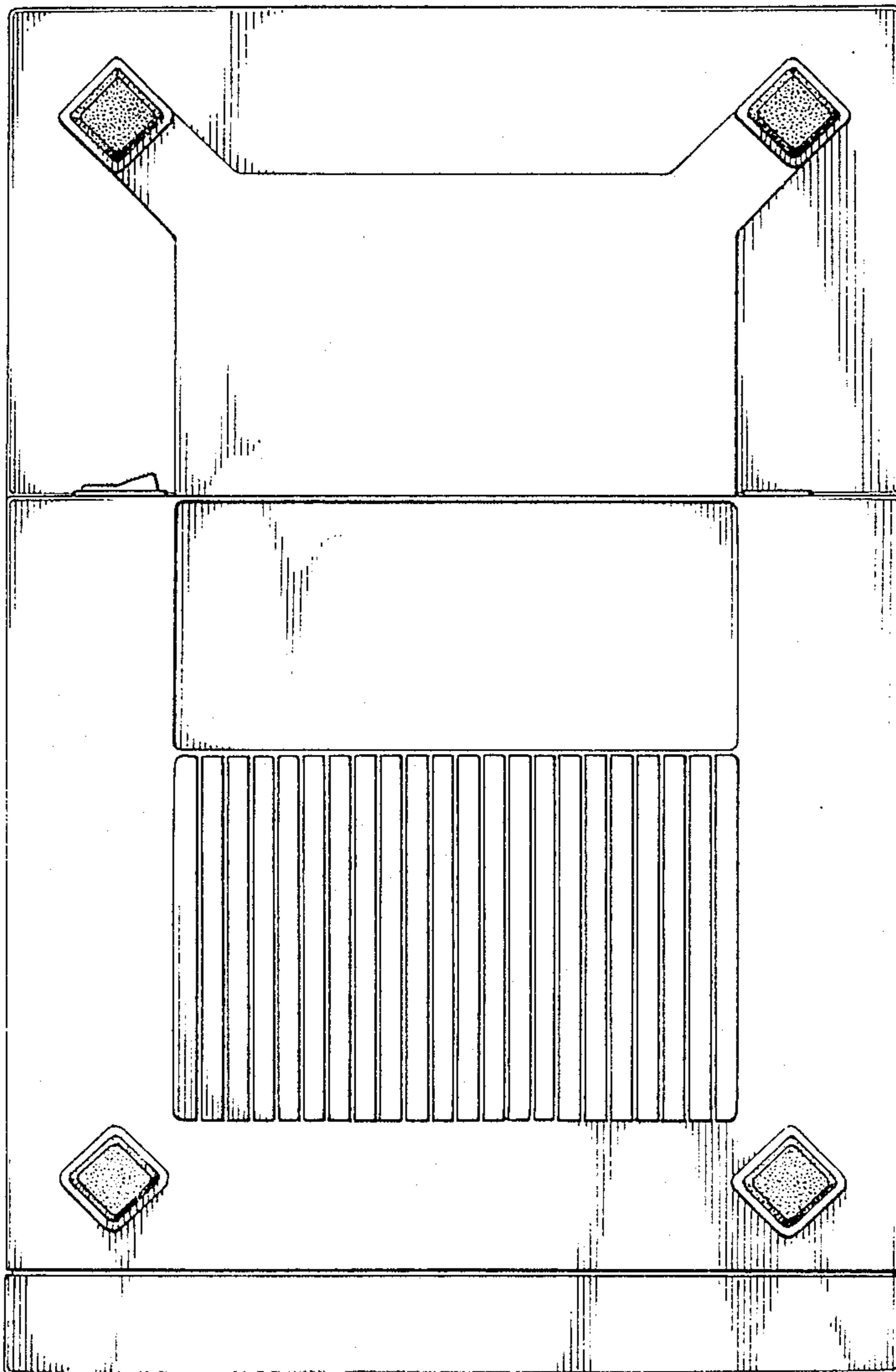
**FIG 4**



**FIG 5**



**FIG 6**



**FIG 7**