

# United States Patent [19]

Grisé et al.

[11] Patent Number: **Des. 304,895**

[45] Date of Patent: **\*\* Dec. 5, 1989**

- [54] **COMBINED KNIFE AND FORK**
- [76] Inventors: **Wink Grisé**, P.O. Box 647; **Frederick G. J. Grisé**, P.O. Box 186, both of Osterville, Mass. 02655
- [\*\*] Term: **14 Years**
- [21] Appl. No.: **876,367**
- [22] Filed: **Jun. 18, 1986**
- [52] U.S. Cl. .... **D7/148; D7/106; D7/151**
- [58] Field of Search ..... **D7/148, 149, 151, 150, D7/152, 137, 106, 395, 141; D8/98, 99, 101, 102; 30/147-149, 150, 304, 322, 340, 343, 344**

- [56] **References Cited**
- U.S. PATENT DOCUMENTS**
- D. 57,683 4/1921 Lickert ..... D7/148
- D. 282,097 1/1986 Nativo ..... D7/106 X
- 33,285 9/1861 Ames ..... 30/147

3,259,980 7/1966 Espino ..... D7/106 X

### FOREIGN PATENT DOCUMENTS

152121 10/1920 United Kingdom ..... 30/148

*Primary Examiner*—Winifred E. Herrmann  
*Attorney, Agent, or Firm*—Charles R. Fay

### [57] CLAIM

The ornamental design for a combined knife and fork, as shown and described.

### DESCRIPTION

FIG. 1 is a front elevational view of a combined knife and fork showing our new design;  
 FIG. 2 is a rear elevational view thereof;  
 FIG. 3 is an end elevational view taken from the right of FIG. 1;  
 FIG. 4 is an end elevational view taken from the left of FIG. 1;  
 FIG. 5 is a top plan view; and  
 FIG. 6 is a bottom plan view thereof.

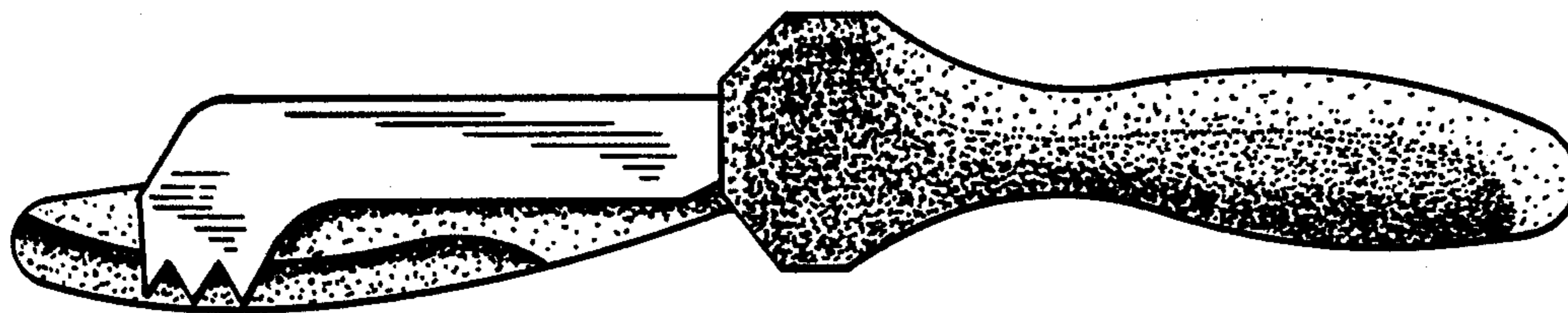


FIG. 1

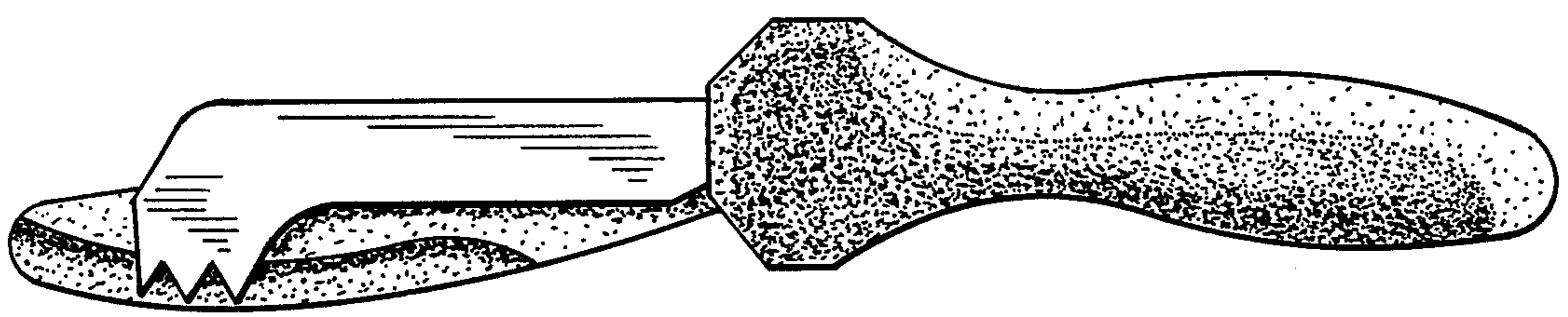


FIG. 2

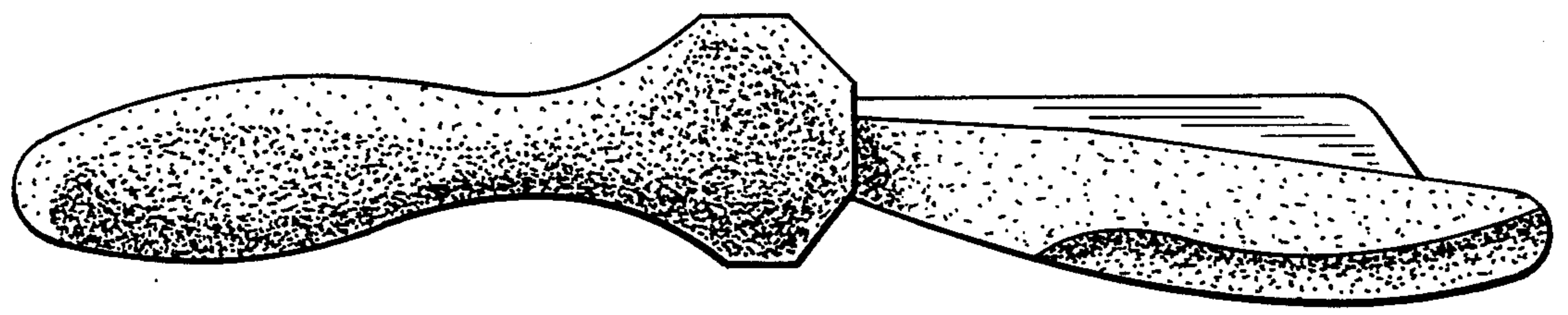


FIG. 3



FIG. 4




FIG. 5

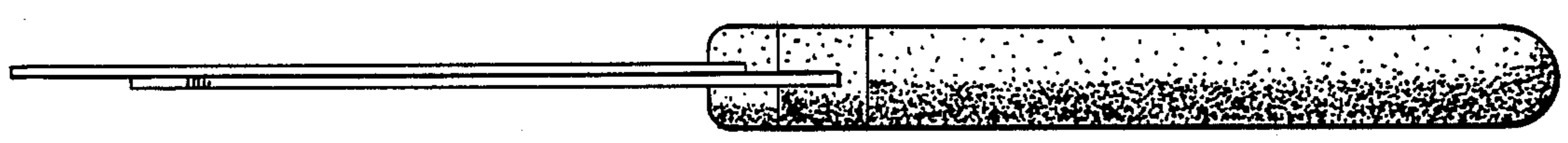


FIG. 6

