

[54] **DIVIDER**

[76] **Inventor:** Arthur R. Carlson, 401A Waverley Rd., East Malvern, 3144 Victoria, Australia

[**] **Term:** 14 Years

[21] **Appl. No.:** 897,067

[22] **Filed:** Aug. 15, 1986

[52] **U.S. Cl.** D6/509; D9/456

[58] **Field of Search** D9/456; D19/92; D34/40, D34/45, 46; D6/492, 191, 491, 509; 206/503, 504, 505, 509, 565, 391; 211/13, 50, 55, 75, 126, 132, 127, 11, 183, 184; 220/22

[56] **References Cited**

U.S. PATENT DOCUMENTS

D. 209,800	1/1968	Brooks	D6/509
D. 234,564	3/1975	Moore	D6/509
D. 237,841	11/1975	Di Boitolo	D34/46
D. 240,900	8/1976	Rogers et al.	D9/456

D. 269,017	5/1983	Martin	D19/92
D. 282,966	3/1986	Brown	D34/40
D. 292,138	9/1987	Gatlin, Jr.	D34/45
3,497,081	2/1970	Field	211/184
4,190,167	2/1980	Wells et al.	211/184
4,618,063	10/1986	Mendenhall	211/184

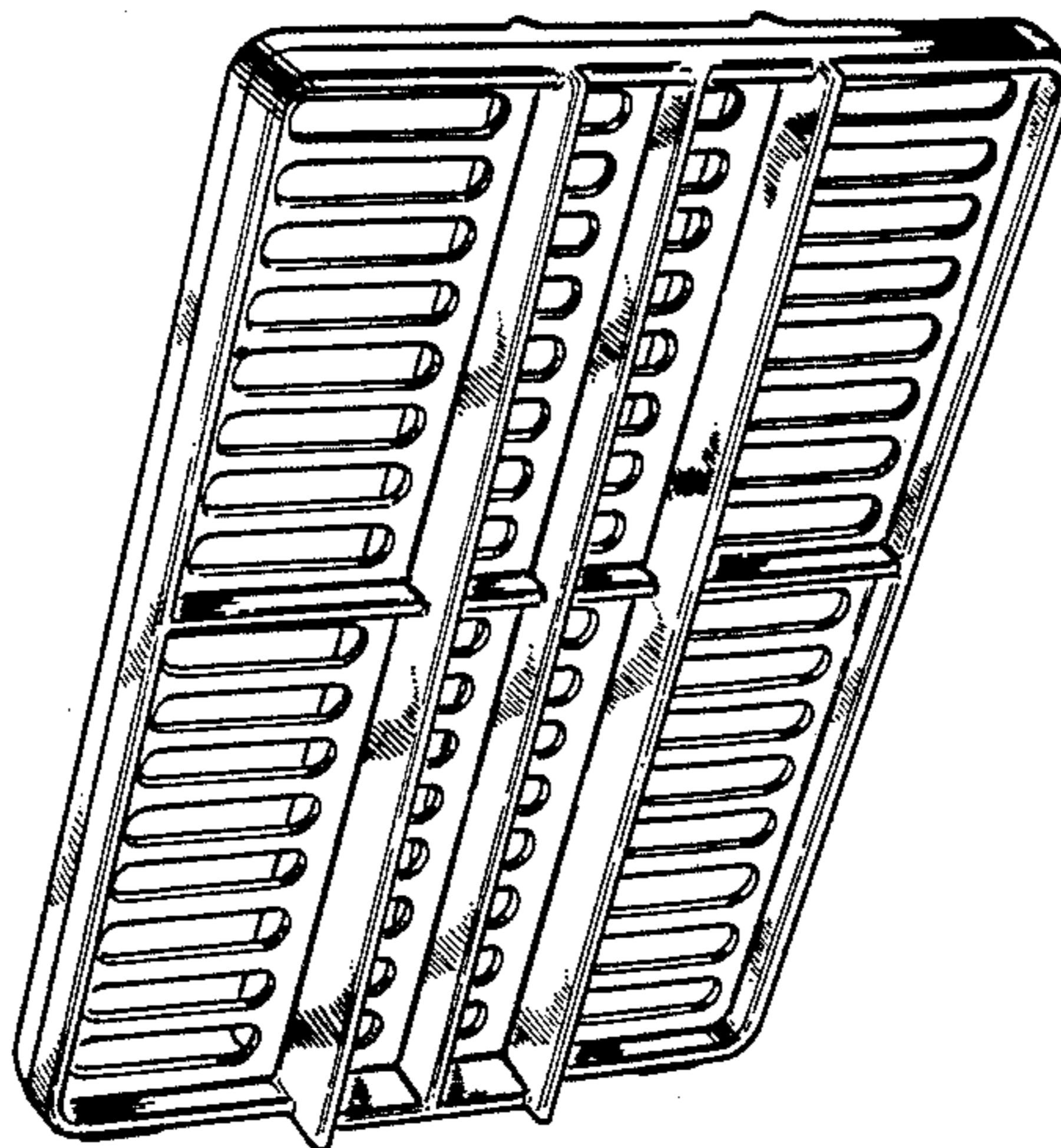
Primary Examiner—B. J. Bullock
Assistant Examiner—Dominic Simone
Attorney, Agent, or Firm—Richard Bushnell

[57] **CLAIM**

The ornamental design for a divider, as shown.

DESCRIPTION

FIG. 1 is a perspective view of a divider showing my new design;
FIG. 2 is a front view thereof;
FIG. 3 is a top view thereof;
FIG. 4 is a side view thereof, the opposite side being identical;
FIG. 5 is a bottom view thereof;
FIG. 6 is a vertical cross-sectional view thereof.






FIG. 1.

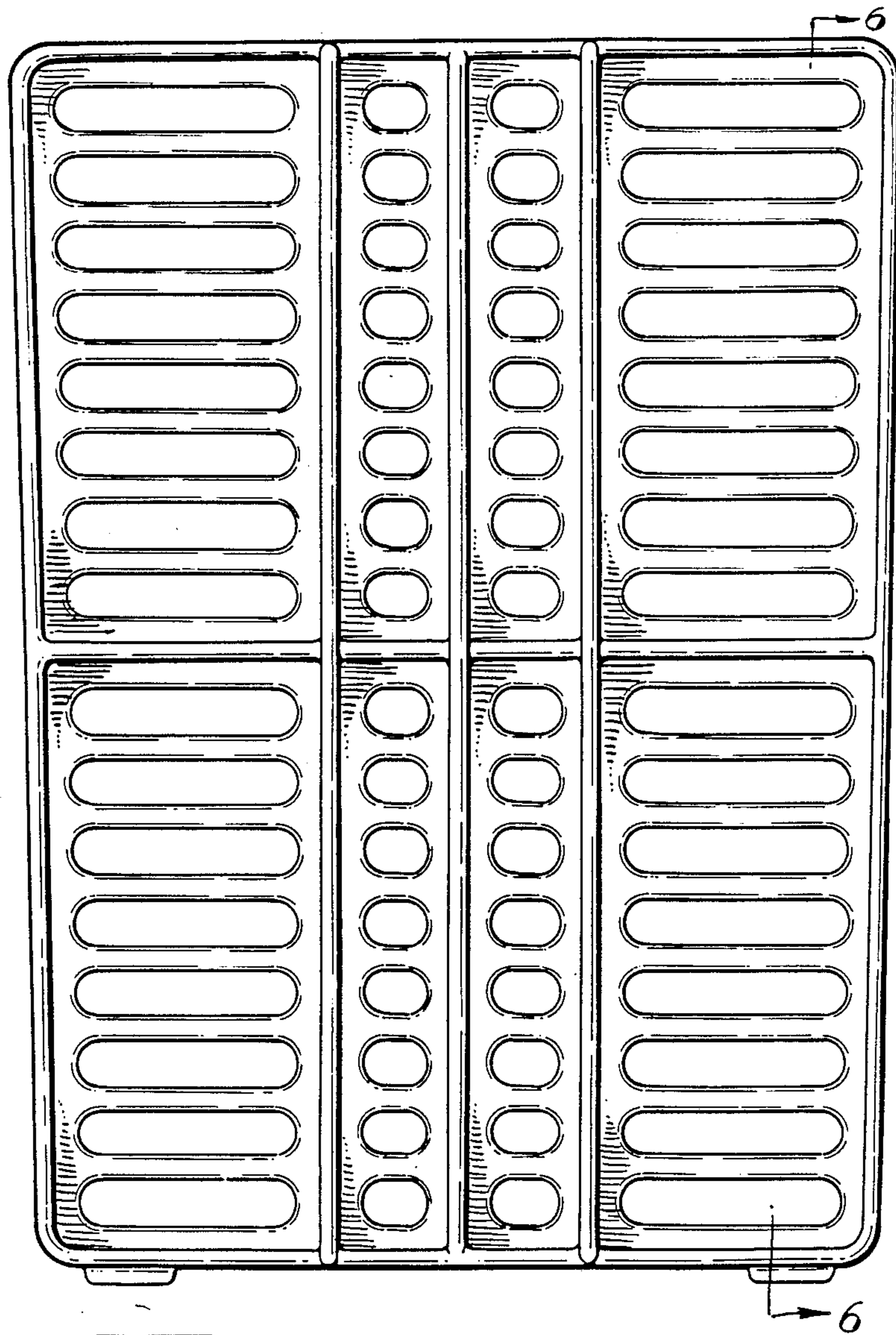


FIG. 2.

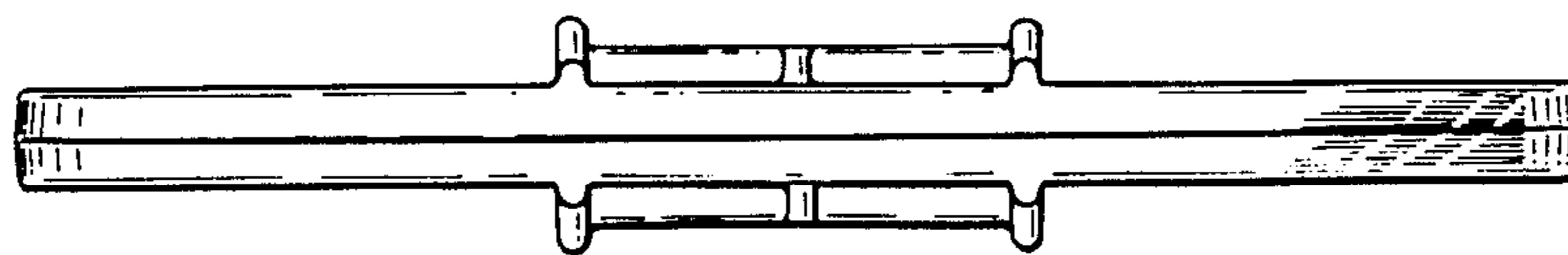


FIG. 3.




FIG. 4.



FIG. 6.




FIG. 5.