

[54] WATERTIGHT ACCESSORY CONTAINER

[76] Inventor: Björn O. H. Persson, Angantyrvägen  
27 C, S-182 64 Djursholm, Sweden

[\*\*] Term: 14 Years

[21] Appl. No.: 825,916

[22] Filed: Feb. 4, 1986

[52] U.S. Cl. .... D3/30.1; D3/100

[58] Field of Search ..... D3/30.1, 78, 100, 106;  
206/269, 811; 224/163, 252, 253, 269

[56] References Cited

U.S. PATENT DOCUMENTS

D. 243,975	4/1977	Persson .....	D3/78
613,575	11/1898	Kellerman .....	206/269
2,006,773	7/1935	Moore et al. ....	206/811
4,393,974	7/1983	Levesque .....	206/811

Primary Examiner—Bruce W. Dunkins  
Assistant Examiner—Martha Thompson  
Attorney, Agent, or Firm—Young & Thompson

[57] CLAIM

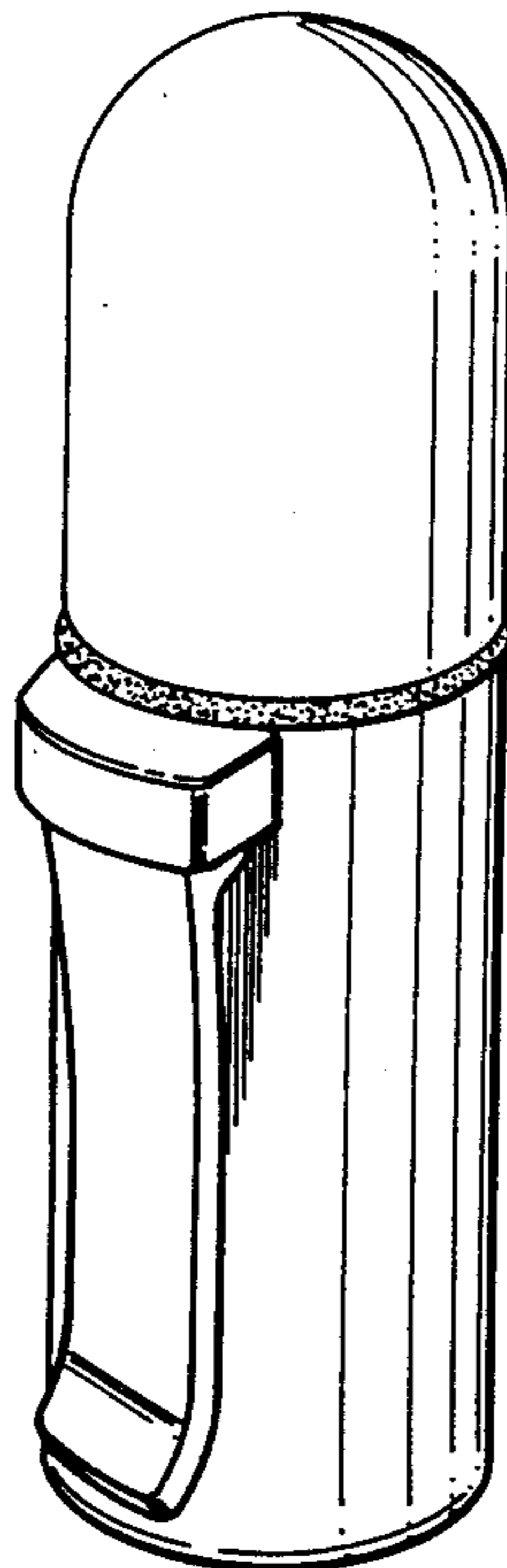
The ornamental design for a watertight accessory container, as shown and described.

DESCRIPTION

FIG. 1 is a right side perspective view of a watertight accessory container, showing my new design; FIG. 2 is a left side perspective view; and FIG. 3 is a left side elevational view, the opposite side being a mirror image thereof.

The side opposite that shown in FIG. 3 is identical thereto.

The design is characterized by the specifically configured retaining clip in combination with the particular bifurcated tube, all as best illustrated in FIGS. 1 and 2.



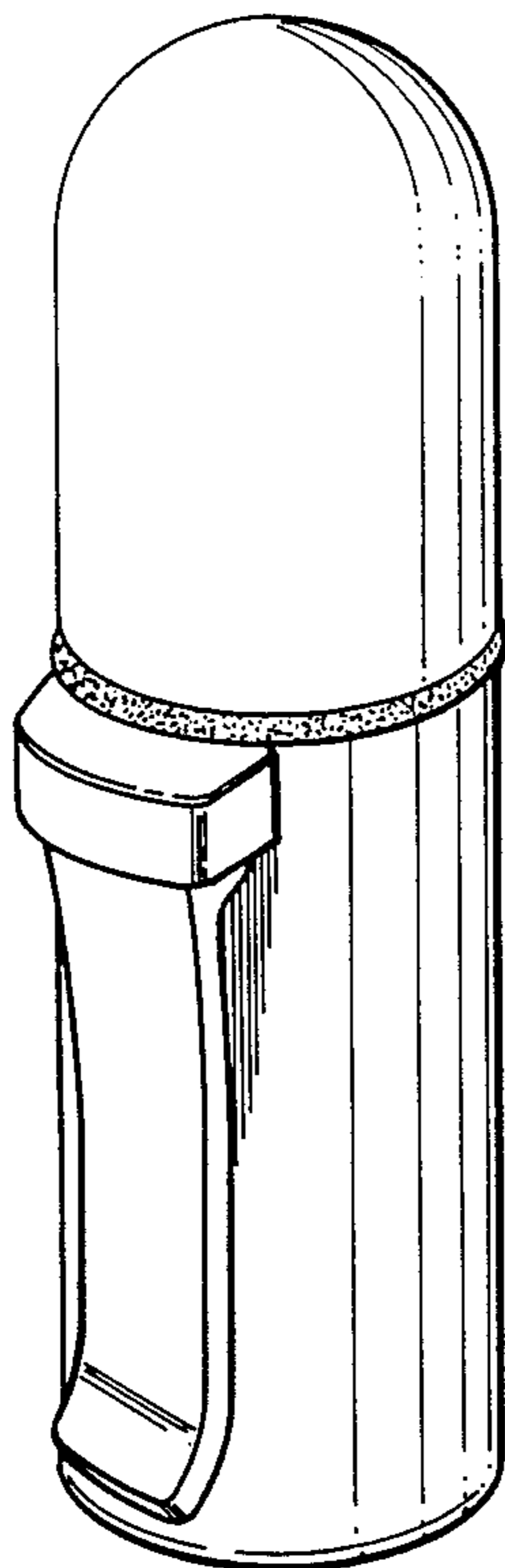


FIG. 1

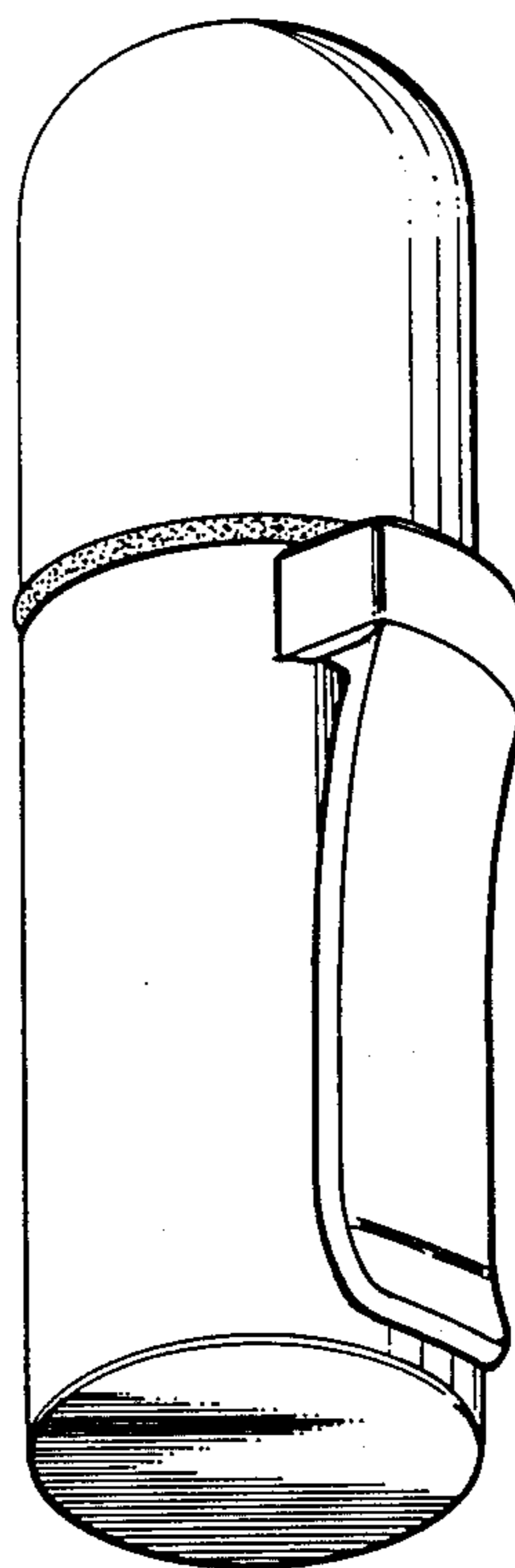


FIG. 2

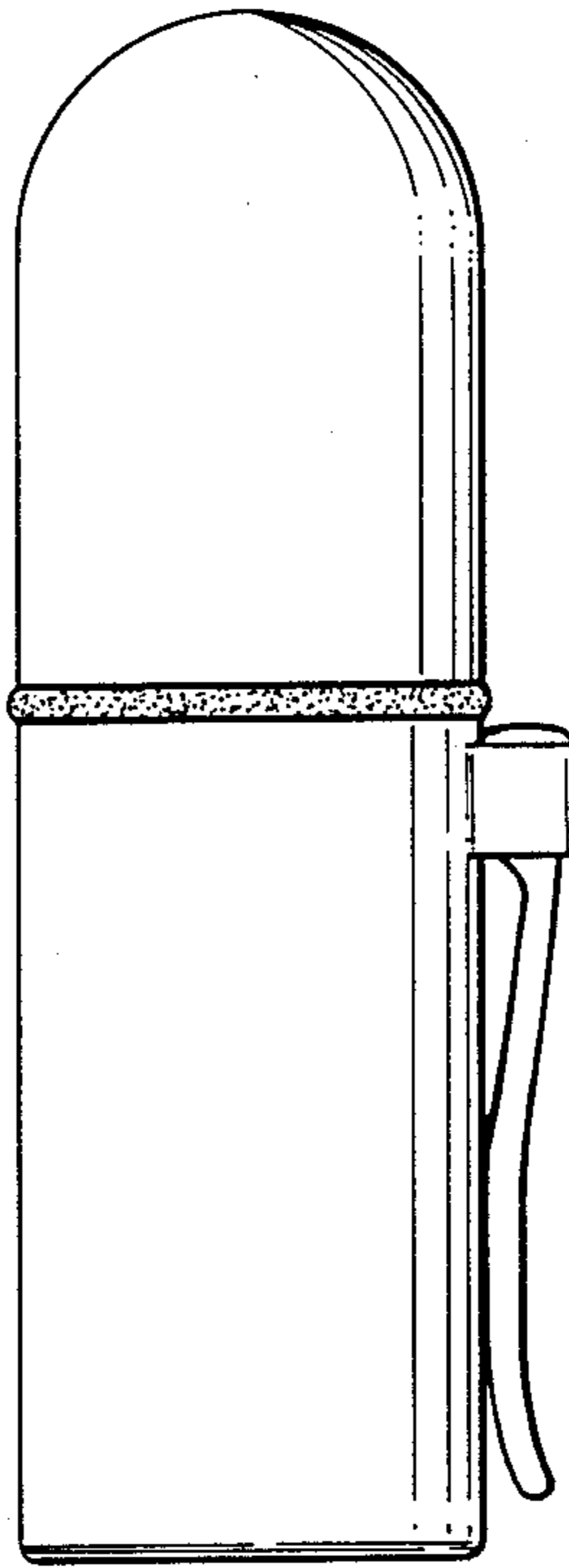


FIG. 3