

[54] **FOLDABLE FOOTPEG FOR BICYCLES**

[75] **Inventor: Robert B. Haro, Encinitas, Calif.**

[73] **Assignee: The Derby Cycle Corporation,  
Carson, Calif.**

[\*\*] **Term: 14 Years**

[21] **Appl. No.: 51,608**

[22] **Filed: May 20, 1987**

[52] **U.S. Cl. .... D12/114**

[58] **Field of Search ..... D12/114; 280/291;  
296/75; 74/564**

[56] **References Cited**

**U.S. PATENT DOCUMENTS**

D. 282,154	1/1986	Cruze et al. ....	D12/114
388,480	8/1888	Day .....	280/291
402,304	4/1889	Chapin .....	280/291
416,541	12/1889	Armstrong .....	280/291
416,696	12/1889	Warwick .....	280/291
4,591,179	5/1986	Nakamura .....	74/564

**FOREIGN PATENT DOCUMENTS**

6570 of 1898 United Kingdom ..... 280/291

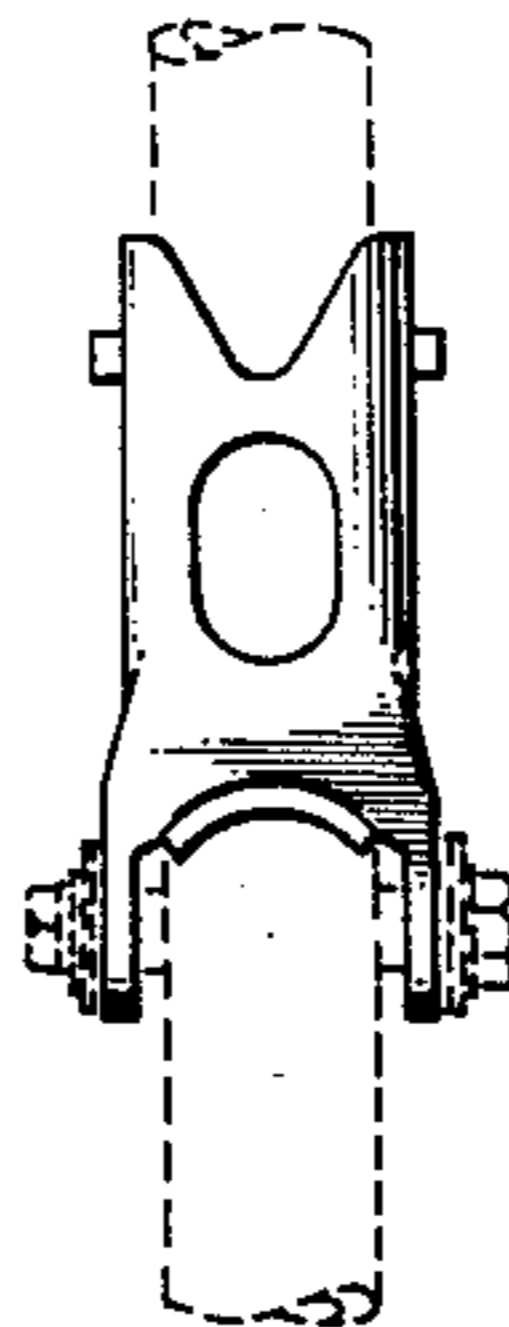
*Primary Examiner*—James M. Gandy  
*Assistant Examiner*—Melody N. Brown  
*Attorney, Agent, or Firm*—Fred Flam

[57] **CLAIM**

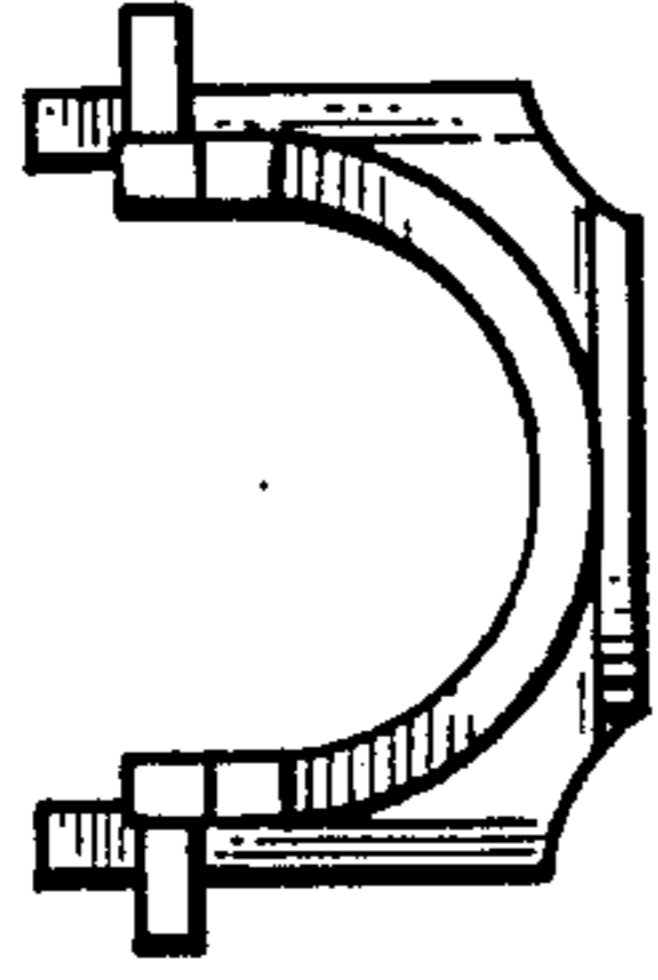
The ornamental design for a foldable footpeg for bicycles, as shown and described.

**DESCRIPTION**

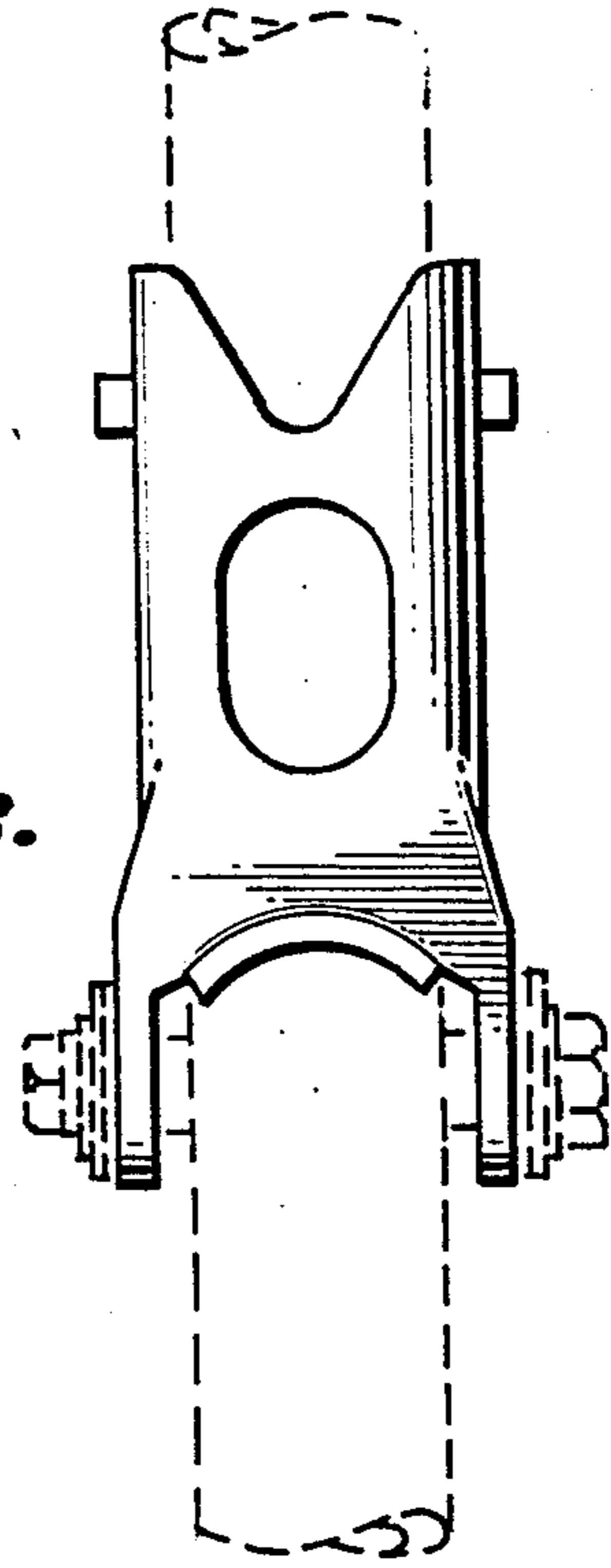
FIG. 1 is a top plan view of a foldable footpeg for bicycles showing my new design;  
FIG. 2 is a left side elevational view thereof, the right side being a mirror thereof;  
FIG. 3 is a front elevational view thereof;  
FIG. 4 is a bottom plan view thereof; and  
FIG. 5 is a rear elevational view thereof.  
The broken line showing of a bicycle yoke in FIGS. 2 and 3 together with fastening means in FIG. 3 is for illustrative purposes and forms no part of the claimed design.




*Fig. 1.*



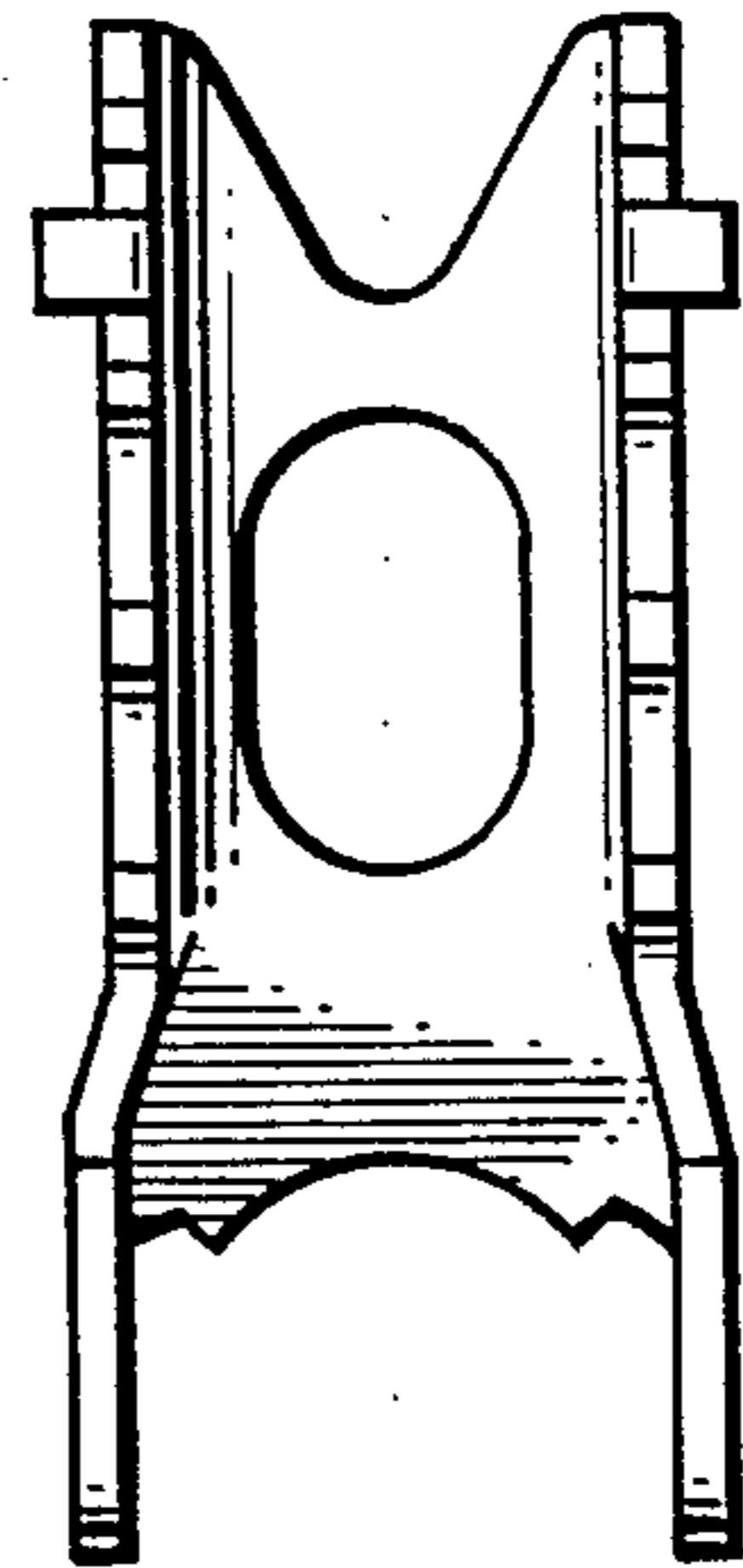
*Fig. 3.*



*Fig. 2.*



*Fig. 5.*



*Fig. 4.*

