

[54] DISPLAY BUTTON

[76] Inventor: Robert J. De brey, 4502 Browndale Ave., Edina, Minn. 55424

[**] Term: 14 Years

[21] Appl. No.: 937,669

[22] Filed: Dec. 3, 1986

[52] U.S. Cl. D11/227; D11/76; D11/96

[58] Field of Search D11/2, 40-43, D11/53, 75, 76, 79-81, 84, 86-88, 95, 96, 101, 222, 223, 227, 228; 63/1.1, 2, 23, 18-21

[56] References Cited

U.S. PATENT DOCUMENTS

- D. 178,017 6/1956 Savino D11/101
- D. 253,583 12/1979 Millican D11/101

- D. 253,755 12/1979 Minassian D11/81
- 1,479,794 1/1924 Emerson D11/48 X

Primary Examiner—Louis S. Zarfes
Attorney, Agent, or Firm—Ladas & Parry

[57] CLAIM

The ornamental design for a display button, as shown and described.

DESCRIPTION

FIG. 1 is a left side elevational view of a display button, the figure showing my new design;
 FIG. 2 is a front elevational view, the concentric shading indicating an iridescent surface;
 FIG. 3 is a right side elevational view;
 FIG. 4 is a bottom plan view;
 FIG. 5 is a rear elevational view; and
 FIG. 6 is a photograph of my new design, showing how the light plays off the iridescent surface thereof.

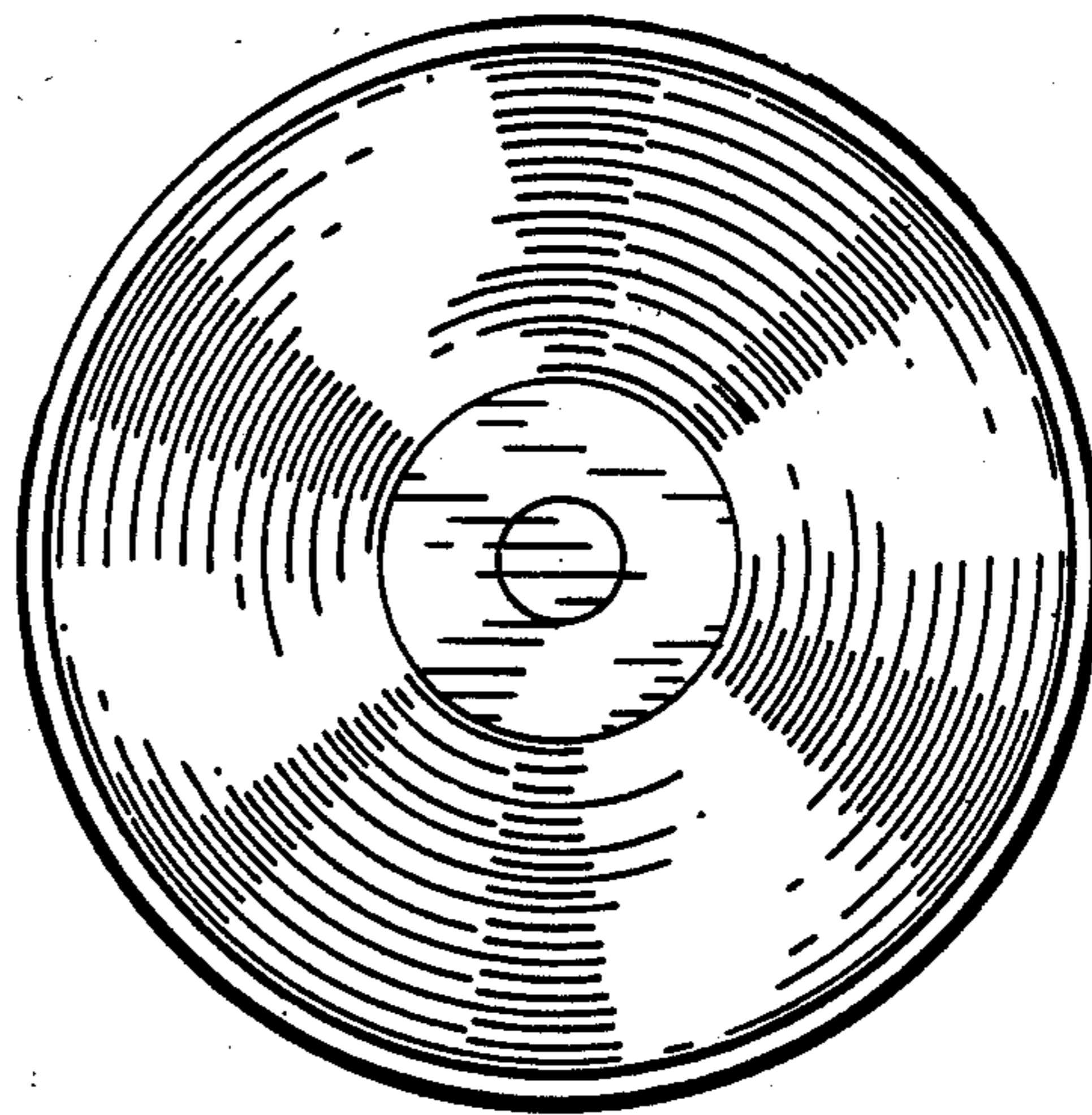


FIG. 1



FIG. 2

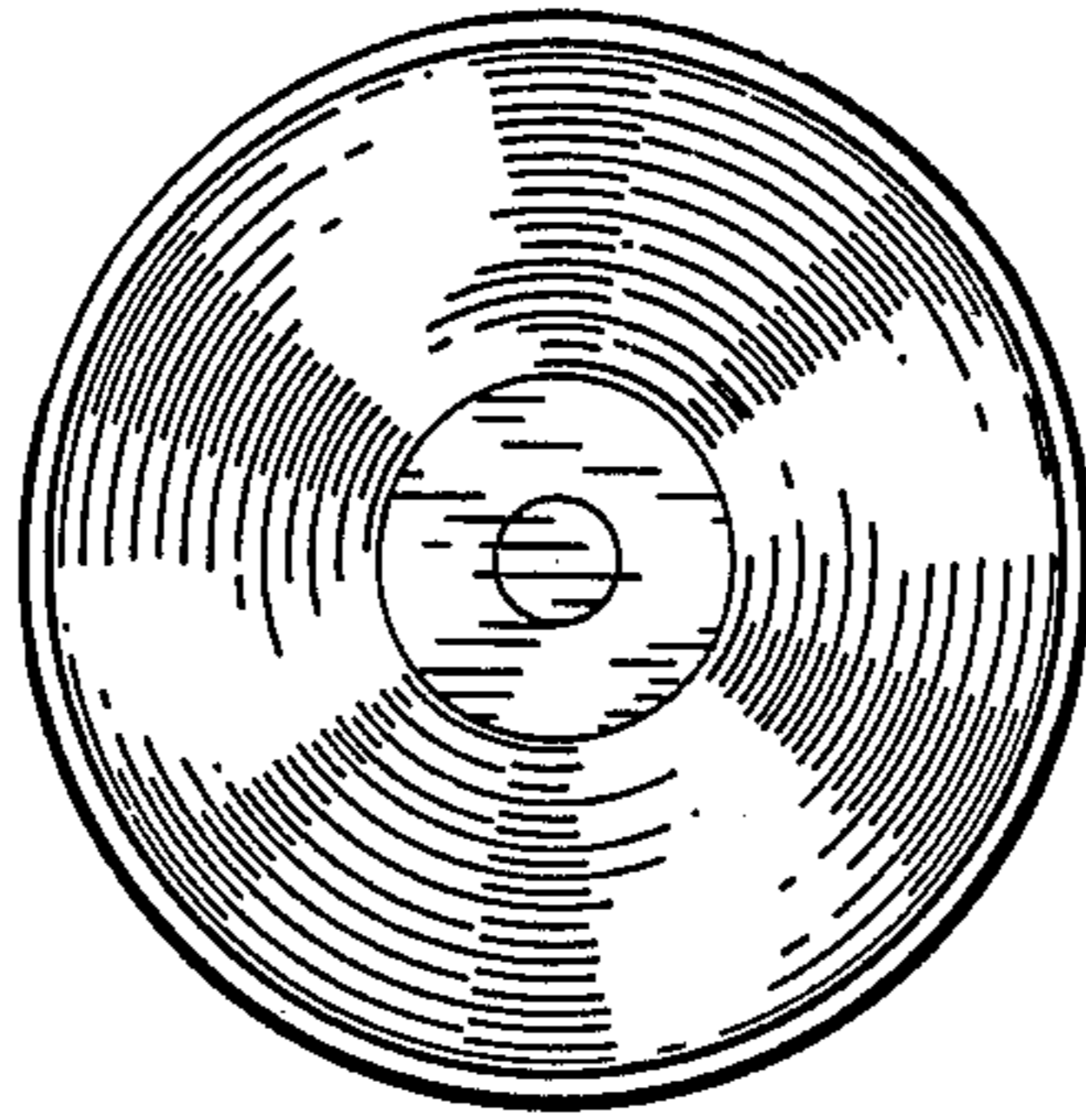


FIG. 3




FIG. 4

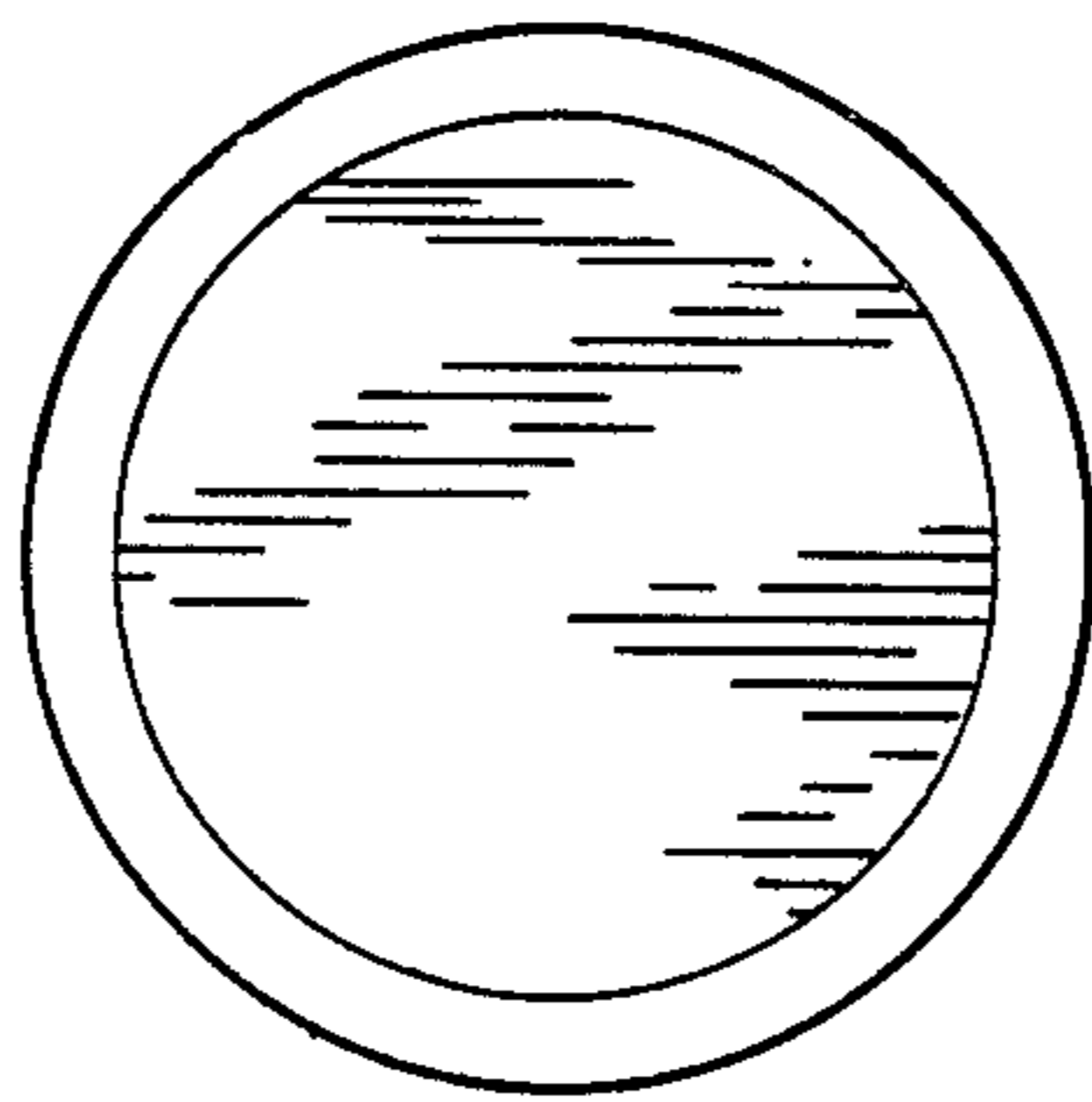


FIG. 5