

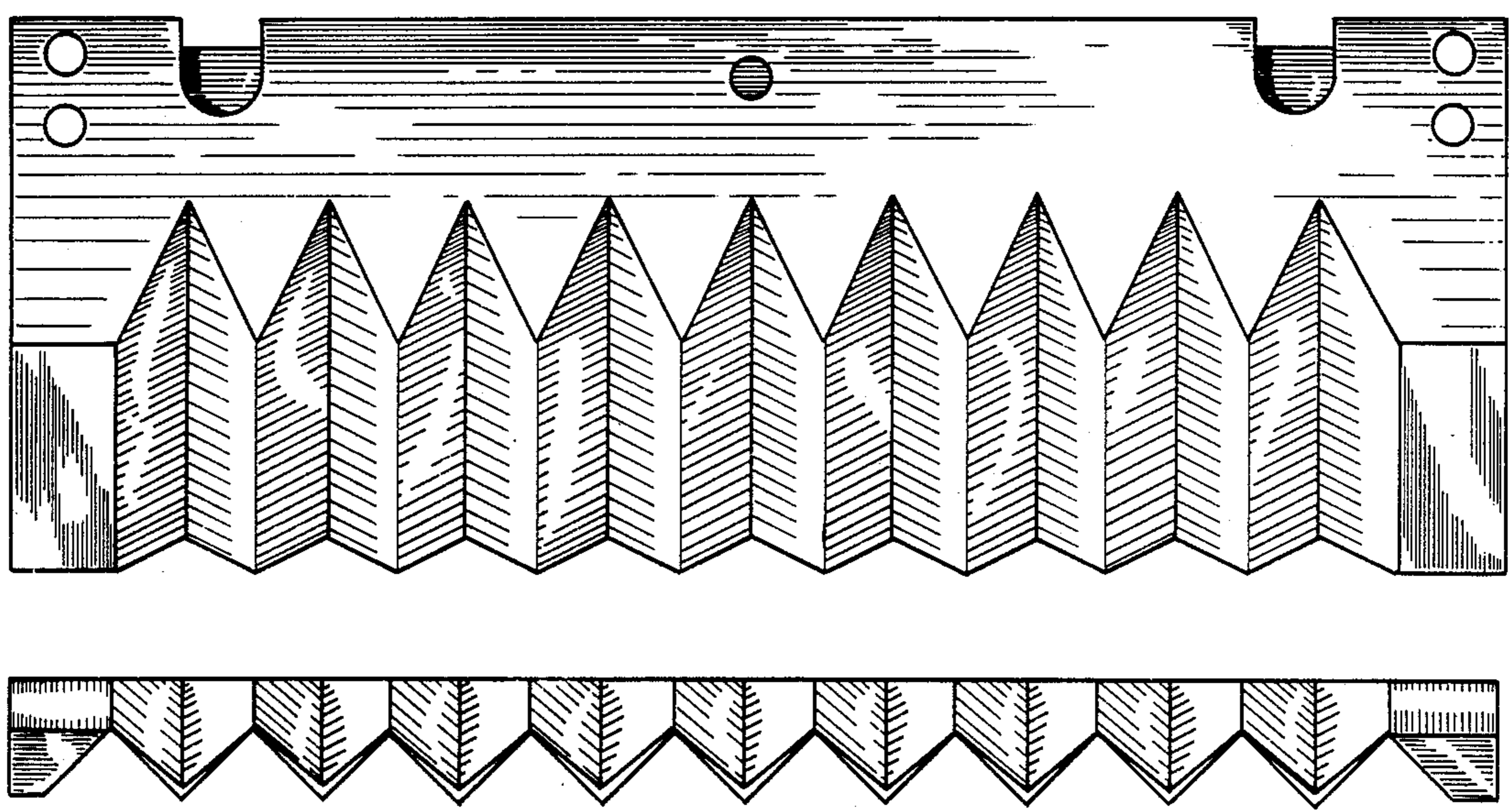
[54] **ZIG ZAG FRENCH FRY SLAB CUTTER KNIFE**
[76] **Inventor: George A. Mendenhall, 4252 S. Eagleson Rd., Boise, Id. 83705**
[**] **Term: 14 Years**
[21] **Appl. No.: 60,378**
[22] **Filed: Jun. 10, 1987**
[52] **U.S. Cl. D7/106**
[58] **Field of Search D7/106; 15/236.01; 7/110, 113; 30/315, 115, 355**

[56] **References Cited**
U.S. PATENT DOCUMENTS
D. 26,282 11/1896 Sitterly D7/106
676,781 6/1901 Stimpson 30/355

1,919,006 7/1933 Bricker D7/101 X
Primary Examiner—Bernard Ansher
Assistant Examiner—Terry A. Pfeffer
Attorney, Agent, or Firm—Frank J. Dykas

[57] **CLAIM**
The ornamental design for a zig zag french fry slab cutter knife, as shown and described.

DESCRIPTION
FIG. 1 is a front elevational view of a zig zag french fry slab cutter knife showing my new design; FIG. 2 is a top plan view thereof; FIG. 3 is a rear elevational view thereof; FIG. 4 is a bottom plan view thereof; and FIG. 5 is a side elevational view thereof. The remaining side is identical to that shown in FIG. 5.



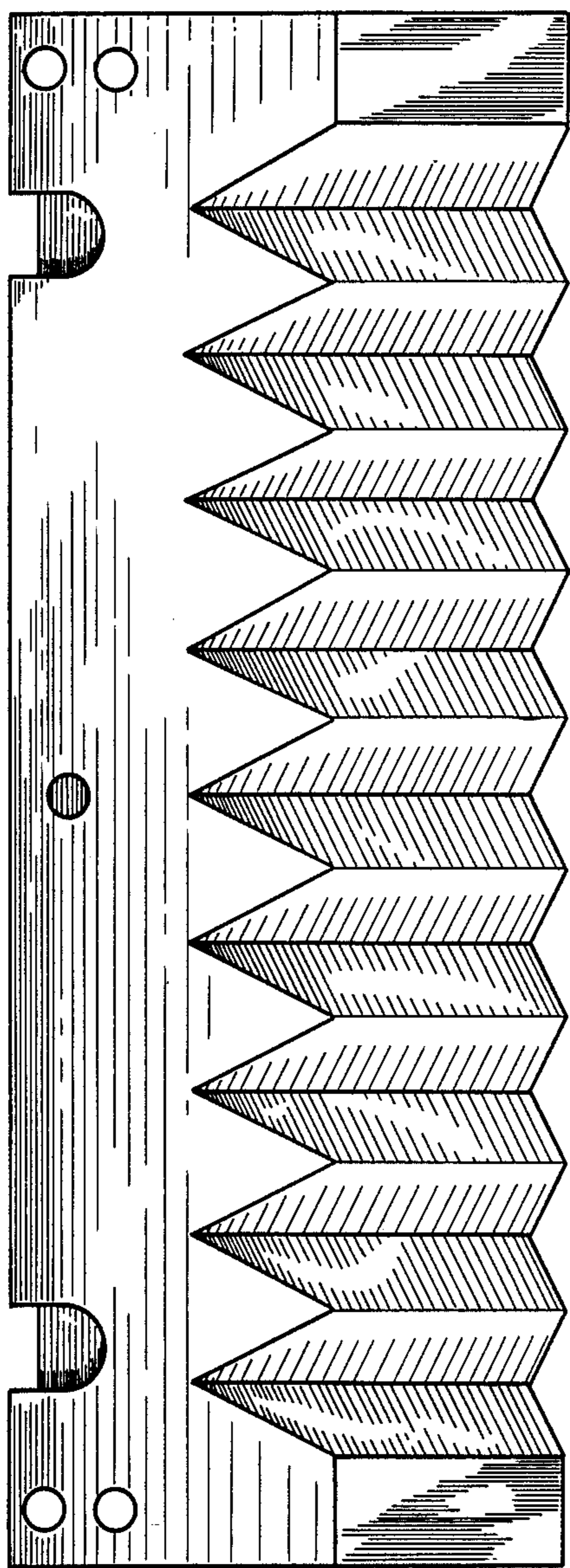


FIG. 1

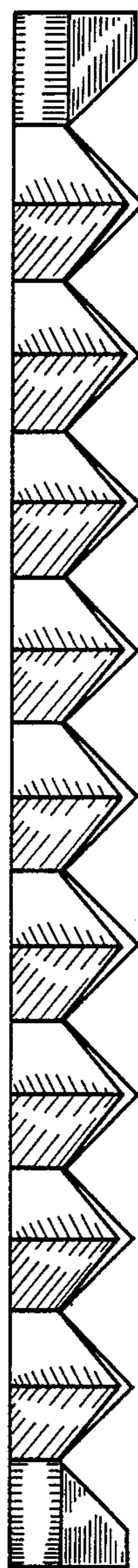


FIG. 2

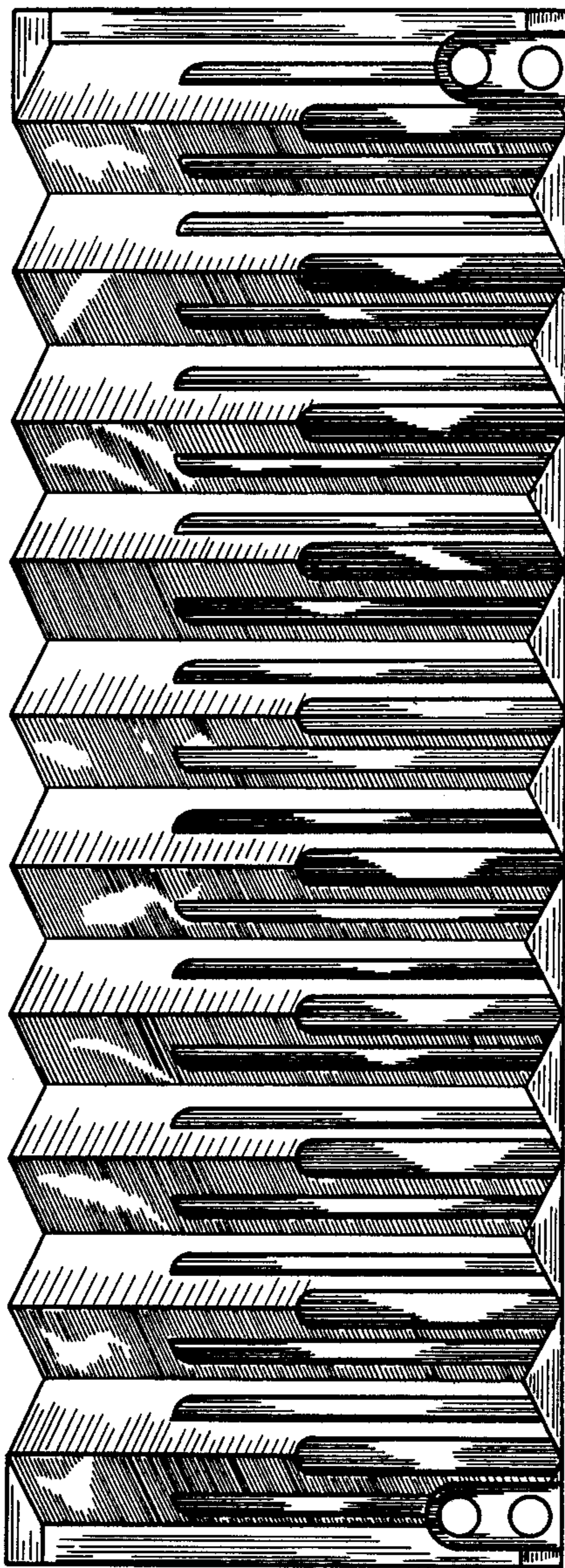


FIG. 3



FIG. 4




FIG. 5