

[54] TOOTHBRUSH

[75] Inventors: Emanuel B. Tarrson; Dane Maric, both of Chicago; Thomas P. Kelly, Palatine, all of Ill.

[73] Assignee: John O. Butler Company, Chicago, Ill.

[\*] Notice: The portion of the term of this patent subsequent to Feb. 26, 2002 has been disclaimed.

[\*\*] Term: 14 Years

[21] Appl. No.: 841,702

[22] Filed: Mar. 4, 1986

[52] U.S. Cl. .... D4/104

[58] Field of Search ..... D4/100-114, D4/127, 128, 129, 134, 135, 136; D24/10, 11; 15/106, 107, 111, 143 R, 167.1, 167.3; 132/81, 84 R, 84 A, 85

[56] References Cited

U.S. PATENT DOCUMENTS

D. 176,748	1/1956	Asturias, Jr. ....	D4/108
D. 291,505	8/1987	Tarrson et al. ....	D4/104
D 293,858	1/1988	Tarrson et al. ....	D4/104
2,599,015	6/1952	Rupert .....	132/84 R X
4,691,404	9/1987	Tarrson et al. ....	15/167.1

Primary Examiner—Susan J. Lucas  
Attorney, Agent, or Firm—Laff, Whitesel, Conte & Saret

[57] CLAIM

The ornamental design for a toothbrush, as shown and described.

DESCRIPTION

FIG. 1 is a front, exploded perspective view of a toothbrush showing my new design, the rear being identical; FIG. 2 is an exploded side elevational view thereof, the opposite side being identical; FIG. 3 is a top plan view thereof; FIG. 4 is a cross sectional view of the cap as taken along line 4—4 of FIG. 2; FIG. 5 is an enlarged view of a section of the cap as taken in circle 5 in FIG. 4; FIG. 6 is a bottom plan view of the cap; FIG. 7 is a top plan view of the brush; FIG. 8 is a cross-sectional view taken along line 8—8 in FIG. 2; FIG. 9 is a bottom plan view of the brush; FIG. 10 is a side elevational view of the assembled cap and brush, a portion of the wall of the cap being broken away for purposes of disclosure; FIG. 11 is a side elevational view of the assembled cap and brush, with the cap mounted on the handle of the brush, a portion of the wall of the cap being broken away for purposes of disclosure; FIG. 12 is a front elevational view of a brush portion of a second embodiment of my new design, the cap being omitted for convenience of illustration, it being understood that the second embodiment differs from the first only in the configuration of the bristles; FIG. 13 is a front elevational view of the brush portion of a third embodiment of my new design, the cap being omitted for convenience of illustration, it being understood that the third embodiment differs from the first embodiment only in the configuration of the bristles.






FIG. 1

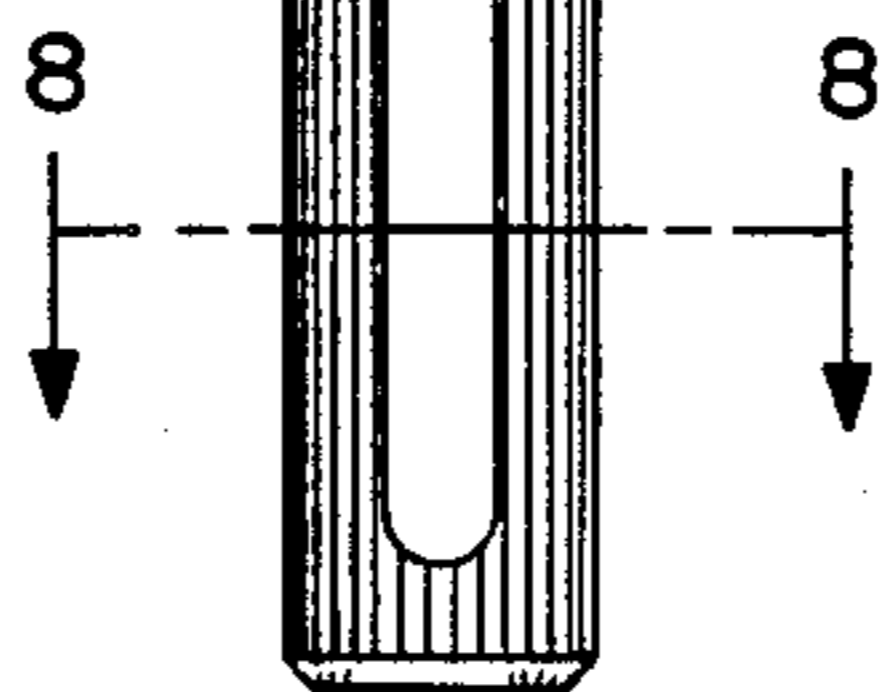
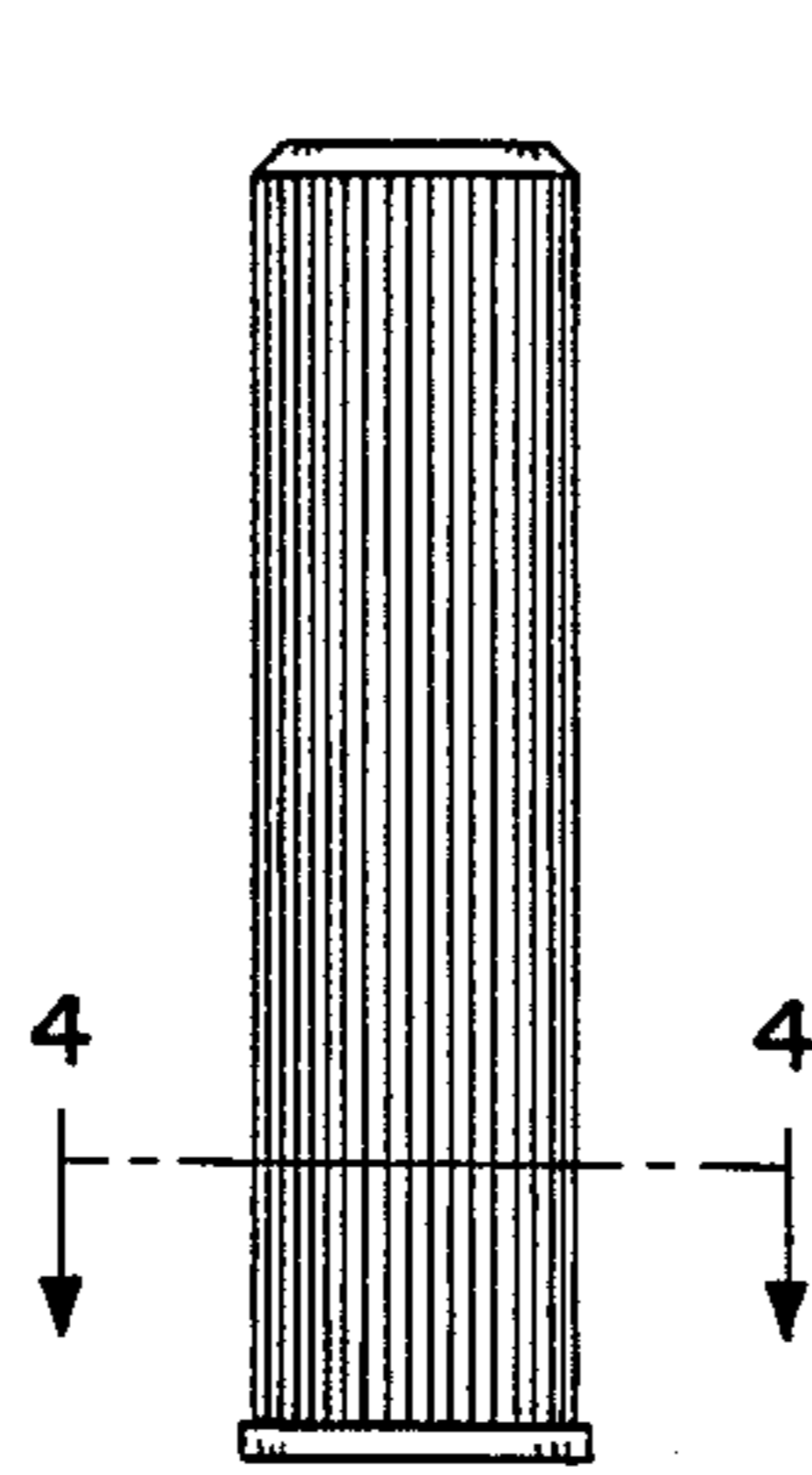
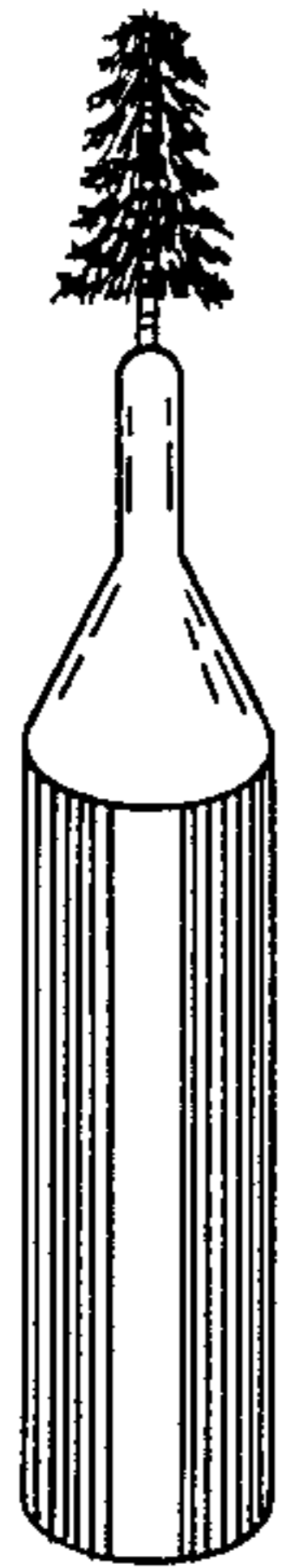


FIG. 2

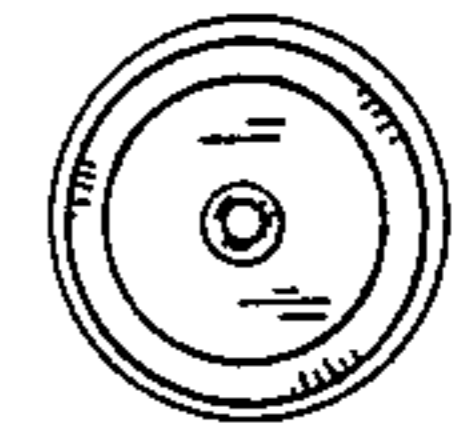


FIG. 3

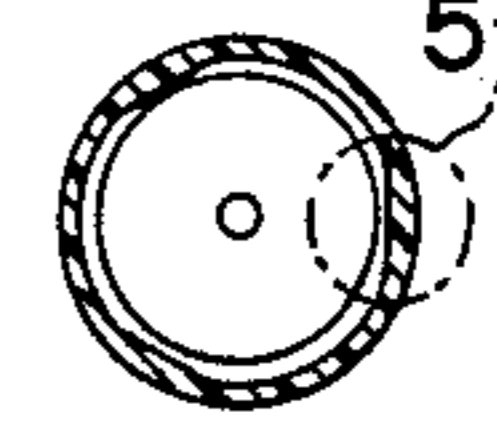


FIG. 4

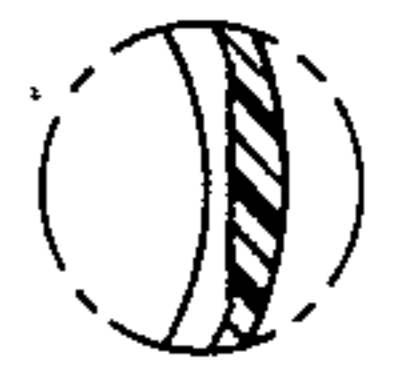


FIG. 5

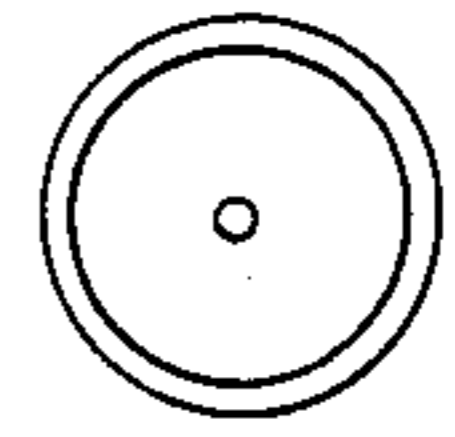


FIG. 6




FIG. 7



FIG. 8

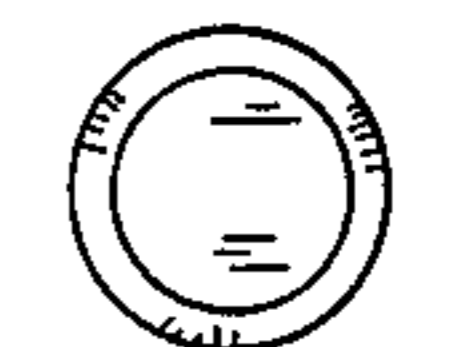


FIG. 9

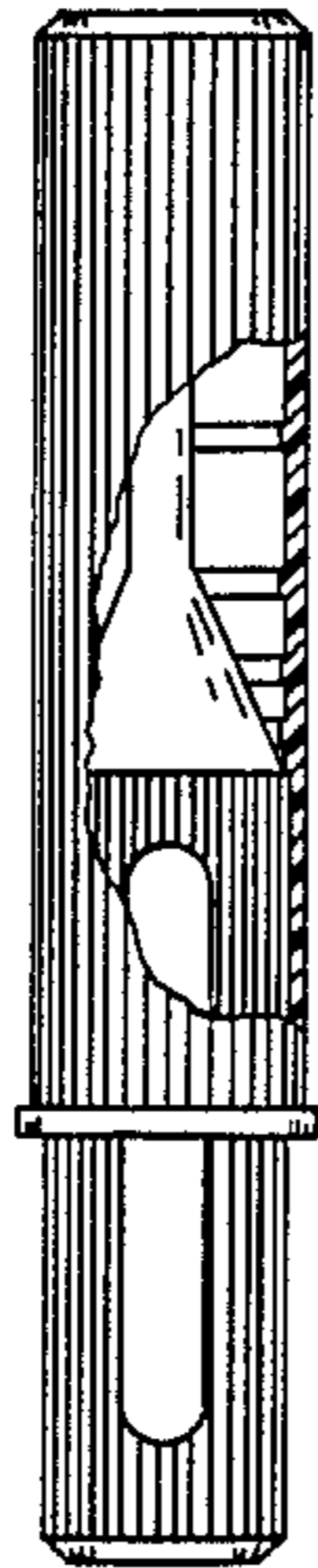


FIG. 10

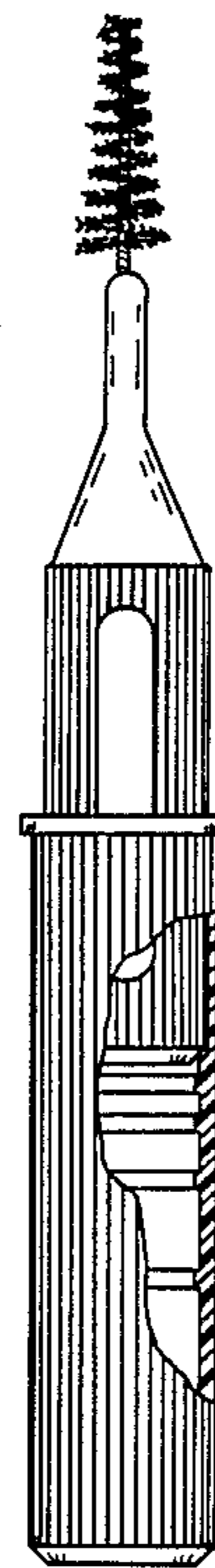


FIG. 11

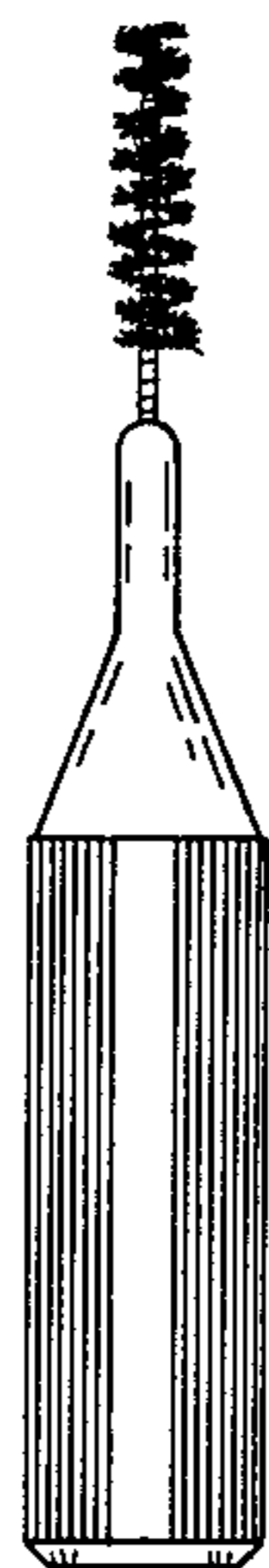


FIG. 12



FIG. 13