

[54] **PIPE**

[75] **Inventor: Yutaka Katayama, Tokyo, Japan**

[73] **Assignee: Aruman Kabushiki Kaisha, Tokyo, Japan**

[**] **Term: 14 Years**

[21] **Appl. No.: 176,811**

[22] **Filed: Mar. 29, 1988**

[52] **U.S. Cl. D27/163**

[58] **Field of Search D27/163, 164, 168, 169;
131/176, 180, 226-230, 184.1-184.3, 191,
194-199, 213-221, 222-227**

[56] **References Cited**

U.S. PATENT DOCUMENTS

D. 74,579	8/1926	Smith et al.	D27/163
D. 204,922	5/1966	Jeannin	D27/169
D. 229,520	12/1973	Lamberti	D27/163
1,292,647	1/1919	Reynolds	131/220
1,511,603	6/1923	Gaisman	131/223
1,712,998	7/1925	Ivory	131/216
1,796,589	8/1929	Buttner	131/197

FOREIGN PATENT DOCUMENTS

373467 4/1933 Fed. Rep. of Germany 131/217
533179 2/1941 United Kingdom 131/228

OTHER PUBLICATIONS

Tinder Box, 1983 Catalog, p. 24, Item B.

Primary Examiner—Susan J. Lucas

Assistant Examiner—Joel Sincavage

Attorney, Agent, or Firm—Armstrong, Nikaido,
Marmelstein, Kubovcik & Murray

[57] **CLAIM**

The ornamental design for a pipe, as shown and described.

DESCRIPTION

FIG. 1 is a top plan view of a pipe showing my new design;

FIG. 2 is a front elevational view thereof;

FIG. 3 is a left side elevational view thereof, the right side being a mirror image;

FIG. 4 is a back elevational view thereof;

FIG. 5 is a bottom plan view thereof;

FIG. 6 is a perspective view thereof.




FIG. 1

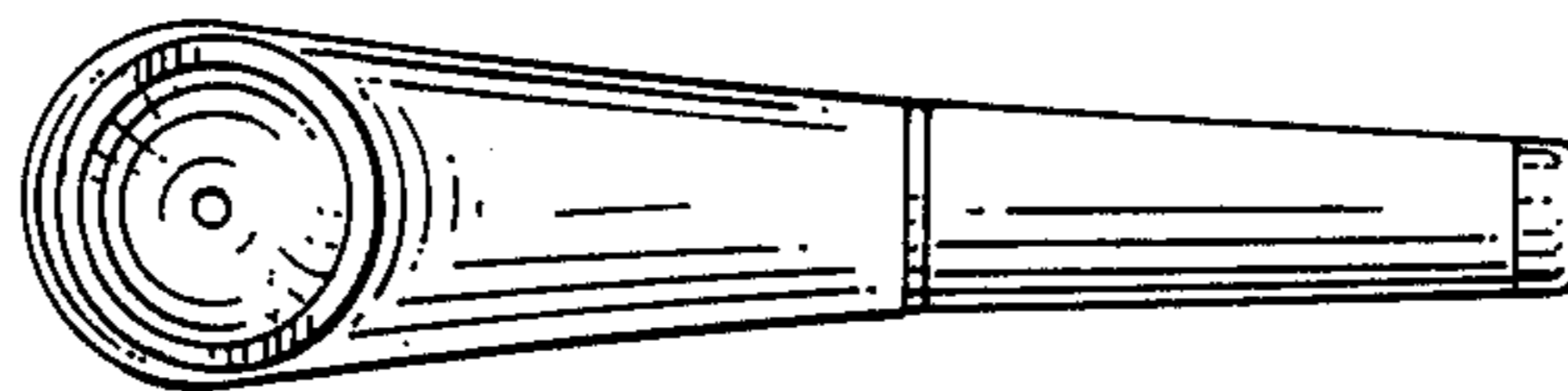


FIG. 2



FIG. 3

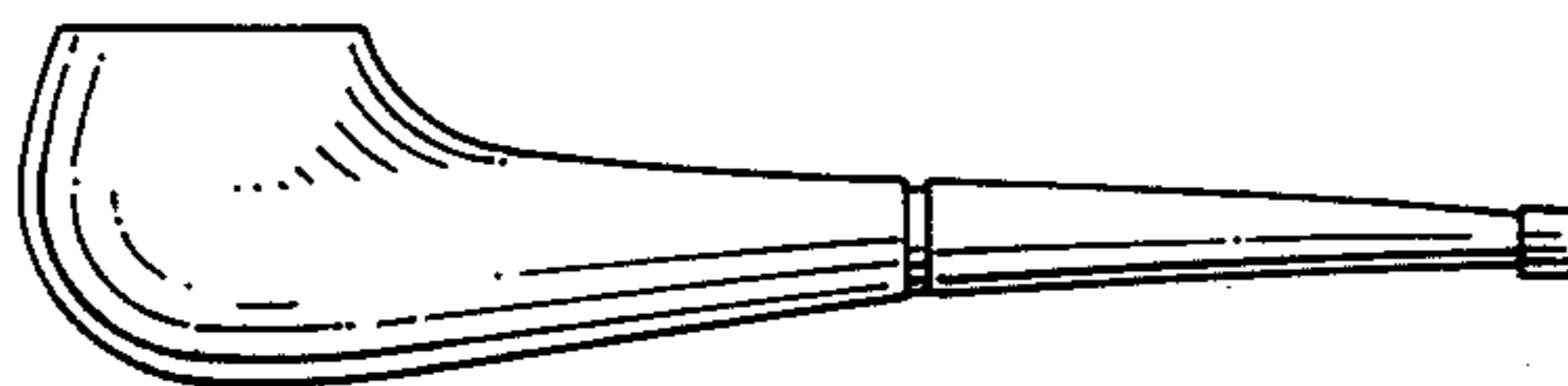


FIG. 4



FIG. 5

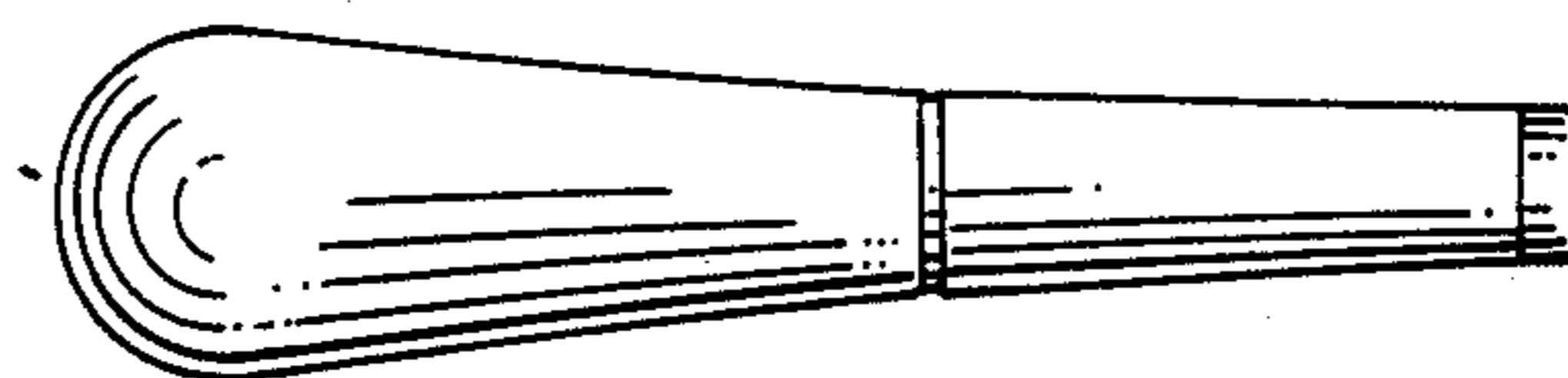


FIG. 6

