

[54] DECORATIVE REFLECTOR FOR LOW-VOLTAGE, OUTDOOR ACCENT LIGHTS

D. 166,031 2/1952 Douglas ..... D26/125  
D. 265,429 7/1982 Miles ..... D26/118  
1,902,991 3/1933 Cardon ..... D26/94 X

[75] Inventors: Robert J. De brey, 4502 Browndale Ave., Edina, Minn. 55424; Bruce W. Carlson, Minneapolis, Minn.

Primary Examiner—Susan J. Lucas  
Attorney, Agent, or Firm—Orrin M. Haugen; Thomas J. Nikolai; Frederick W. Niebuhr

[73] Assignee: Robert J. De brey, Edina, Minn.

[57] CLAIM

[\*\*] Term: 14 Years

The ornamental design for the decorative reflector for low-voltage, outdoor accent lights, as shown and described.

[21] Appl. No.: 857,610

[22] Filed: Apr. 24, 1986

[52] U.S. Cl. .... D26/118; D26/125

[58] Field of Search ..... D26/73, 94, 125, 126, D26/127, 118; 362/341, 347, 350-357, 360, 806, 808, 326; D11/131, 133

DESCRIPTION

FIG. 1 is a rear elevational view of a decorative reflector for low-voltage, outdoor accent lights showing our new design;

FIG. 2 is a top plan view thereof;

FIG. 3 is a front elevational view thereof;

FIG. 4 is a side elevational view thereof, the opposite side being a mirror image;

FIG. 5 is a top, front perspective view thereof.

The light shown in broken lines in FIG. 4 is for illustrative purposes only.

[56] References Cited

U.S. PATENT DOCUMENTS

D. 73,251 8/1927 Lugo et al. .... D26/125  
D. 78,006 3/1929 Chamberlain ..... D26/73




FIG. 1




FIG. 5




FIG. 2

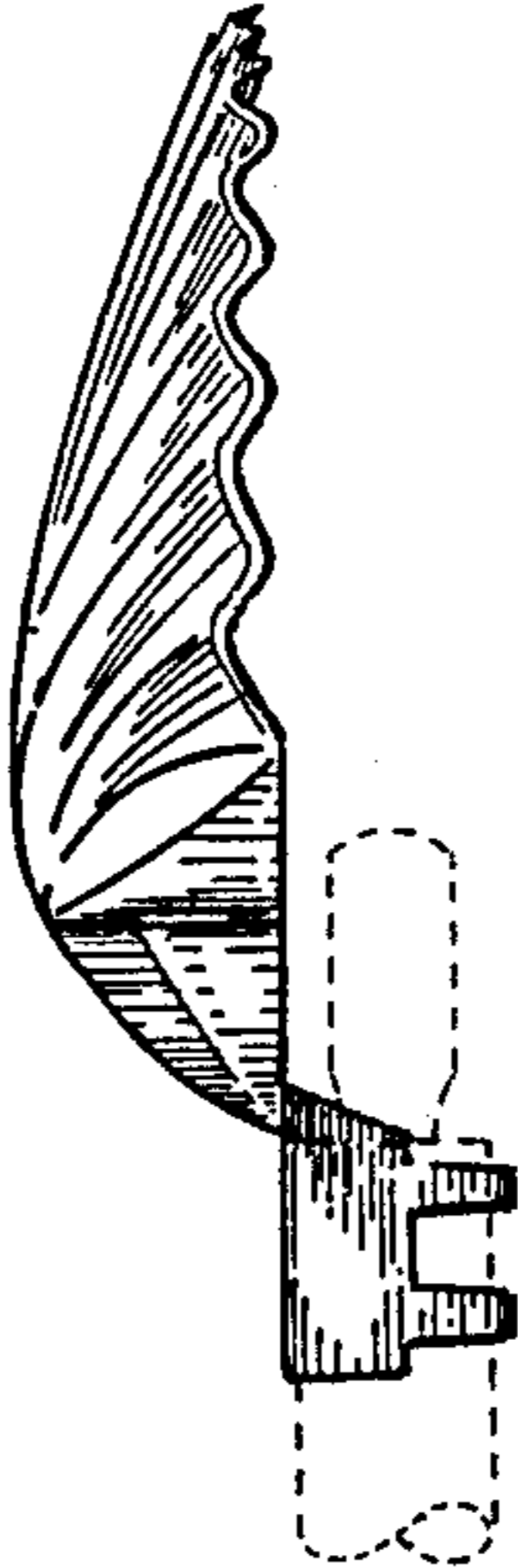




FIG. 3

FIG. 4