

[54] **STEERING ROD FOR A TOY VEHICLE**

[75] **Inventor:** Ole V. Poulsen, Vejle, Denmark

[73] **Assignee:** Interlego A.G., Switzerland

[**] **Term:** 14 Years

[21] **Appl. No.:** 127,874

[22] **Filed:** Dec. 2, 1987

[52] **U.S. Cl.** D21/141; D21/108

[58] **Field of Search** D21/59, 108, 109, 145;
446/85, 117, 119, 121, 124, 125

[56] **References Cited**

U.S. PATENT DOCUMENTS

| | | | | |
|------------|--------|-------------|-------|---------|
| D. 285,948 | 9/1986 | Mazzoleni | | D21/108 |
| D. 291,460 | 8/1987 | Mozzoleni | | D21/108 |
| 2,609,638 | 9/1952 | Lindenmeyer | | D21/108 |
| 3,528,192 | 9/1970 | Meates | | 446/124 |

OTHER PUBLICATIONS

J. C. Whitney & Co. catalog #454D, 1985, p. 227, left side of page center, Suspension Parts Item D.

Primary Examiner—Charles A. Rademaker

Assistant Examiner—Alicia A. Forrell

Attorney, Agent, or Firm—Kane, Dalsimer, Sullivan, Kurucz, Levy, Eisele and Richard

[57] **CLAIM**

The ornamental design for a steering rod for a toy vehicle, as shown and described.

DESCRIPTION

FIG. 1 is a top perspective view of the steering rod for a toy vehicle showing my new design,

FIG. 2 is a bottom perspective view thereof,

FIG. 3 is a top plan view thereof, the side opposite being identical,

FIG. 4 is a side elevational view thereof, the side opposite being identical, and

FIG. 5 is a front elevational view thereof, the side opposite being identical.

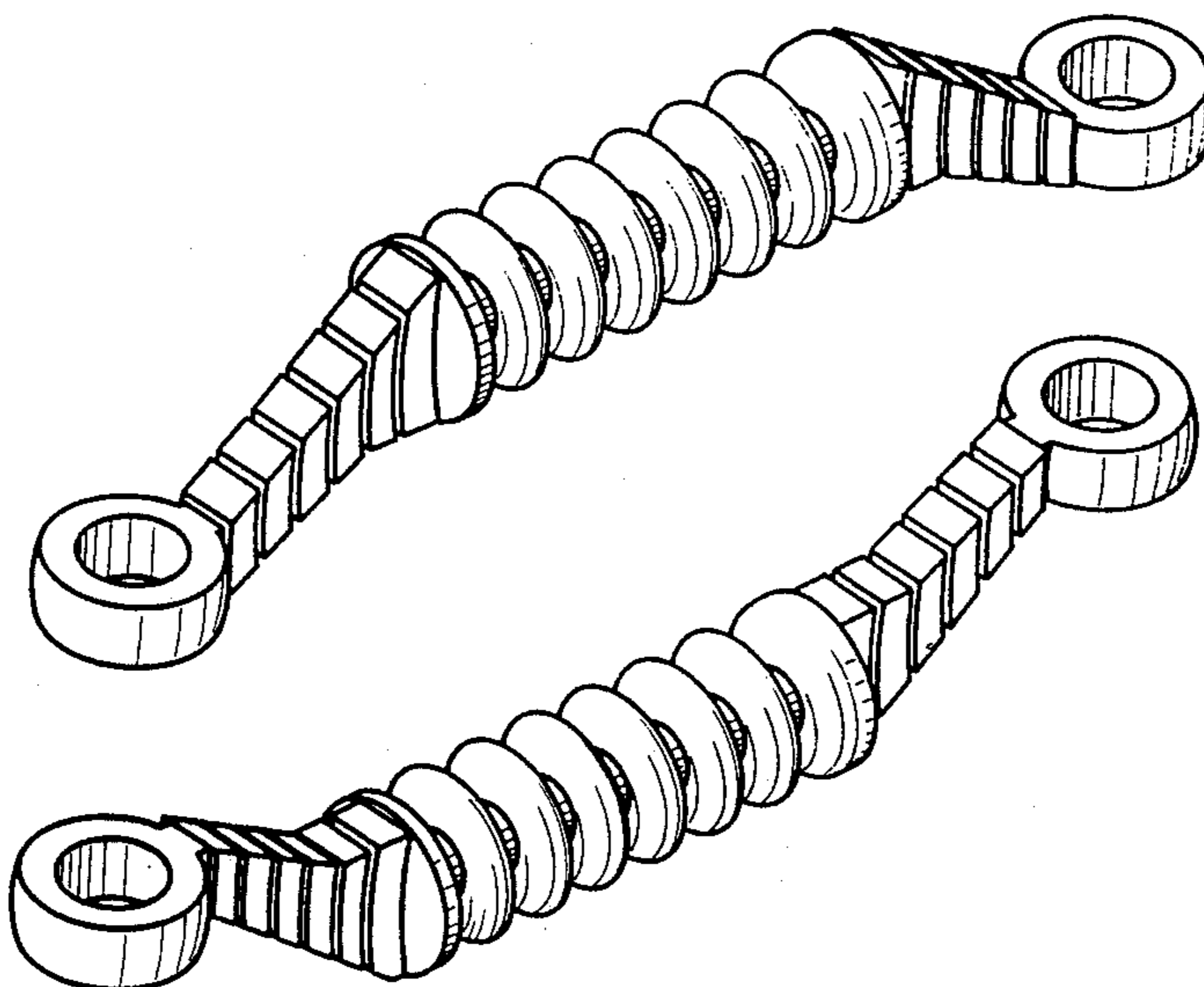


FIG.3

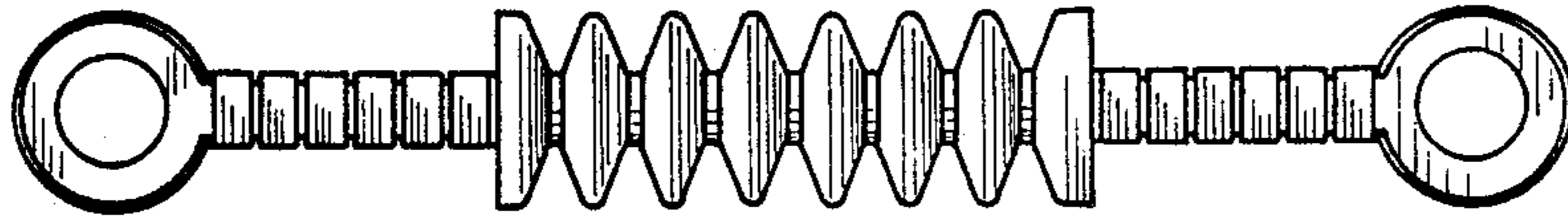


FIG.4

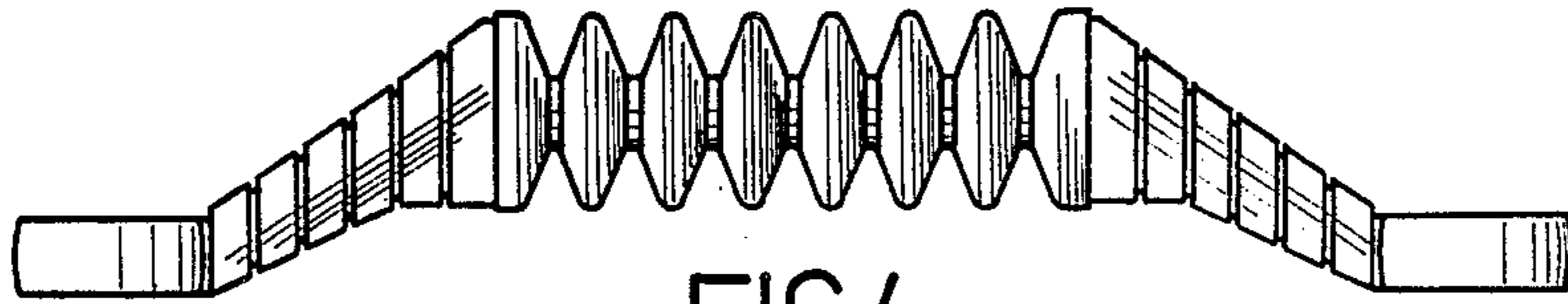


FIG.5

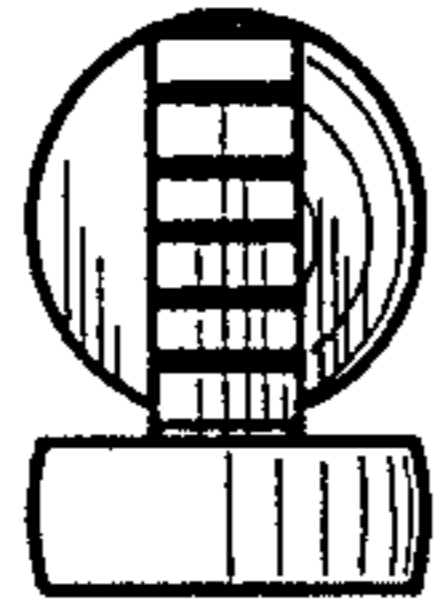


FIG.2

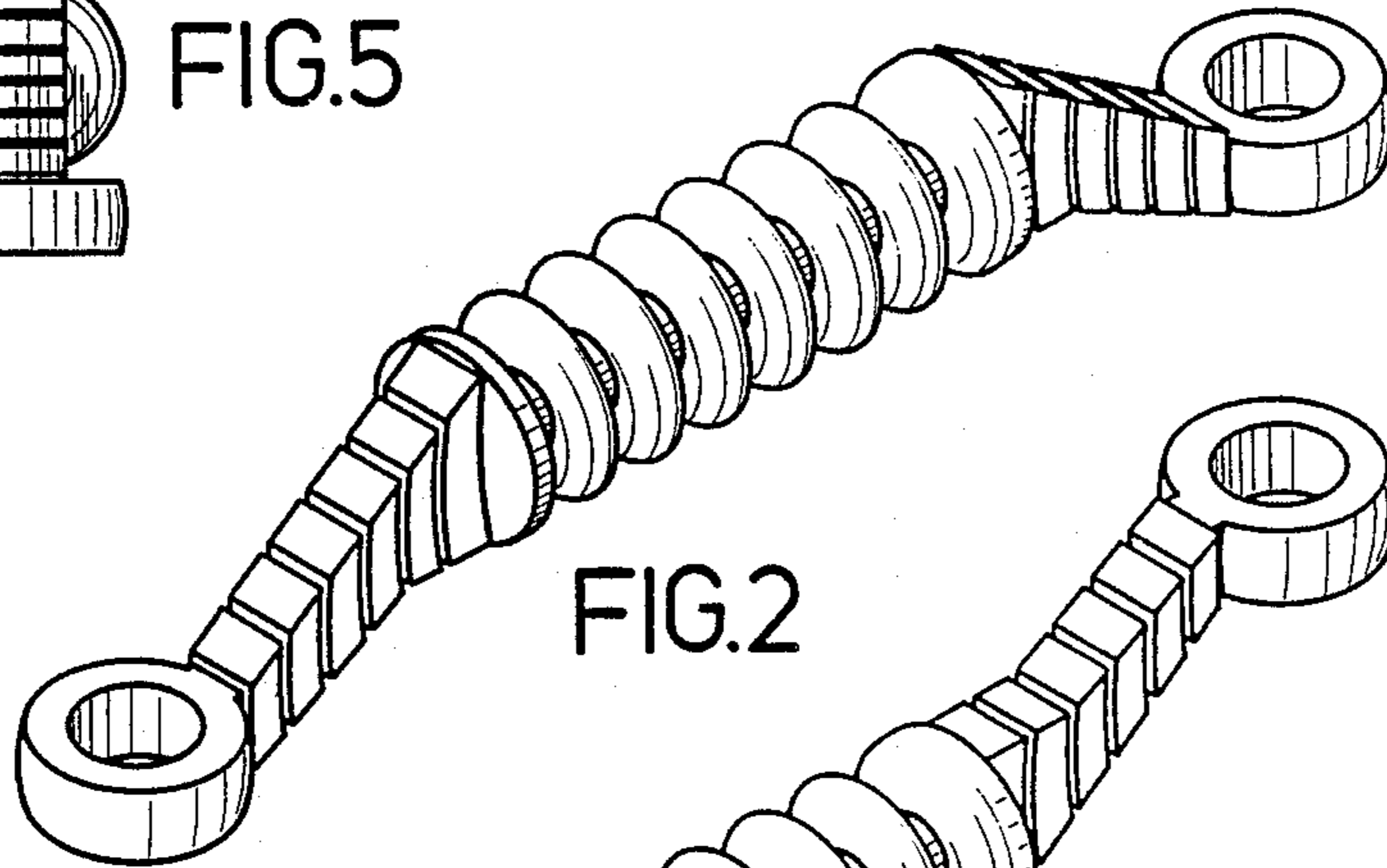


FIG.1

