

[54] SIMULATIVE TOY BOX

[75] Inventor: Hiroshi Ukisu, Matsudo, Japan

[73] Assignee: Epoch Company, Ltd., Tokyo, Japan

[**] Term: 14 Years

[21] Appl. No.: 196,340

[22] Filed: May 20, 1988

[52] U.S. Cl. D21/59; D9/422; D21/109

[58] Field of Search D21/59, 109; D3/20, D3/21; D9/307, 332, 333, 341, 420, 421, 422; 446/71, 73, 75, 80, 475, 483, 489, 491; 434/159, 160, 403; 273/157 R

[56] References Cited

U.S. PATENT DOCUMENTS

- D. 10,886 10/1878 Weller D9/333
- D. 98,741 2/1936 Taieb D9/422

- D. 117,607 11/1939 Blunt D9/333
- D. 220,409 4/1971 Lee et al. D19/85
- D. 264,009 4/1982 Lam D28/25
- D. 270,980 10/1983 Haigh D9/422


Primary Examiner—Charles A. Rademaker
Attorney, Agent, or Firm—Staas & Halsey

[57] CLAIM

The ornamental design for a simulative toy box, as shown and described.

DESCRIPTION

FIG. 1 is a front elevational view of a simulative toy box showing my new design;
 FIG. 2 is a right side elevational view thereof;
 FIG. 3 is a rear elevational view thereof;
 FIG. 4 is a left side elevational view thereof;
 FIG. 5 is a top plan view thereof;
 FIG. 6 is a bottom plan view thereof; and
 FIG. 7 is a perspective view thereof in an open condition.






FIG. 1




FIG. 2




FIG. 3

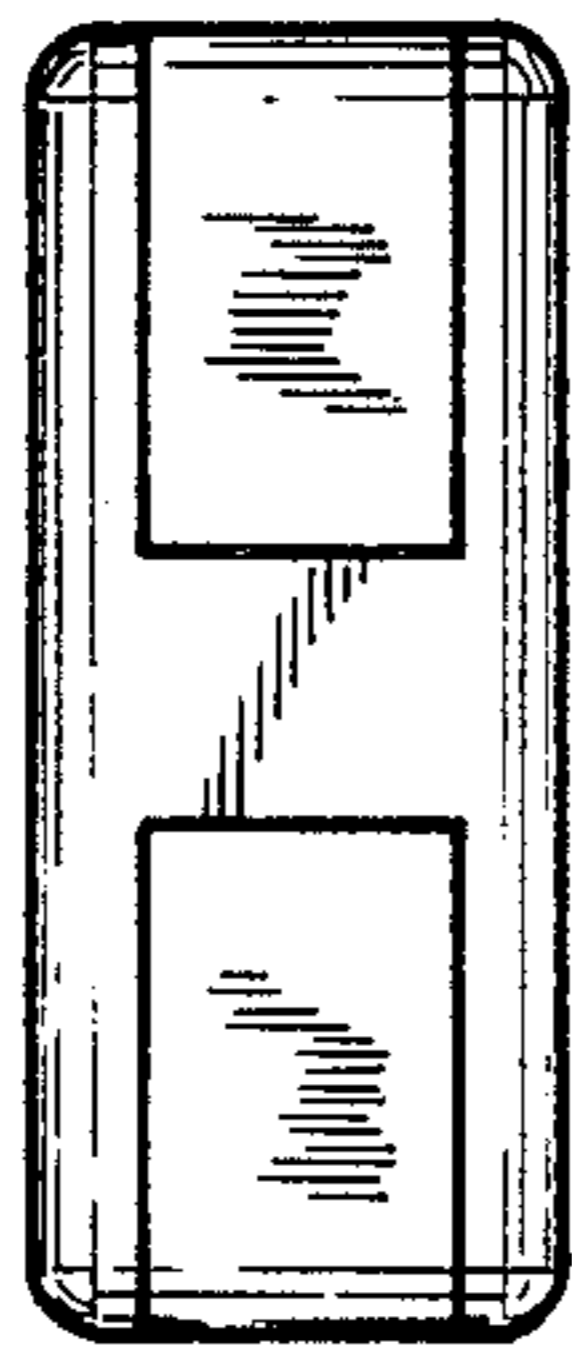


FIG. 4

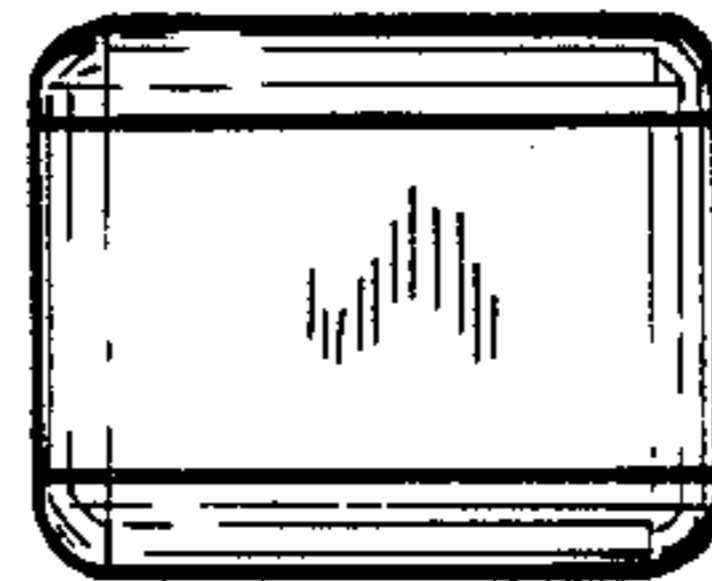


FIG. 5

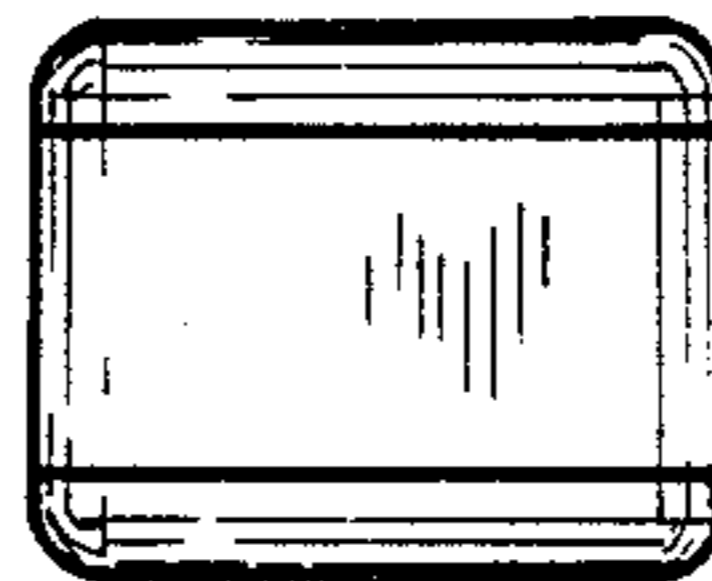


FIG. 6

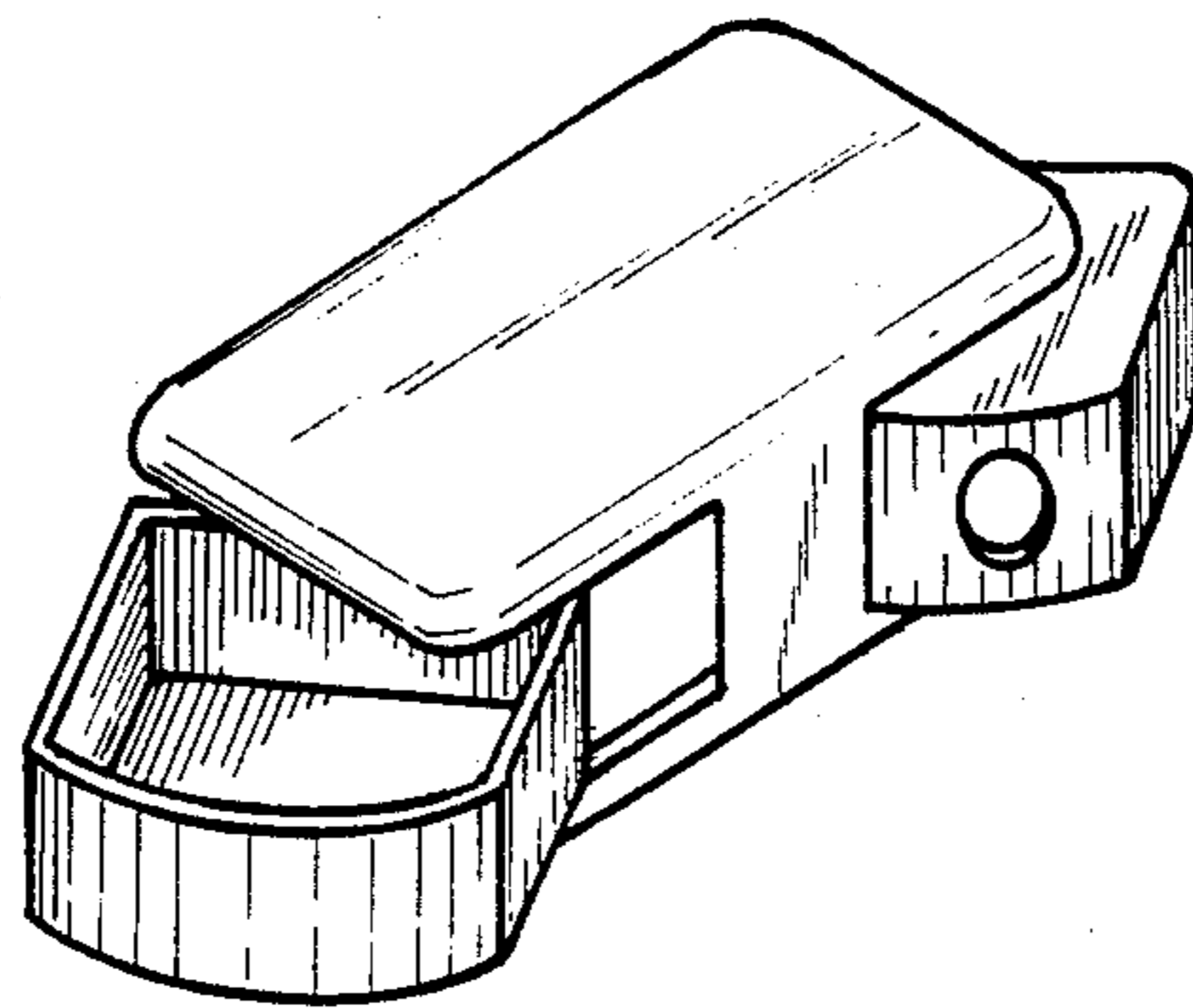


FIG. 7