

[54] MESSAGE PANEL

[75] Inventor: Maxie L. Jones, Savannah, Tenn.

[73] Assignee: Tennessee Valley Authority, Muscle Shoals, Ala.

[**] Term: 14 Years

[21] Appl. No.: 75,918

[22] Filed: Jul. 20, 1987

[52] U.S. Cl. D20/42; D20/43

[58] Field of Search D6/300, 308, 332, 492, D6/494; D19/52; D20/13, 15, 17, 18, 22, 27, 35, 42-44; 40/591, 589, 590, 593, 594, 606, 611, 642-644, 368-369, 373-375, 489-491, 910

[56] References Cited

U.S. PATENT DOCUMENTS

- D. 26,318 11/1896 Hutchinson D20/44
- D. 36,530 5/1903 Housh D6/300

- D. 229,167 11/1973 De Korte et al. D20/43
- D. 279,692 7/1985 Silkebakken et al. D20/27
- 619,053 2/1899 Steed 40/490 X
- 2,581,762 3/1949 Hesse 40/611 X

FOREIGN PATENT DOCUMENTS

- 3614351 10/1987 Fed. Rep. of Germany 40/606
- 66244 3/1956 France 40/606

Primary Examiner—Susan J. Lucas
 Assistant Examiner—Joel Sincavage
 Attorney, Agent, or Firm—Robert A. Petrusek

[57] CLAIM

The ornamental design for a message panel, as shown and described.

DESCRIPTION

FIG. 1 is a front elevational view of a message panel showing my new design, the rear being flat and plain.
 FIG. 2 is a side elevational view thereof.
 FIG. 3 is a top, front, right perspective view thereof.

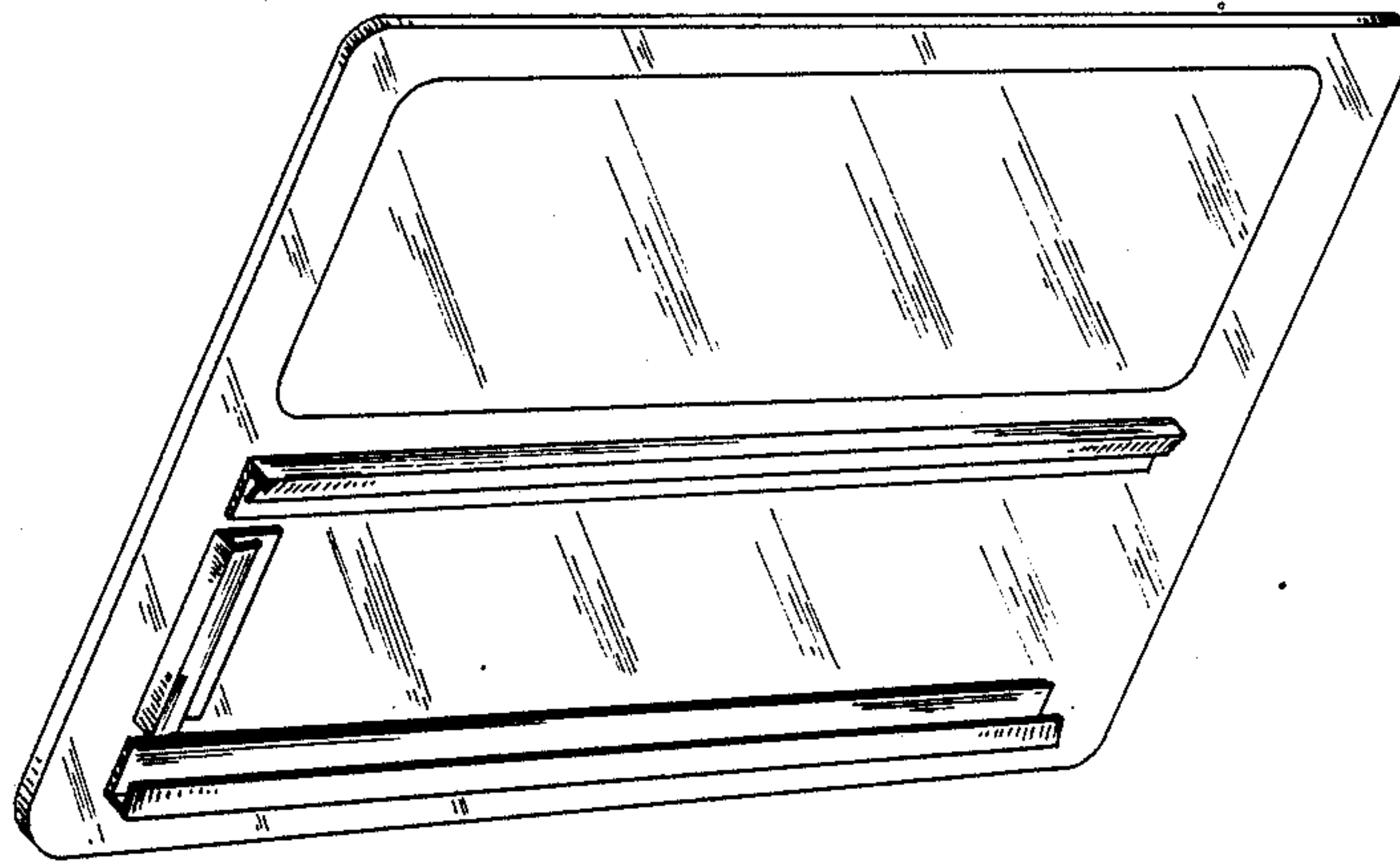




FIG. 2




FIG. 1




FIG. 3