

[54] **ELECTRONIC CALCULATOR**

[75] **Inventor: Yuichi Ohnumata, Kunitachi, Japan.**

[73] **Assignee: Casio Computer Co., Ltd., Tokyo, Japan**

[\*\*] **Term: 14 Years**

[21] **Appl. No.: 934,320**

[22] **Filed: Nov. 24, 1986**

[52] **U.S. Cl. .... D18/7**

[58] **Field of Search ..... D18/2, 6, 7, 11, 12; D10/2, 15, 30; D14/100, 106, 107; 200/5 A; 235/61 R; 340/365, 700; 364/706-710**

[56] **References Cited**

**U.S. PATENT DOCUMENTS**

D. 241,381	9/1976	Garnier .....	D18/7
D. 248,994	8/1978	Ikeda .....	D18/7
D. 249,092	8/1978	Ohie .....	D18/7
D. 273,201	3/1984	Sakata .....	D18/7
D. 279,109	6/1985	Yubisui et al. ....	D18/7
D. 293,920	1/1988	Yubisui et al. ....	D18/7
D. 297,947	10/1988	Yubisui et al. ....	D18/7
4,264,962	4/1981	Kodaira .....	364/707
4,369,498	1/1983	Schulte .....	364/707

**OTHER PUBLICATIONS**

*HFE-Retailing Home Furnishings*, 6/5/1978, p. 55, bottom left #EL-8142 & EL-8138E.

*W. Bell Catalog*, 1981, p. 234, Sharp Calculator #H, top right of page.

*W. Bell Catalog*, 1984, p. 274, Texas Instruments TI-1766 #A, top left of page.

*Primary Examiner*—Nelson C. Holtje

*Assistant Examiner*—Caron D. Veynar

*Attorney, Agent, or Firm*—Frishauf, Holtz, Goodman & Woodward

[57] **CLAIM**

The ornamental design for a electronic calculator, as shown.

**DESCRIPTION**

FIG. 1 is a front elevational view of a electronic calculator showing my new design;

FIG. 2 is a right side elevational view thereof;

FIG. 3 is a left side elevational view;

FIG. 4 is a top plan view thereof;

FIG. 5 is a bottom plan elevational view thereof; and

FIG. 6 is a rear elevational view thereof;




FIG. 3

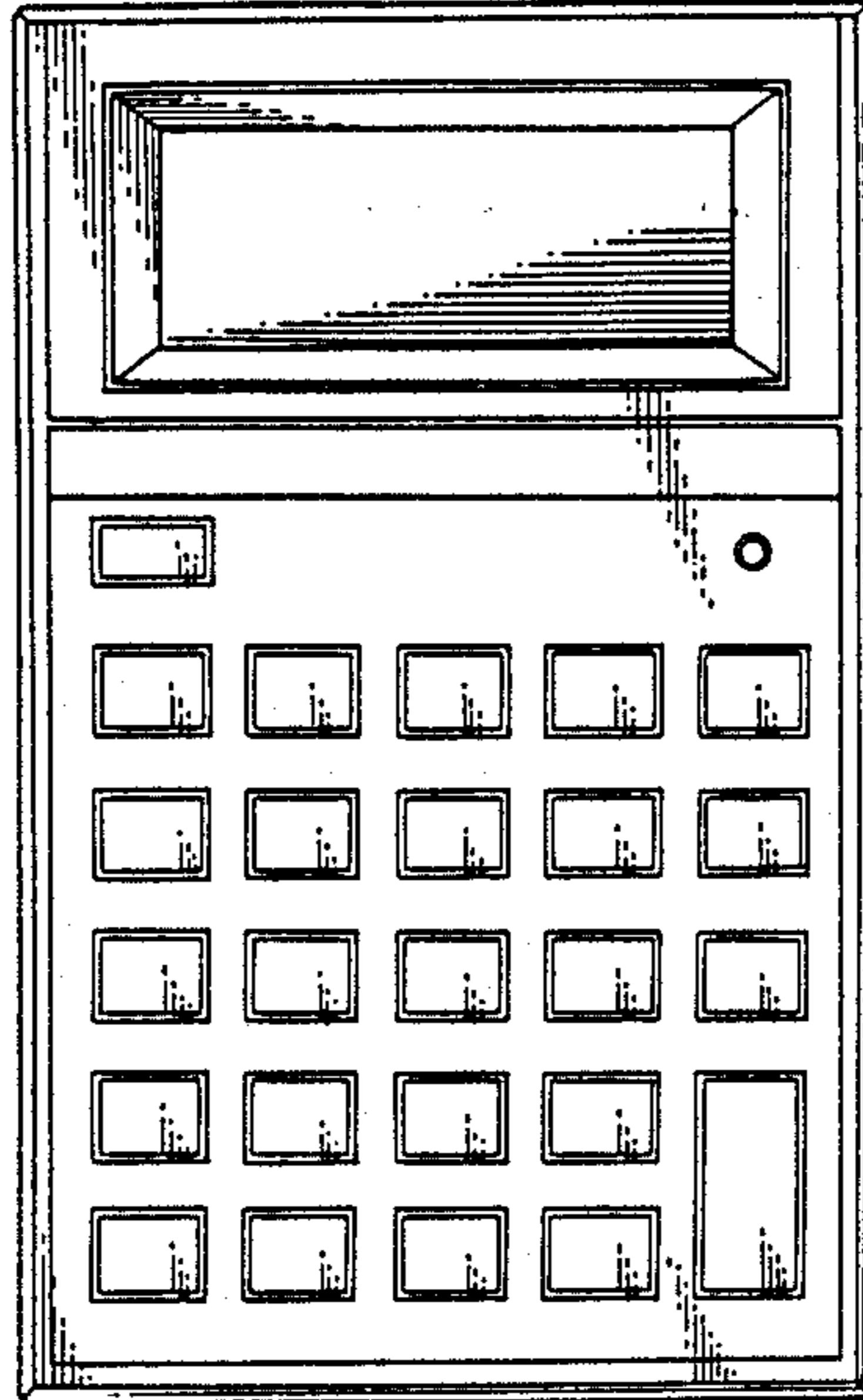


FIG. 1

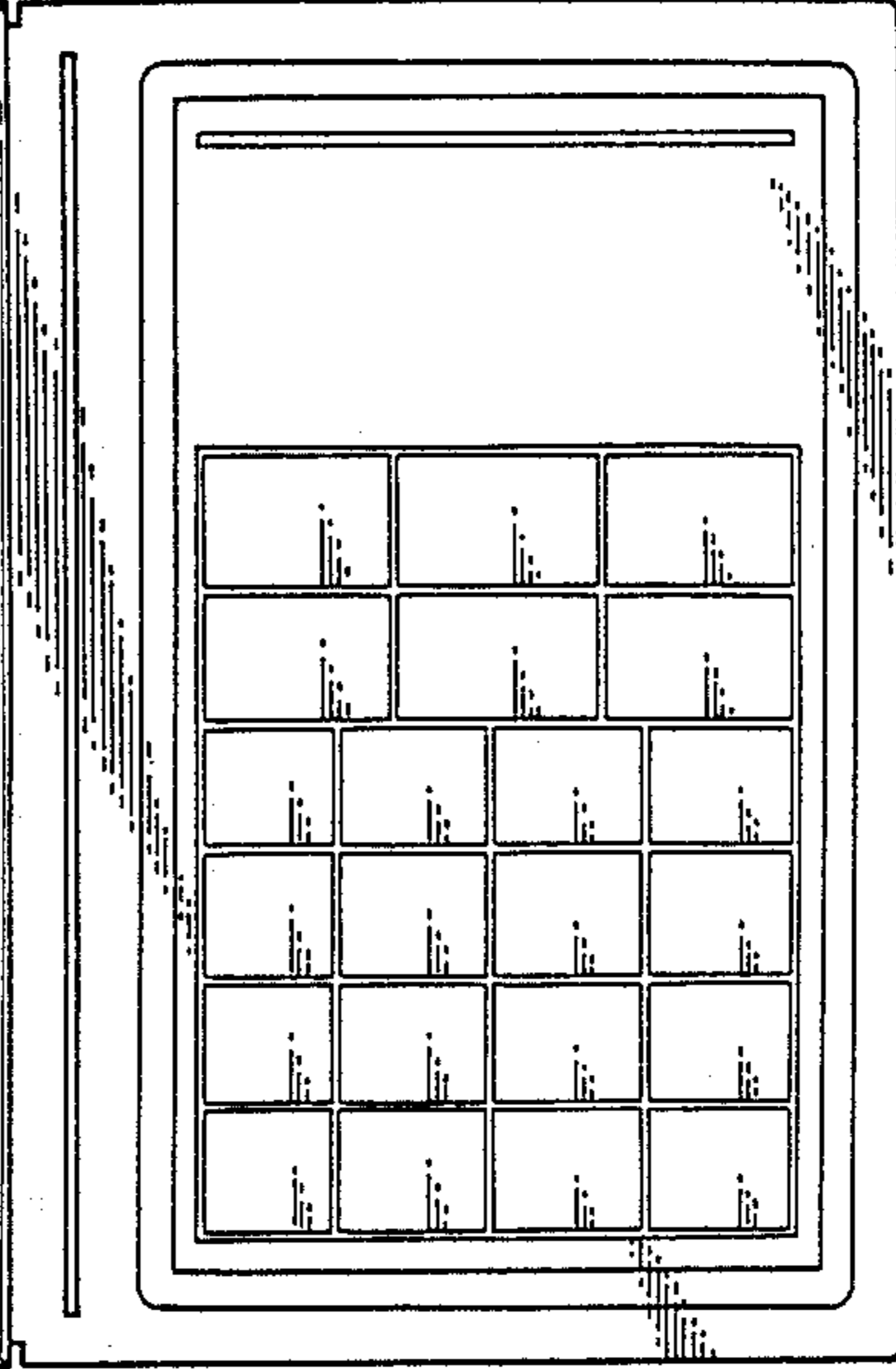


FIG. 2



FIG. 4



FIG. 5



FIG. 6

