

[54] ADJUSTABLE WRENCH

4,520,699 6/1985 Jeremic D8/17 X

[76] Inventors: William D. Boyd, 410 N. Vine St., Agency, Iowa 52530; Bill E. Boyd, Rte. 4, Box 310, Ottumwa, Iowa 52501

[**] Term: 14 Years

[21] Appl. No.: 25,799

[22] Filed: Mar. 13, 1987

[52] U.S. Cl. D8/22; D8/28

[58] Field of Search D8/14, 21-29; 81/177.1, 177.2, 177.75, 176.1, 119, 121.1, 124.2, 124.5, 125, 125.1, 166-168

[56] References Cited

U.S. PATENT DOCUMENTS

| | | | |
|-----------|---------|---------------|----------|
| 935,499 | 9/1909 | Hemsley | 81/177.1 |
| 2,854,876 | 10/1958 | Green | D8/22 X |
| 3,173,317 | 3/1965 | Neff | 81/177.1 |
| 3,363,490 | 1/1968 | Maichen | D8/22 X |

OTHER PUBLICATIONS

New Equipment Digest, Apr. 1984, p. 103, Stride Tool Co.'s "Swing-away-jaw" wrench.

Primary Examiner—Bruce W. Dunkins

Assistant Examiner—Clare E. Heflin

Attorney, Agent, or Firm—Charles S. McGuire

[57] CLAIM

The ornamental design for an adjustable wrench, as shown and described.

DESCRIPTION

FIG. 1 is a top plan view of an adjustable wrench showing our new design;

FIG. 2 is a bottom plan view thereof;

FIG. 3 is a side elevational view thereof, the opposite side being a mirror image;

FIG. 4 is a left end elevational view thereof;

FIG. 5 is a right end elevational view thereof.

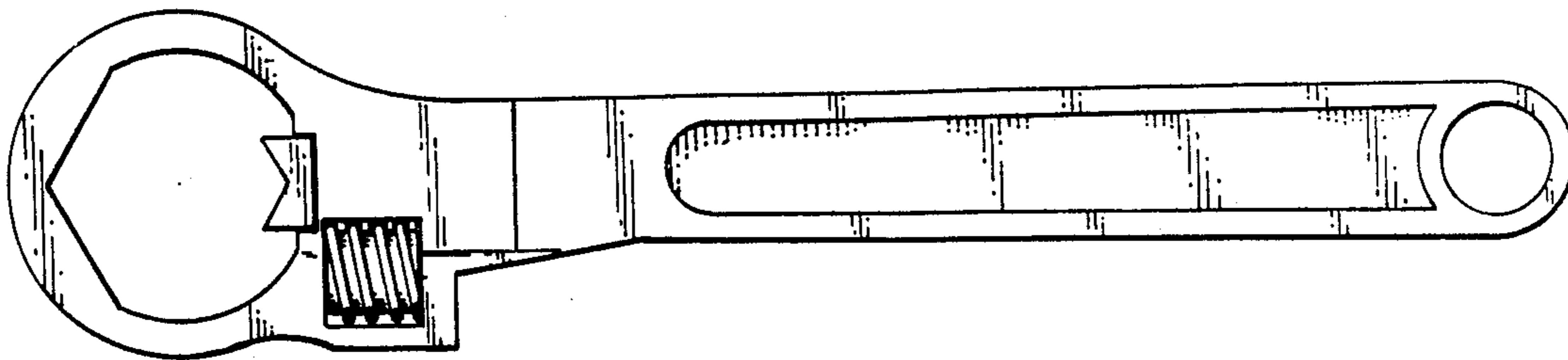




FIG. 2

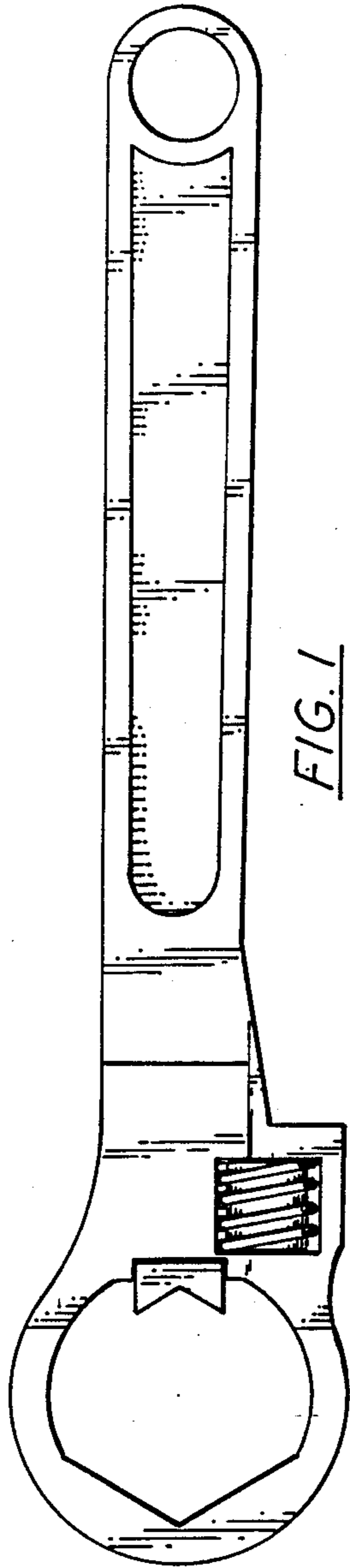


FIG. 1



FIG. 3

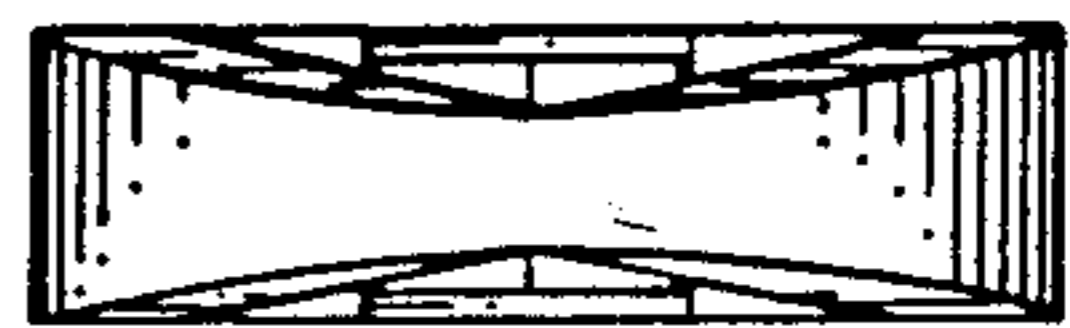


FIG. 4




FIG. 5