

[54] **CEILING FAN BLADE**

7177 7/1922 Netherlands ..... 416/231 B

[76] **Inventor: Paul Teal, 237 Mariner Cir., Cotuit, Mass. 02635**

[\*\*] **Term: 14 Years**

[21] **Appl. No.: 27,505**

[22] **Filed: Mar. 18, 1987**

[52] **U.S. Cl. .... D23/413**

[58] **Field of Search ..... D23/411, 412, 413, 385, D23/314, 370, 377, 379; 361/383, 384; 416/235, 231 B**

**OTHER PUBLICATIONS**

Casablanca Fan Company Catalogue (pamphlet), 1980, p. 12, Fan Blades B15S, B25S, B35S, B15C, B14S, B24S, and B34S, left side of page.

*Primary Examiner*—James M. Gandy  
*Assistant Examiner*—Lisa Lichtenstein  
*Attorney, Agent, or Firm*—Richard P. Crowley

[57] **CLAIM**

The ornamental design for a ceiling fan blade, as shown and described.

[56] **References Cited**

**U.S. PATENT DOCUMENTS**

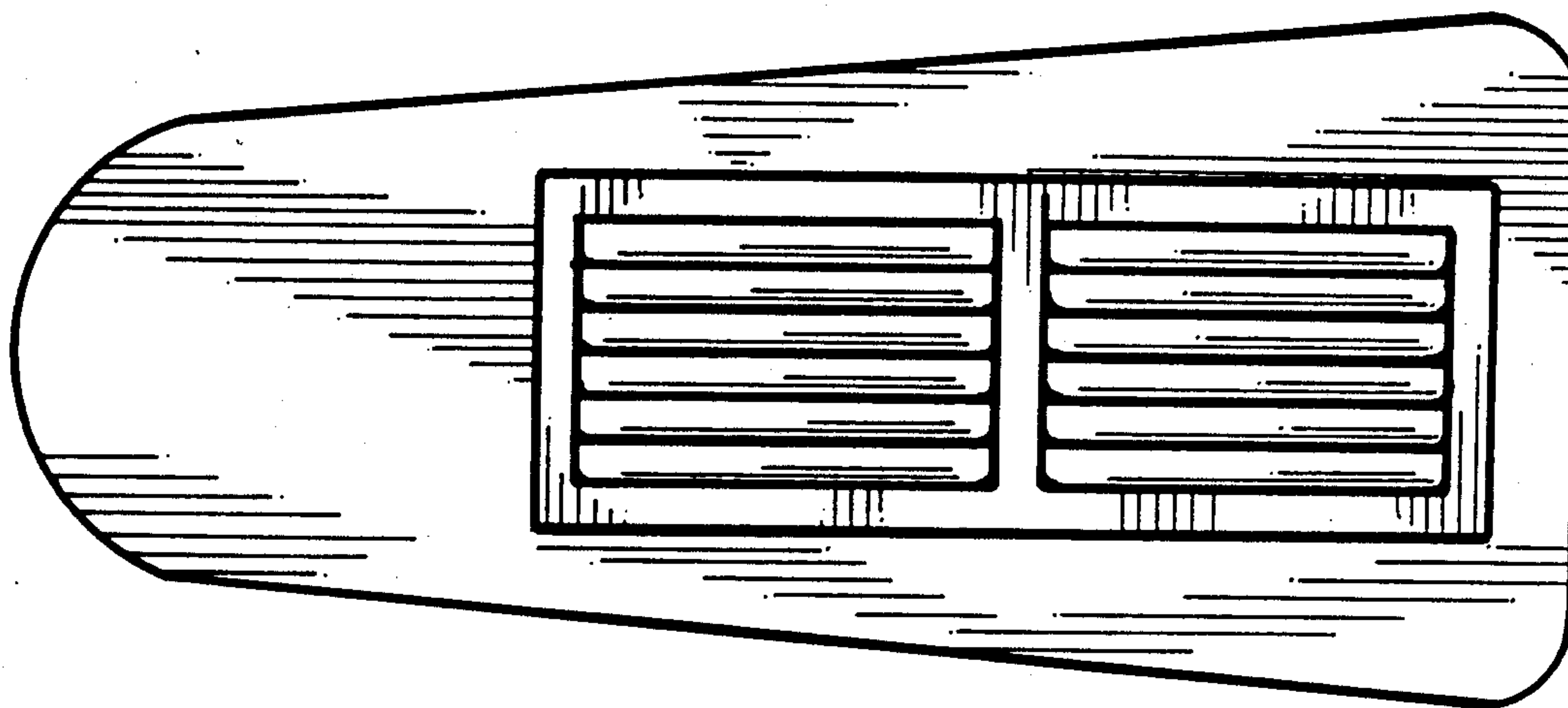
D. 262,736 1/1982 Wooden ..... D23/413  
D. 290,873 7/1987 Chen ..... D23/377  
4,504,191 3/1985 Brown ..... D23/413

**FOREIGN PATENT DOCUMENTS**

451550 2/1913 France ..... 416/231 B

**DESCRIPTION**

FIG. 1 is a top plan view of a ceiling fan blade showing my new design;  
FIG. 2 is a bottom plan view thereof;  
FIG. 3 is a side elevation view thereof, the opposite side being a mirror image of that shown;  
FIG. 4 is a front elevation view thereof; and  
FIG. 5 is a rear elevation view thereof.



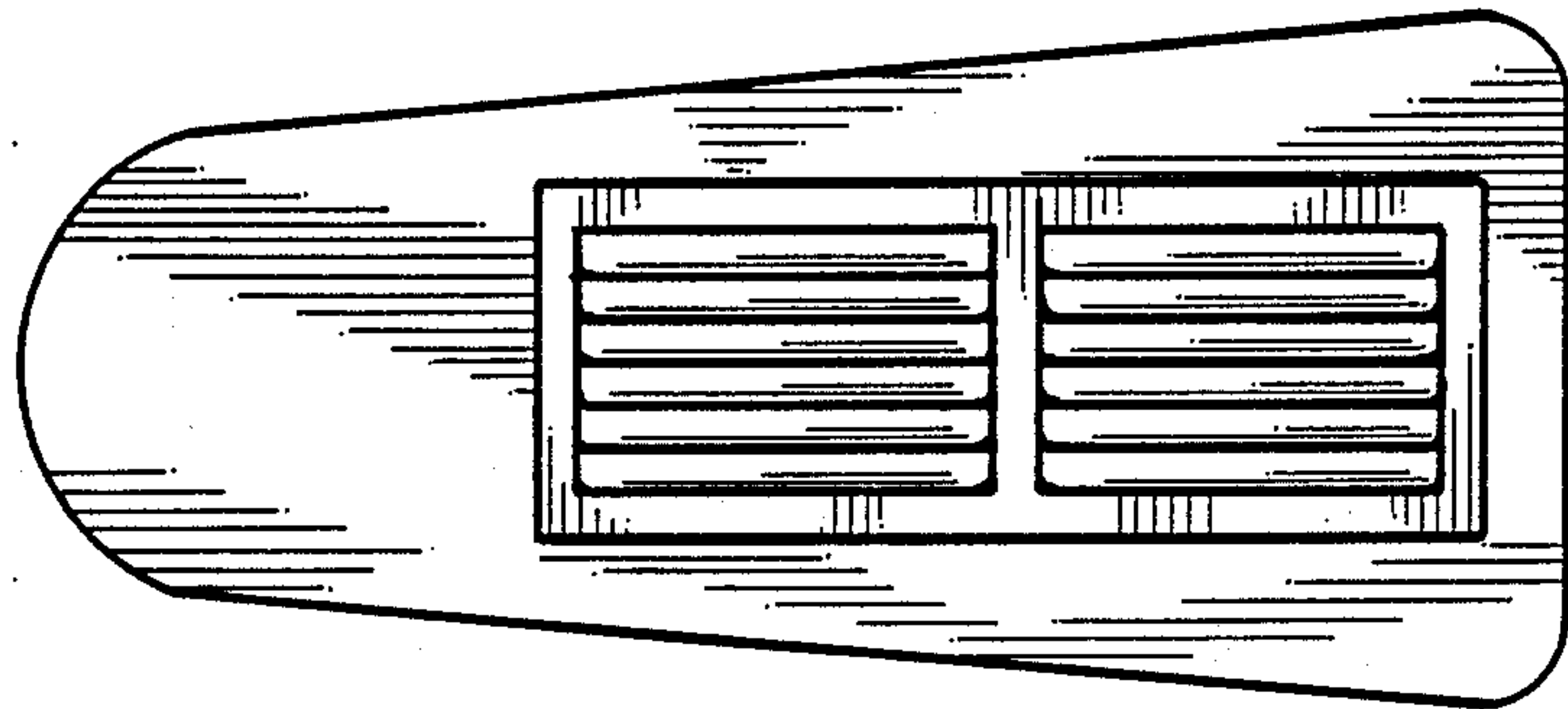


FIG. 1

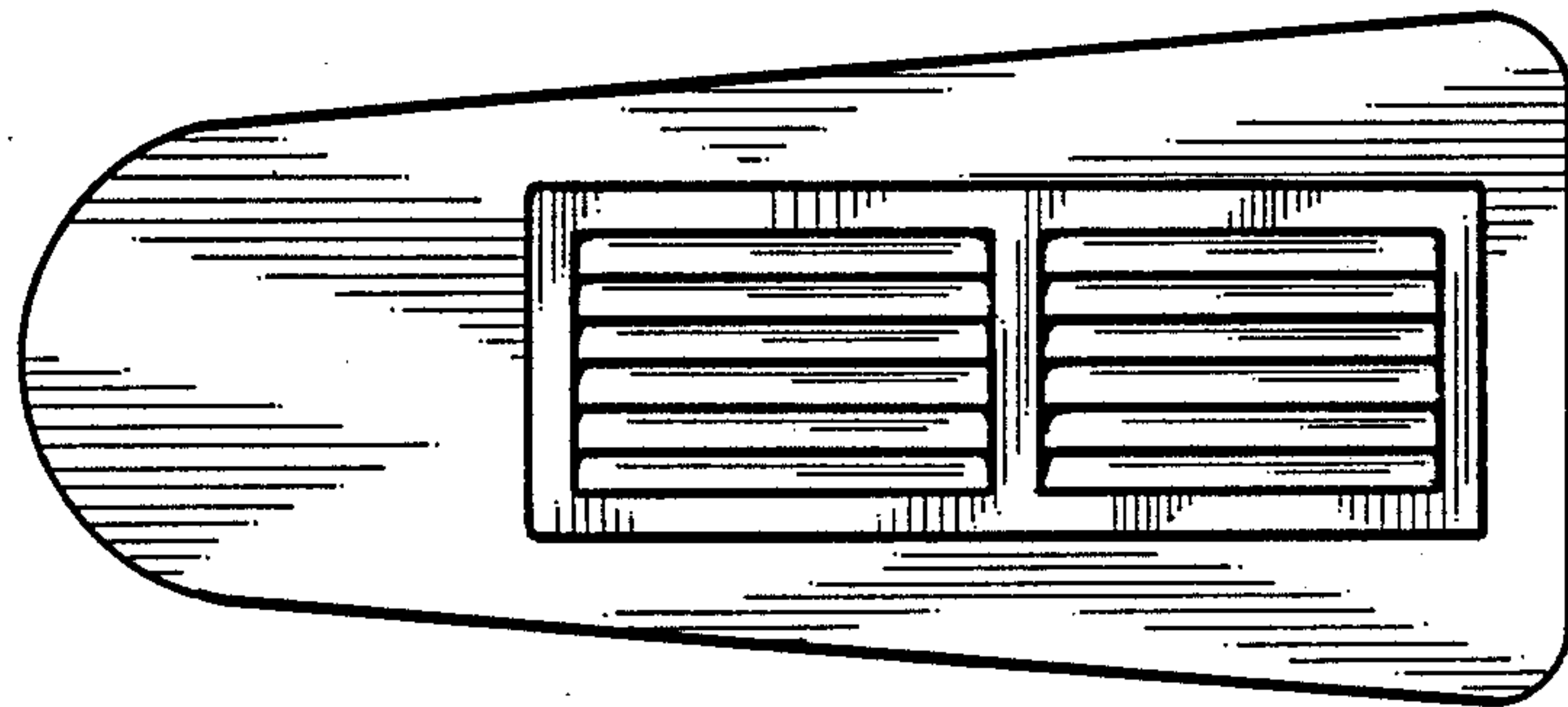


FIG. 2




FIG. 3



FIG. 4




FIG. 5