

[54] **LOUDSPEAKER**

D. 265,990 8/1982 Hartwein et al. .... D14/214

[75] **Inventors: Tommyca Freadman, Taipei, Taiwan;  
John F. Castagna, Milford, Pa.**

[73] **Assignee: Sparkomatic Corporation, Milford,  
Pa.**

[\*\*] **Term: 14 Years**

[21] **Appl. No.: 125,443**

[22] **Filed: Nov. 25, 1987**

[52] **U.S. Cl. .... D14/114; D14/213**

[58] **Field of Search .... D14/204-216,  
D14/219-224; 312/7.1; 381/24, 86-88, 90, 159,  
182, 186, 205; 181/144, 148, 152, 153, 155, 157,  
198, 199**

[56] **References Cited**

**U.S. PATENT DOCUMENTS**

- D. 216,019 11/1969 Patch et al. .... D14/214
- D. 241,554 9/1976 Bertagni et al. .... D14/211
- D. 249,683 9/1978 Rams .... D14/211

**OTHER PUBLICATIONS**

Audio, Nov. 1986, p. 42, Top Left—Duntech Sovereign 2001.

*Primary Examiner*—Bernard Ansher  
*Assistant Examiner*—Theodore M. Shooman  
*Attorney, Agent, or Firm*—Mason, Fenwick & Lawrence

[57] **CLAIM**

The ornamental design for a loudspeaker, as shown and described.

**DESCRIPTION**

FIG. 1 is a front and right side perspective view of a loudspeaker showing my new design;  
FIG. 2 is a front and right side perspective view thereof with the covers removed;  
FIG. 3 is a left side elevational view thereof, the right side being a mirror image;  
FIG. 4 is a top plan view thereof; and  
FIG. 5 is a bottom plan view thereof.  
The rear of the loudspeaker is plane and unornamented.




FIG-1


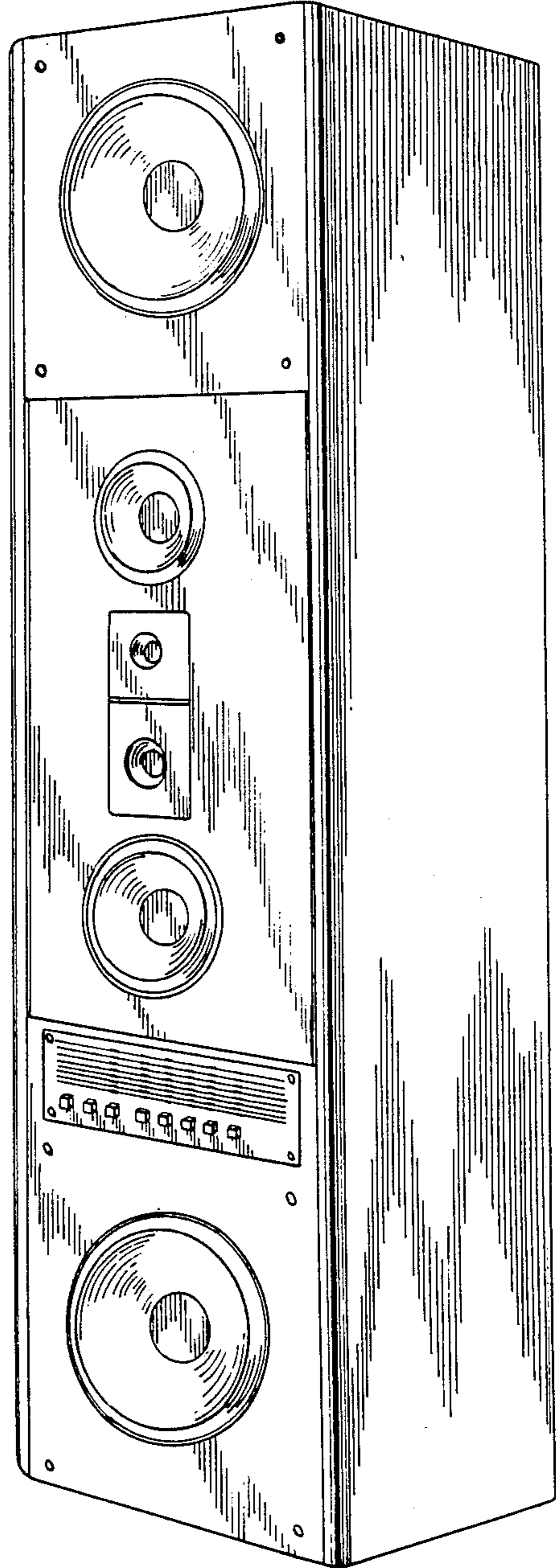
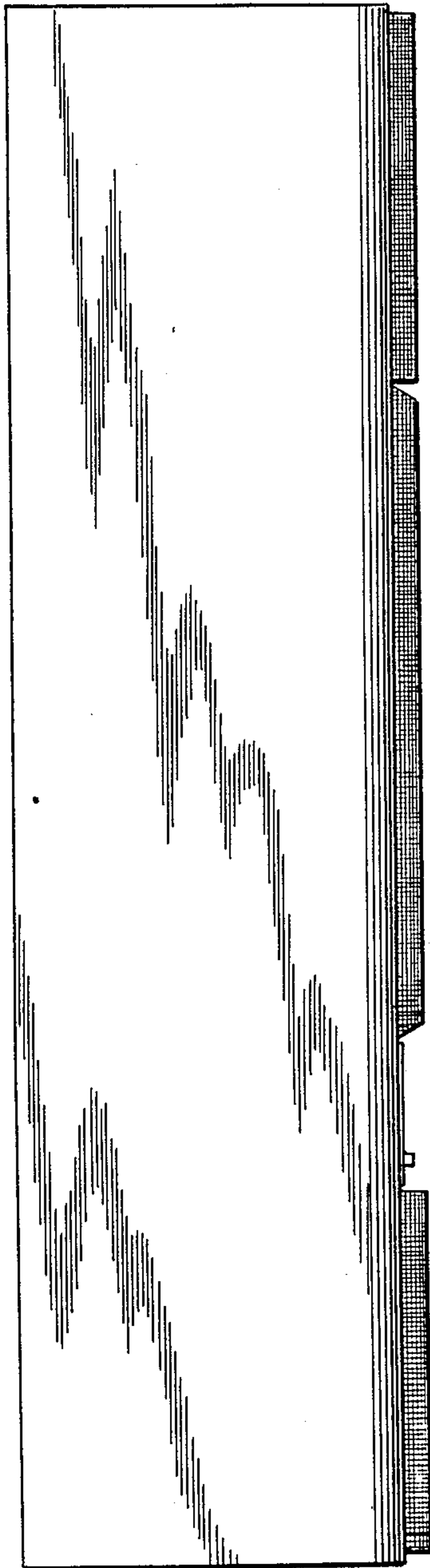


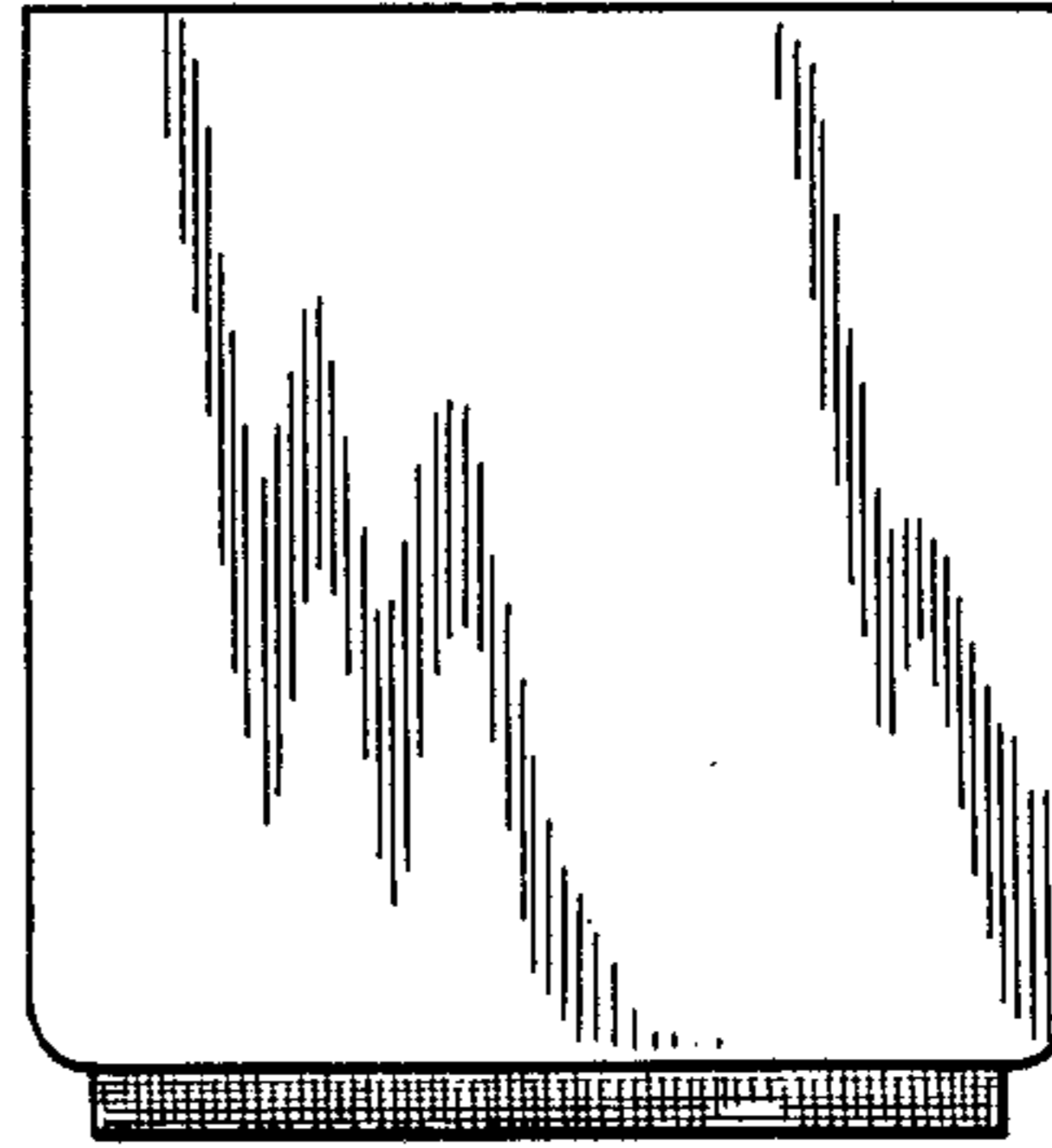
FIG-2



*FIG-3*



*FIG-4*



*FIG-5*

