

[54] REEL FOR A MAGNETIC TAPE CASSETTE

4,512,534 4/1985 Coy, Jr. et al. 242/198

[75] Inventor: Kenichi Kano, Higashi, Japan

[73] Assignee: Sony Corporation, Tokyo, Japan

[**] Term: 14 Years

[21] Appl. No.: 88,870

[22] Filed: Aug. 24, 1987

[30] Foreign Application Priority Data

Feb. 24, 1987 [JP] Japan 62-6869

[52] U.S. Cl. D14/122

[58] Field of Search D14/115, 120, 121, 122;
242/71.8, 197, 198, 199

[56] References Cited

U.S. PATENT DOCUMENTS

- D. 231,993 7/1974 Hosono et al. D14/122
- D. 293,434 12/1987 Maeda D14/122
- D. 293,435 12/1987 Maeda D14/122

OTHER PUBLICATIONS

Stereo Review, Feb. 1986, p. 177, center.

Primary Examiner—Bernard Ansher

Assistant Examiner—Theodore M. Shooman

Attorney, Agent, or Firm—Lewis H. Eslinger; Jay H. Maioli

[57] CLAIM

The ornamental design for a reel for a magnetic tape cassette, as shown and described.

DESCRIPTION

FIG. 1 is a front elevational view of a reel for a magnetic tape cassette, showing my new design;

FIG. 2 is a rear elevational view thereof;

FIG. 3 is a right-side elevational view thereof, the left side being a mirror image thereof; and

FIG. 4 is a top plan view thereof, the bottom plan view being a mirror image thereof.

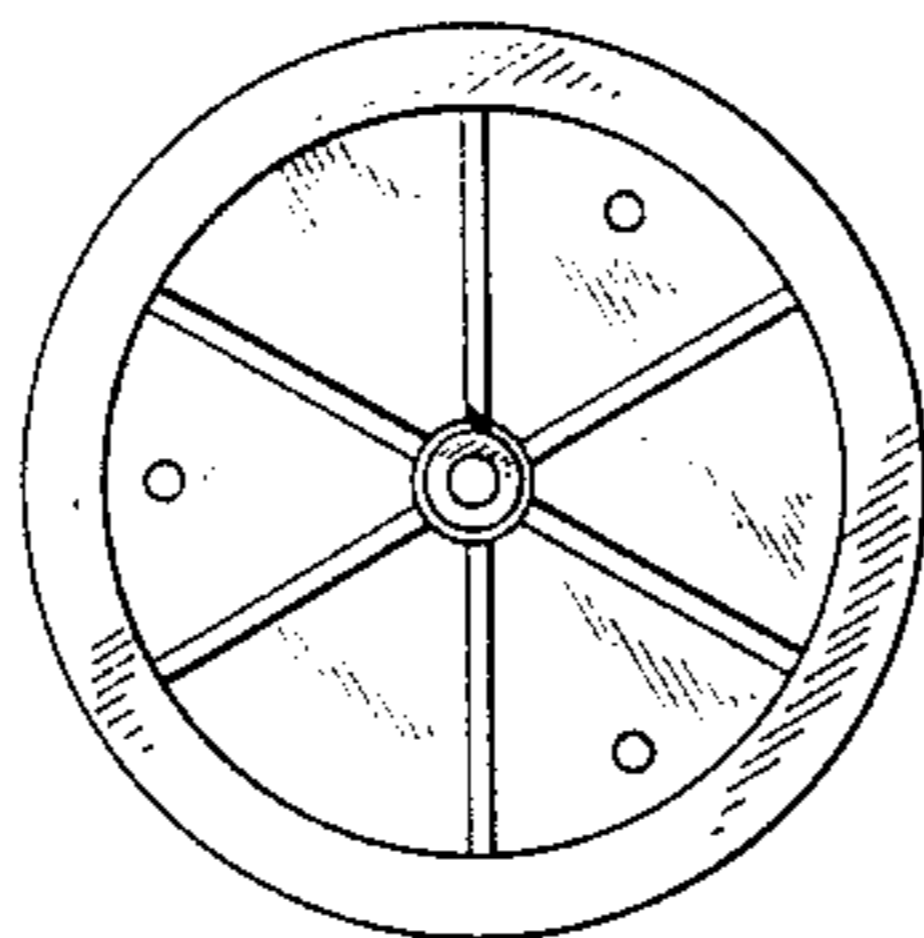
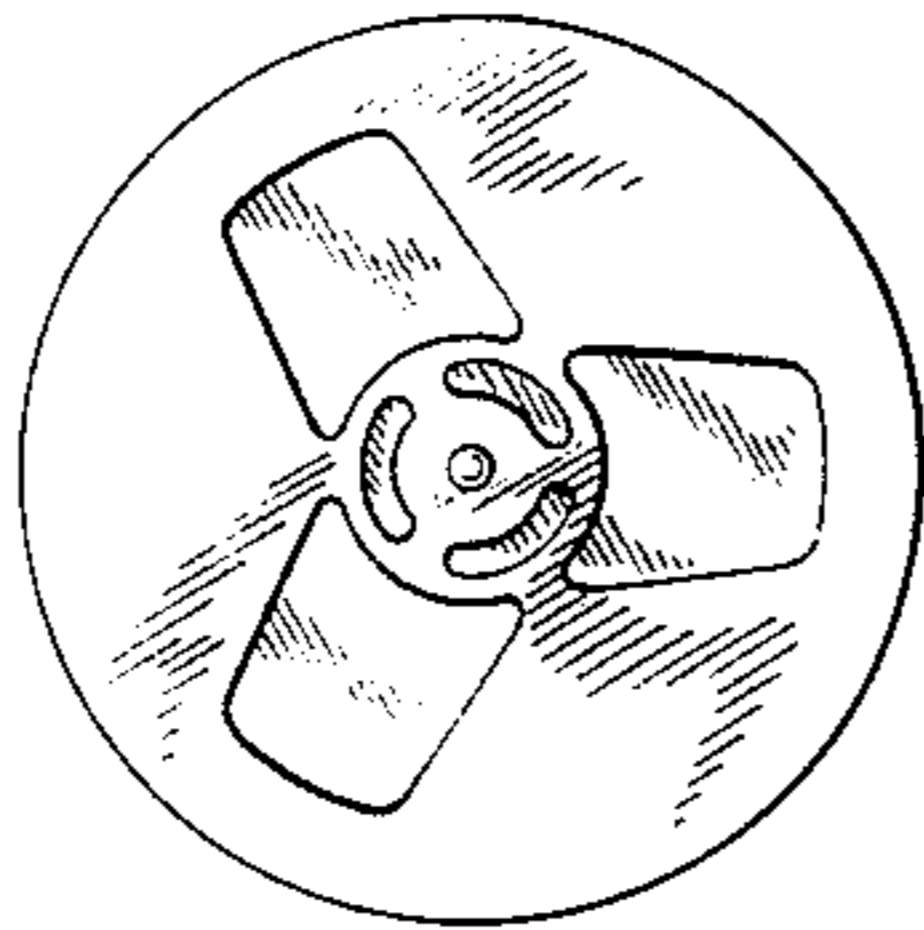


FIG. 1




FIG. 2

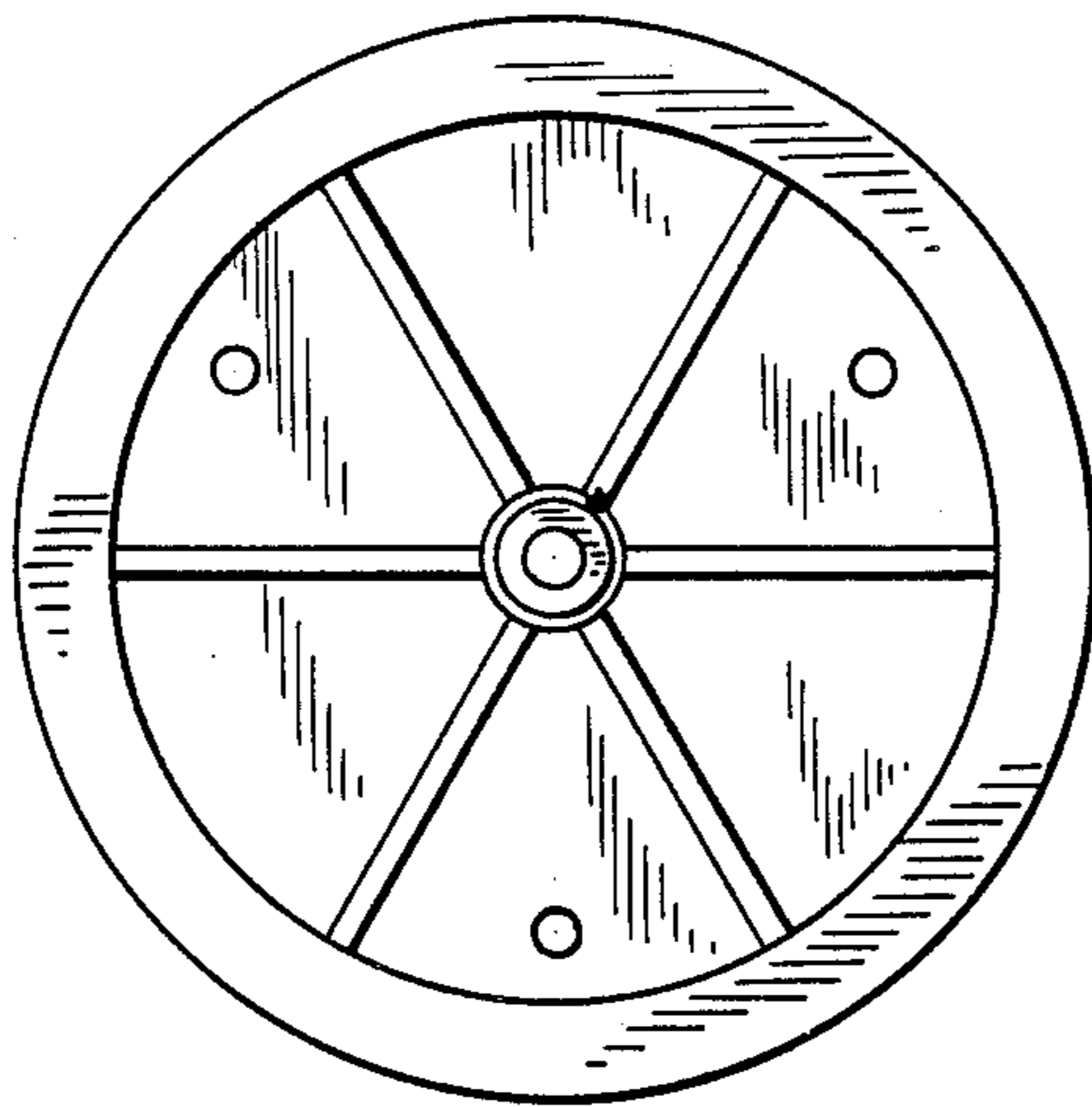


FIG. 3

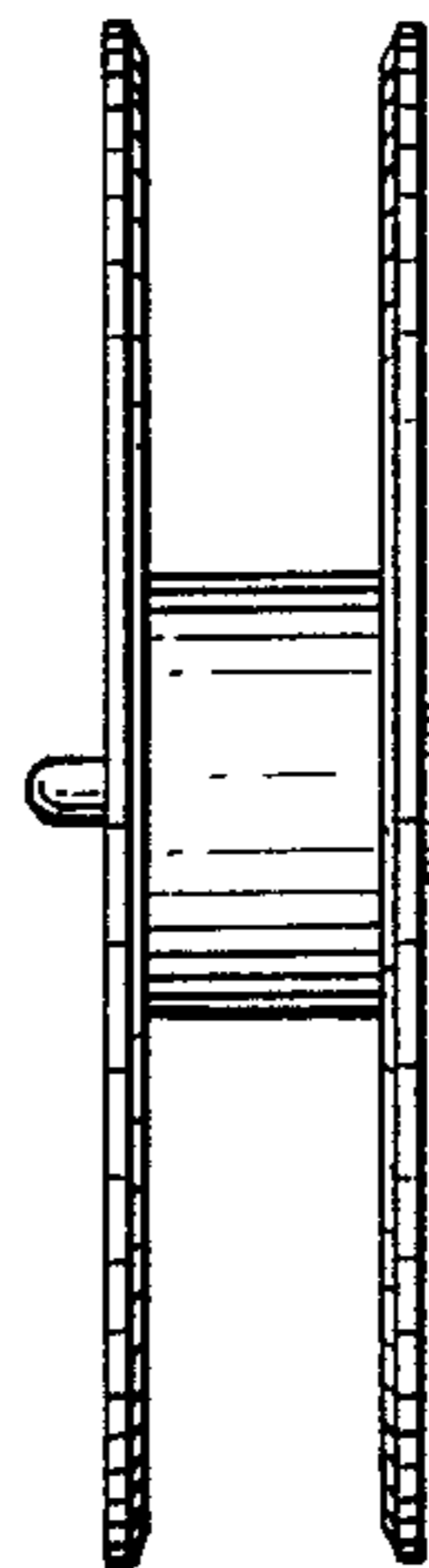


FIG. 4

