

United States Patent [19]

Nakaizumi

[11] Patent Number: Des. 304,582

[45] Date of Patent: ** Nov. 14, 1989

[54] MAGNETIC TAPE CASSETTE

[75] Inventor: Hiroshi Nakaizumi, Fort Lee, N.J.

[73] Assignee: Sony Corporation, Tokyo, Japan

[**] Term: 14 Years

[21] Appl. No.: 883,938

[22] Filed: Jul. 10, 1986

[30] Foreign Application Priority Data

Jan. 22, 1986 [JP] Japan 61-1939

[52] U.S. Cl. D14/121; D14/120

[58] Field of Search D14/115, 120, 121, 122;
242/71.8, 197, 198, 199

[56] References Cited

U.S. PATENT DOCUMENTS

- D. 268,671 4/1983 Ohya et al. D14/121
- D. 271,392 11/1983 Sumisha et al. D14/121
- 4,419,708 12/1983 Oguro et al. 242/197 X

- 4,642,721 2/1987 Georgens et al. 242/198 X
- 4,678,138 7/1987 Nemoto 242/198
- 4,685,638 8/1987 Satoyoshi et al. D14/121 X
- 4,733,317 3/1988 Sato et al. 242/199 X

Primary Examiner—Bernard Ansher

Assistant Examiner—Theodore M. Shooman

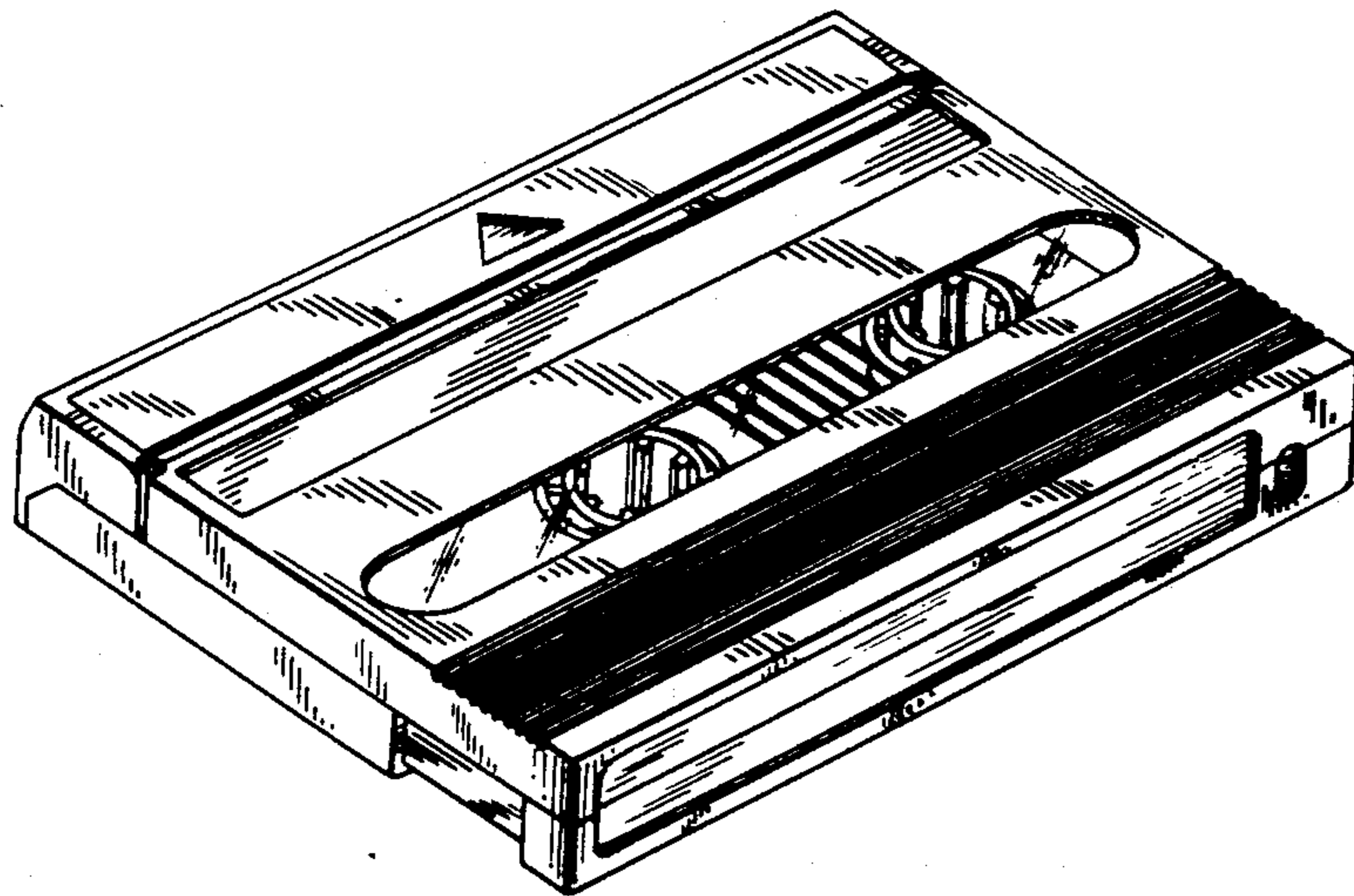
Attorney, Agent, or Firm—Lewis H. Eslinger; Jay H. Maioli

[57] CLAIM

The ornamental design for a magnetic tape cassette, as shown and described.

DESCRIPTION

FIG. 1 is a top, front, and left-side perspective view of a magnetic tape cassette, showing my new design; FIG. 2 is a front elevational view thereof; FIG. 3 is a rear elevational view thereof; FIG. 4 is a left-side elevational view thereof; FIG. 5 is a right-side elevational view thereof; FIG. 6 is a top plan view thereof; and FIG. 7 is a bottom plan view thereof.



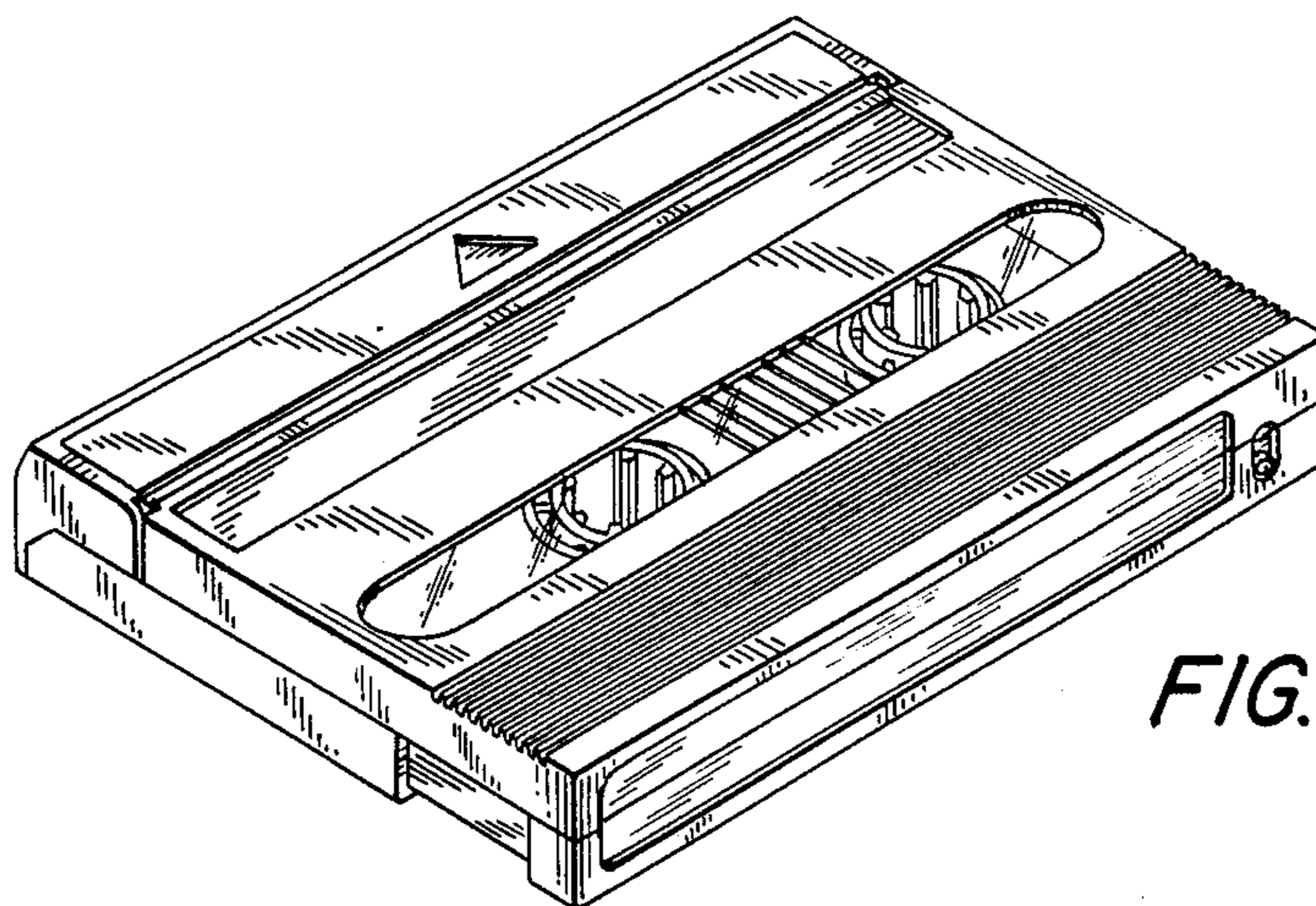


FIG. 1

FIG. 2




FIG. 3



FIG. 4

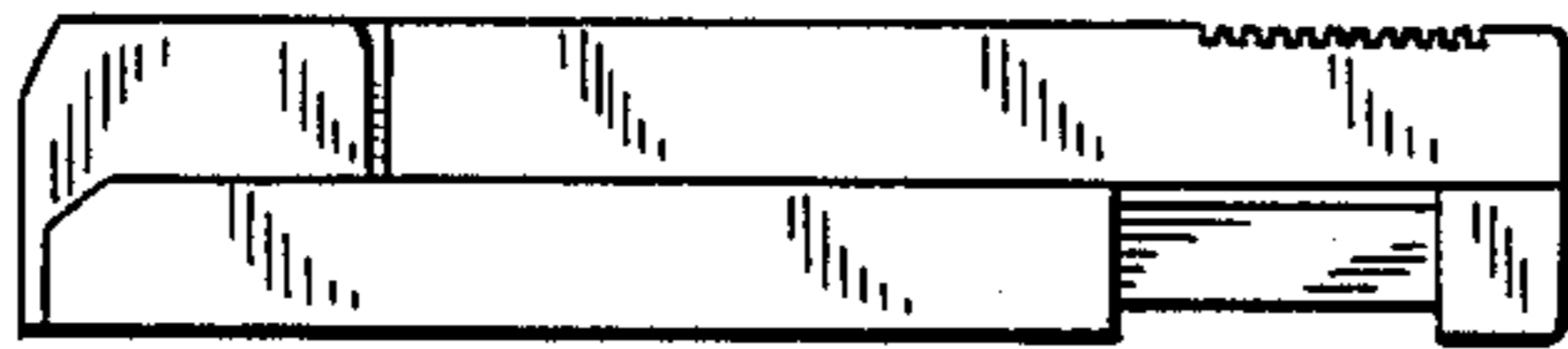


FIG. 5




FIG. 6

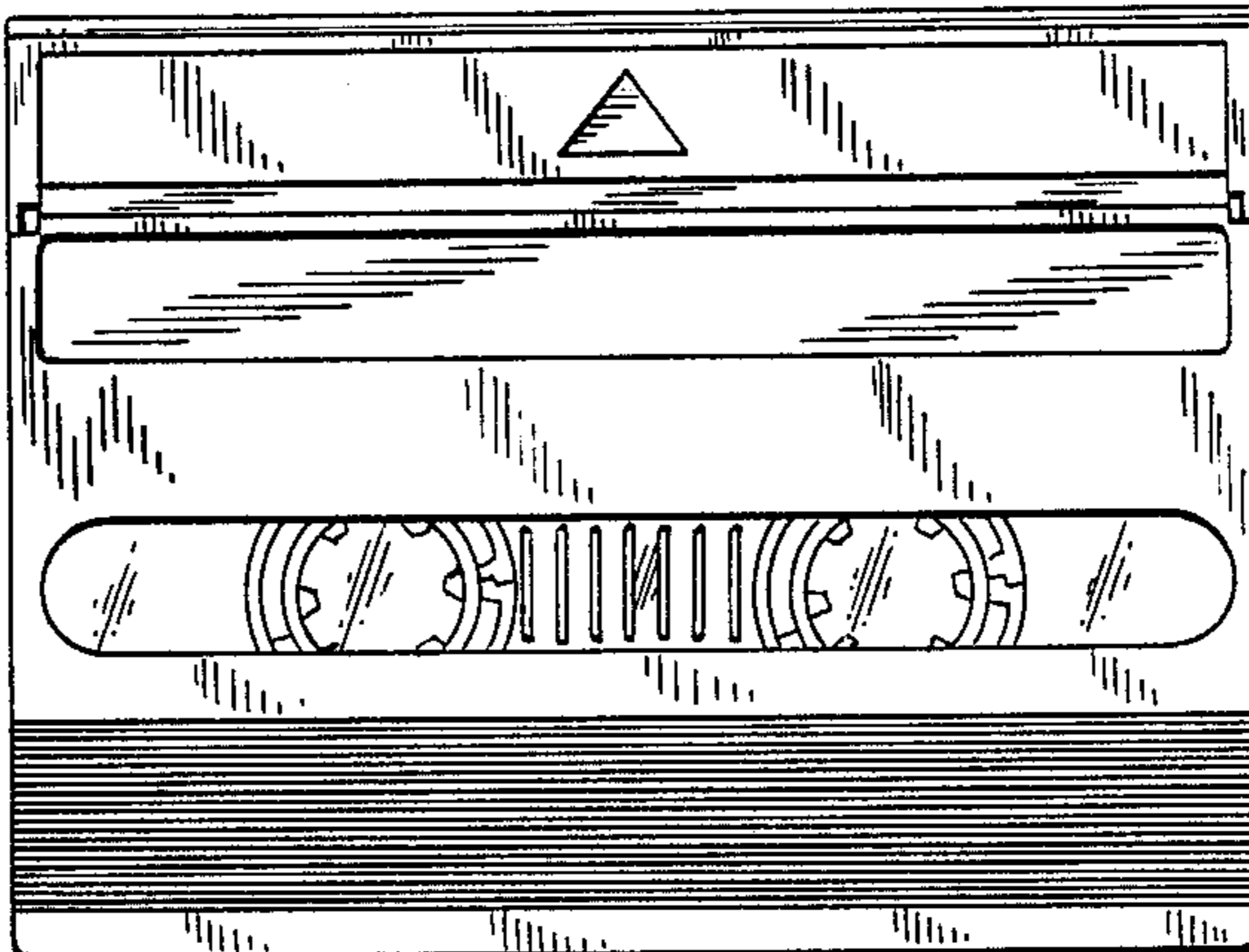


FIG. 7

