

[54] SUPPORT PAD FOR A RECREATIONAL VEHICLE JACK OR THE LIKE

4,254,927 3/1981 Stonhaus 248/357
4,440,363 4/1984 Brand 244/114 R
4,461,491 7/1984 Eklund 248/357

[76] Inventor: Charles Batzel, 5223 Ruby St., Oak Lawn, Ill. 60453

FOREIGN PATENT DOCUMENTS

1293351 6/1961 France 244/114 R

[**] Term: 14 Years

Primary Examiner—Wallace R. Burke
Assistant Examiner—Kay H. Chin
Attorney, Agent, or Firm—Frank R. Thienpont

[21] Appl. No.: 77,322

[22] Filed: Jul. 24, 1987

[52] U.S. Cl. D34/31; D12/345

[58] Field of Search D12/319, 345;
244/114 R; 248/357, 346; 280/763.1;
254/DIG. 1

[57] CLAIM

The ornamental design for a support pad for a recreational vehicle jack or the like, as shown and described.


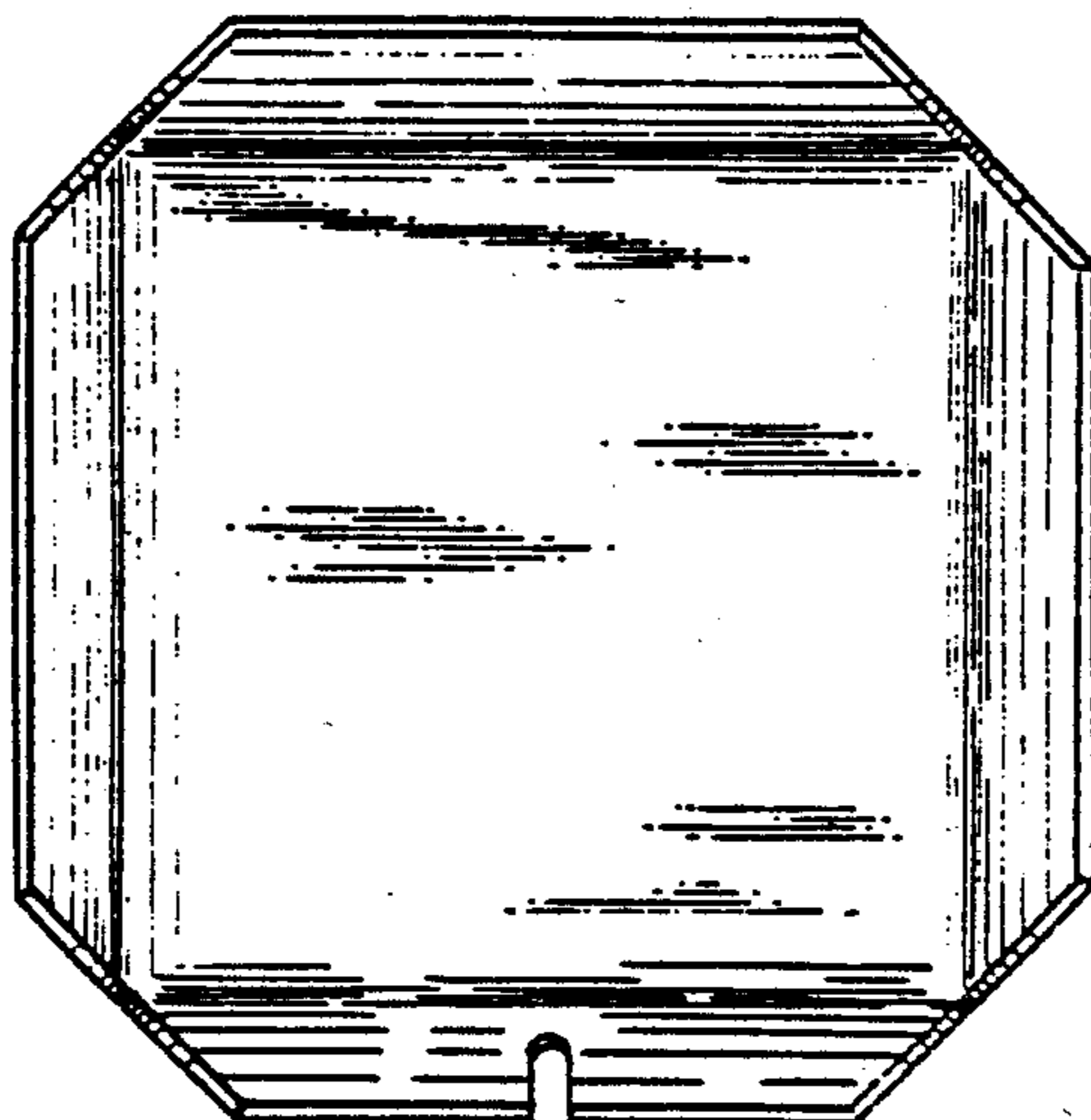
DESCRIPTION

[56] References Cited

U.S. PATENT DOCUMENTS

1,797,767 3/1931 Gibbons 244/114 R
2,342,773 2/1944 Wellman 244/114 R
2,368,159 1/1945 Robins 244/114 R
3,128,066 4/1964 Bailey 244/114 R
3,649,724 3/1972 Rembert et al. 244/114 R

FIG. 1 is a top plan view of a support pad for a recreational vehicle jack or the like showing my new design; FIG. 2 is a left side elevational view thereof; FIG. 3 is a rear elevational view thereof; FIG. 4 is a right side elevational view thereof; FIG. 5 is a front elevational view thereof; and FIG. 6 is a bottom plan view thereof.






FIG. 3



FIG. 2

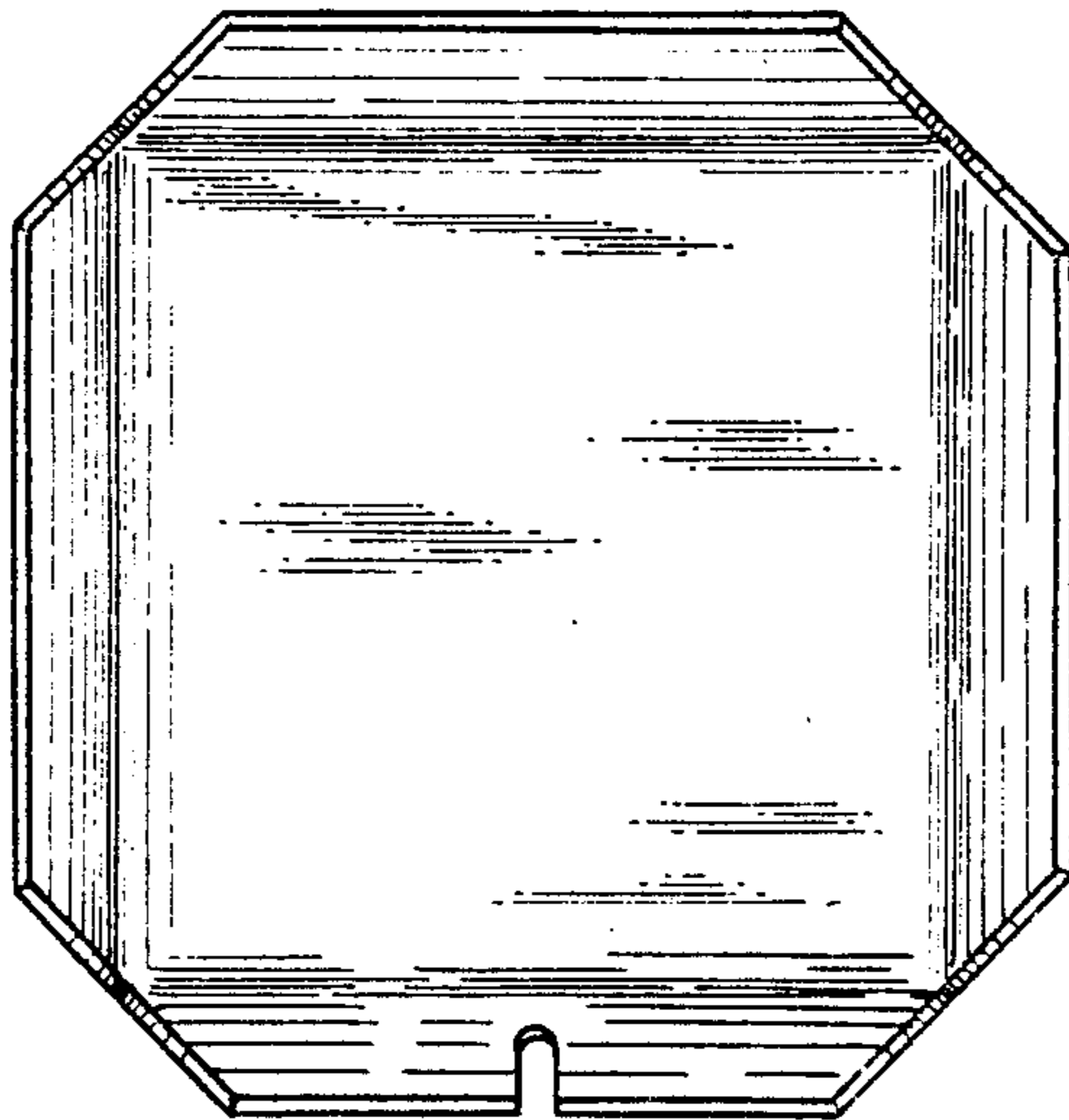


FIG. 1




FIG. 4




FIG. 5

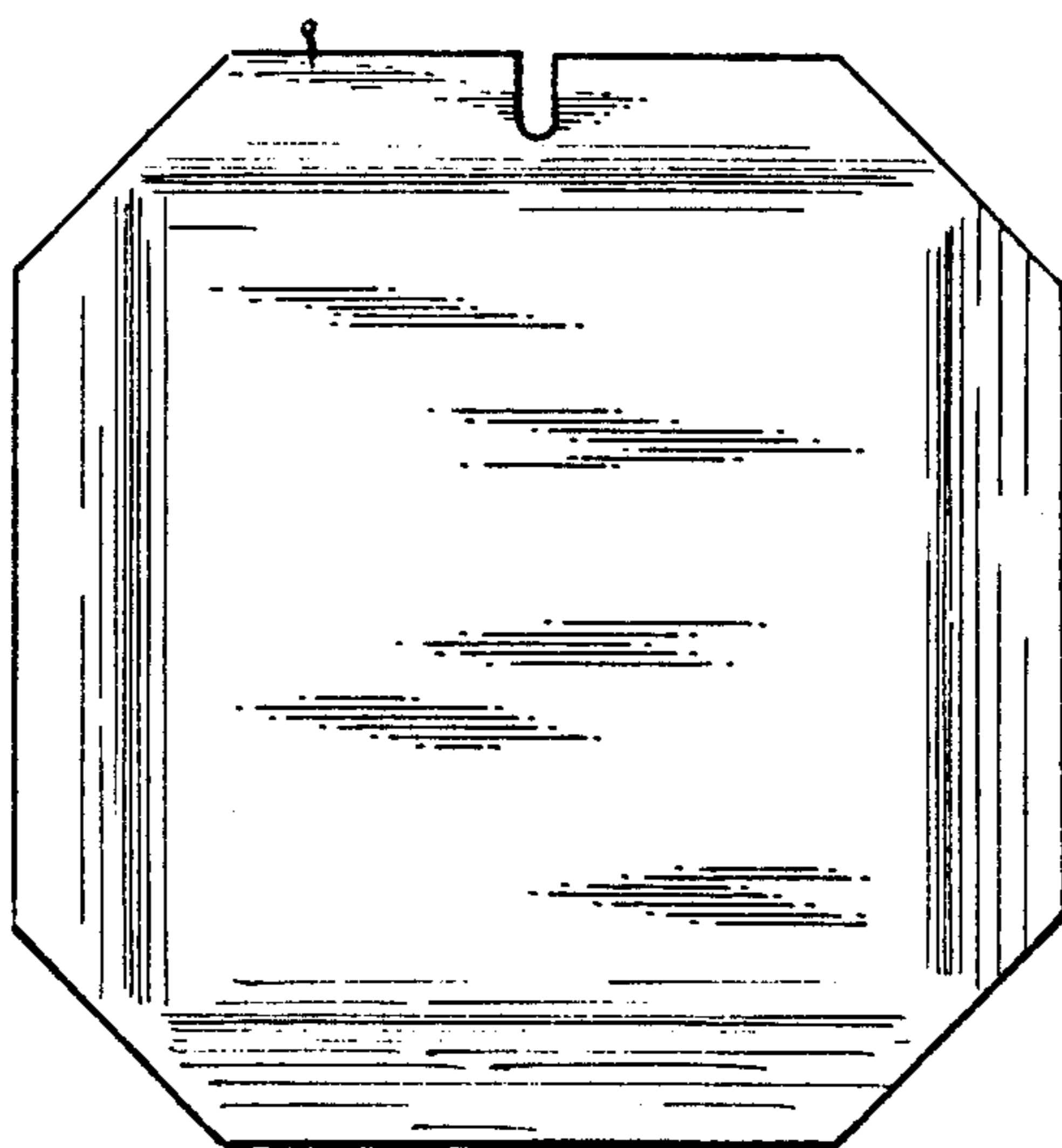


FIG. 6