

[54] BOAT WINDOW

[76] Inventor: Frank S. Beckerer, Jr., 40 Dock Rd., Milford, Conn. 06460

[\*\*] Term: 14 Years

[21] Appl. No.: 279,229

[22] Filed: Nov. 28, 1988

Related U.S. Application Data

[63] Continuation of Ser. No. 827,093, Feb. 7, 1986, abandoned.

[52] U.S. Cl. .... D12/317; D12/183

[58] Field of Search ..... D12/317, 183; 114/173, 114/177, 178; 296/145; 49/402, 485, 489; 160/92

References Cited

U.S. PATENT DOCUMENTS

D. 56,366	10/1920	Ledwinka .....	D12/183
D. 260,634	9/1981	Gates .....	D12/183
1,356,389	10/1920	Morse .....	296/145
1,723,466	8/1929	Campbell .....	296/145
3,779,198	12/1973	Gray .....	114/178
4,095,640	6/1978	Beckerer, Jr. ....	114/178
4,669,410	6/1987	Howell .....	114/173

FOREIGN PATENT DOCUMENTS

976112 4/1942 France ..... 114/177

OTHER PUBLICATIONS

Johnston Curtain Window, Model No. 44.

Primary Examiner—Wallace R. Burke

Assistant Examiner—Kay H. Chin

Attorney, Agent, or Firm—H. Gibner Lehmann; K.

Gibner Lehmann

[57] CLAIM

The ornamental design for a boat window, as shown and described.

DESCRIPTION

FIG. 1 is a front elevational view of a boat window showing my new design;


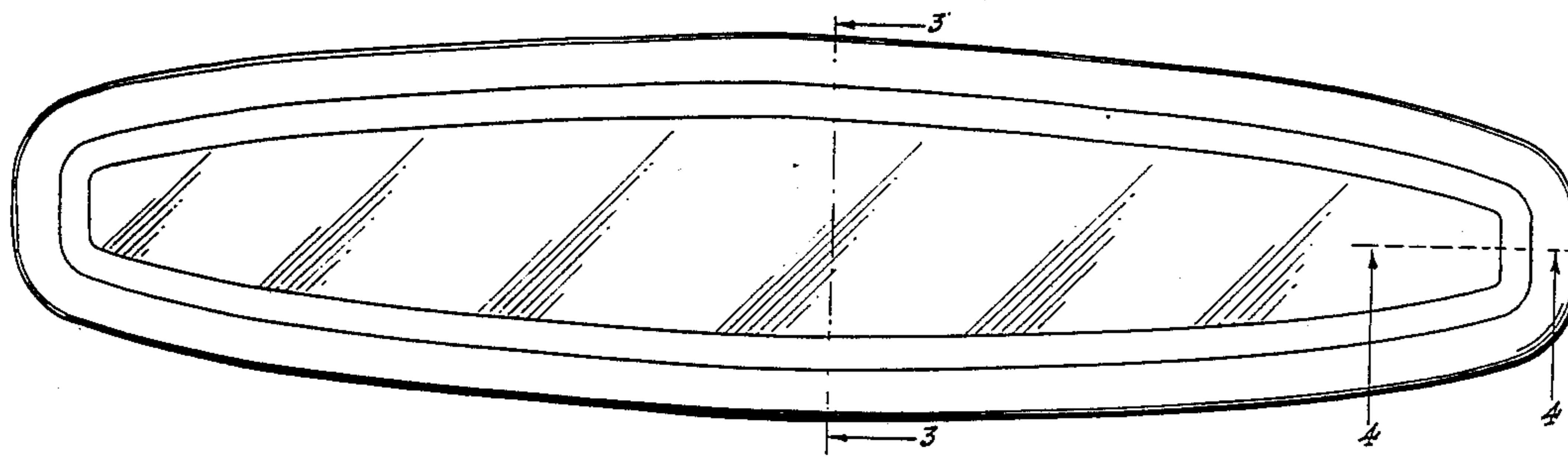
FIG. 2 is a rear elevational view thereof;



FIG. 3 is a cross sectional view thereof, taken on line 3—3 of FIG. 1;

FIG. 4 is a fragmentary sectional view thereof, taken on line 4—4 of FIG. 1;

FIG. 5 is a bottom plan view thereof, the top plan view being a mirror image of that shown; and

FIG. 6 is a left side elevational view thereof, the right side elevational view being a mirror image of that shown.





*Fig. 5*



*Fig. 4*



*Fig. 3*



*Fig. 6*

