

[54] SQUEEZE BOTTLE AND DISPENSING CAP

[75] Inventor: Scott W. Demarest, Racine County, Wis.

[73] Assignee: S. C. Johnson & Son, Inc., Racine, Wis.

[\*\*] Term: 14 Years

[21] Appl. No.: 906,130

[22] Filed: Sep. 11, 1986

[52] U.S. Cl. .... D9/377; D9/373; D9/375

[58] Field of Search ..... D9/373, 375, 377, 300, D9/337, 338, 366, 367, 359, 403-413, 435, 447, 449, 450, 444, 445; 215/1 R, 1 C; 222/212, 215, 546, 556, 536

[56] References Cited

U.S. PATENT DOCUMENTS

- D. 158,800 5/1950 Robb ..... D9/373
- D. 189,631 1/1961 Vanderhyde ..... D9/404
- D. 209,474 12/1967 Stern ..... D9/389

- D. 233,653 11/1974 Pardo ..... D9/300
- D. 284,548 7/1986 Rosen ..... D9/377
- 3,672,543 6/1972 Roper et al. .... 222/212
- 4,087,028 5/1978 Lang ..... 222/556
- 4,600,130 7/1986 Libit ..... 222/209


Primary Examiner—Melvin B. Feifer  
Assistant Examiner—Lucy Lieberman

[57] CLAIM

The ornamental design for a squeeze bottle and dispensing cap, as shown and described.

DESCRIPTION

FIG. 1 is a front elevational view of a squeeze bottle and dispensing cap showing my new design;  
 FIG. 2 is an elevational view of the left side of my squeeze bottle and dispensing cap, the right side being a mirror image;  
 FIG. 3 is a rear elevational view of my squeeze bottle and dispensing cap;  
 FIG. 4 is a top plan view of my squeeze bottle and dispensing cap; and  
 FIG. 5 is a bottom plan view of my squeeze bottle and dispensing cap.



U.S. Patent

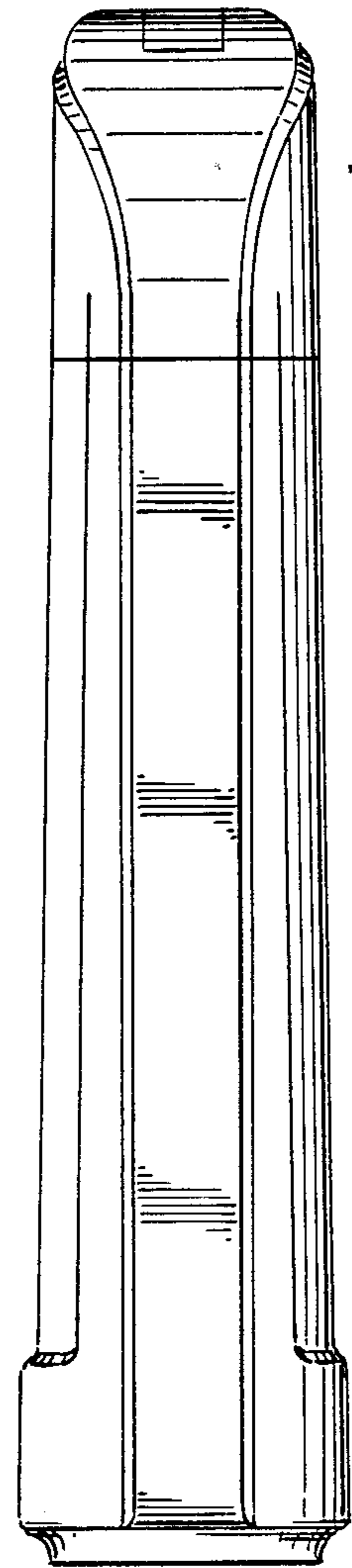

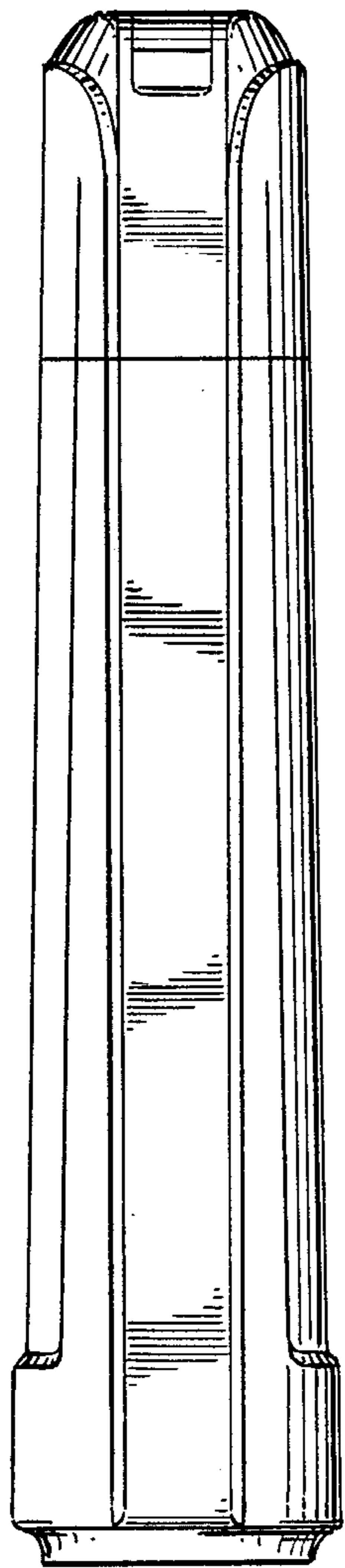
Nov. 14, 1989

D304,550

*FIG. 1*

*FIG. 2*

*FIG. 3*



*FIG. 4*

*FIG. 5*

