

[54] COMBINED EARRING STAND AND MIRROR

[76] Inventor: Terry A. Campbell, 1695 Pearson Avenue, Prince George, British Columbia, Canada, V2L 4M7

[**] Term: 14 Years

[21] Appl. No.: 37,445

[22] Filed: Apr. 13, 1987

[52] U.S. Cl. D6/469; D6/397

[58] Field of Search D6/397, 303, 309, 310, D6/312, 467, 468, 469, 450, 553; D19/34.3; D10/46.1; 211/13, 40, 60.1

[56] References Cited

U.S. PATENT DOCUMENTS

- D. 210,921 4/1968 Downs D6/450
- D. 239,997 5/1976 Burin et al. D6/303
- D. 242,670 12/1976 Northup D6/450

- D. 248,801 8/1978 Tafoya D6/468
- D. 249,603 9/1978 DiBartolo D6/469
- D. 252,899 9/1979 Campbell D6/469
- D. 261,463 10/1981 Martin D6/303
- 4,671,415 6/1987 Manhart 211/13

Primary Examiner—Carmen H. Vales-Lado
Attorney, Agent, or Firm—Fetherstonhaugh & Co.

[57] CLAIM

The ornamental design for a combined earring stand with mirror, as shown and described.

DESCRIPTION

FIG. 1 is a front elevational view of a combined earring stand and mirror showing my new design;
 FIG. 2 is a left side elevational view as seen when in use;
 FIG. 3 is a right side elevational view as seen when in use;
 FIG. 4 is a top plan view thereof;
 FIG. 5 is a rear elevational view thereof; and
 FIG. 6 is a bottom plan view thereof.

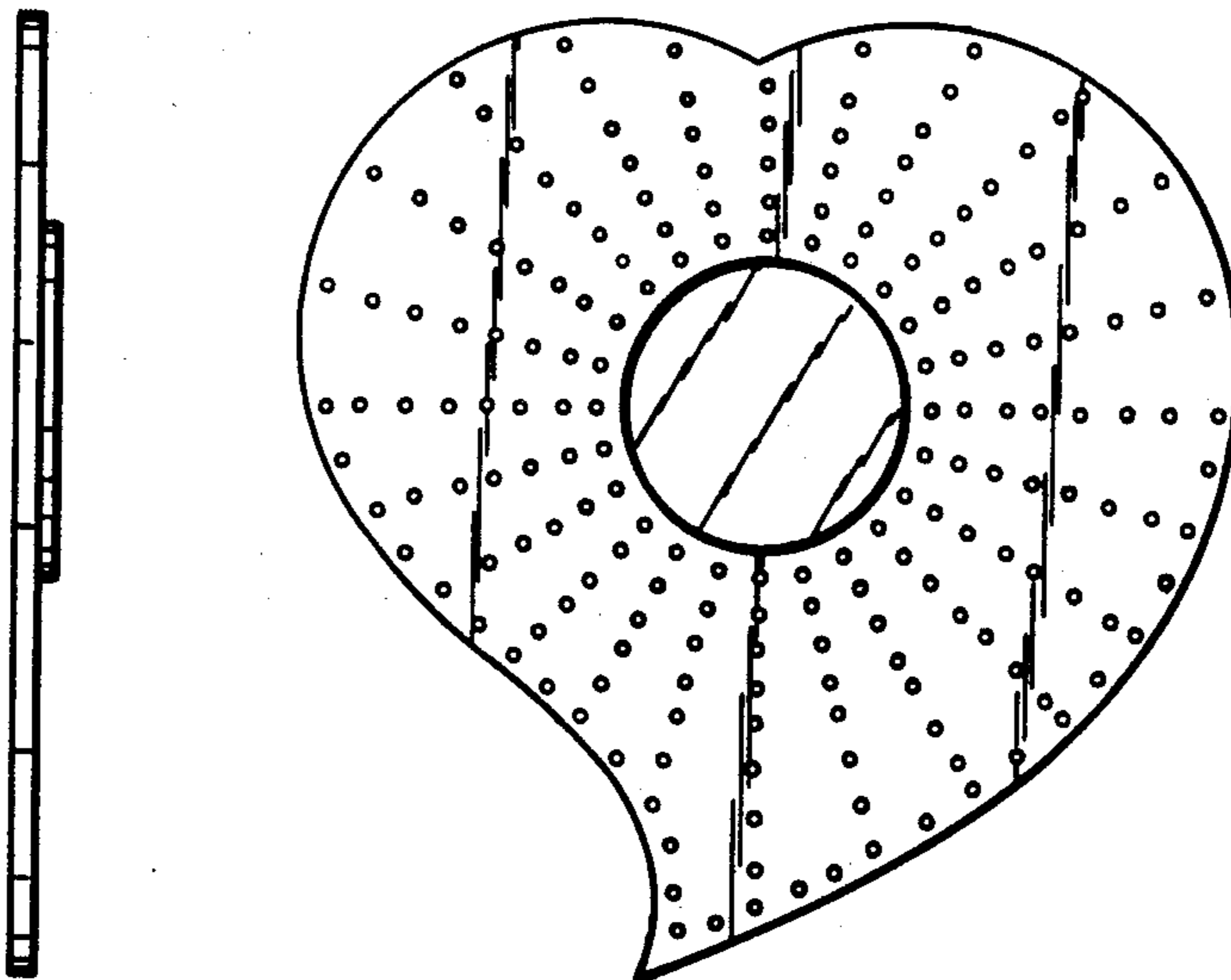


Fig. 2.



Fig. 1.

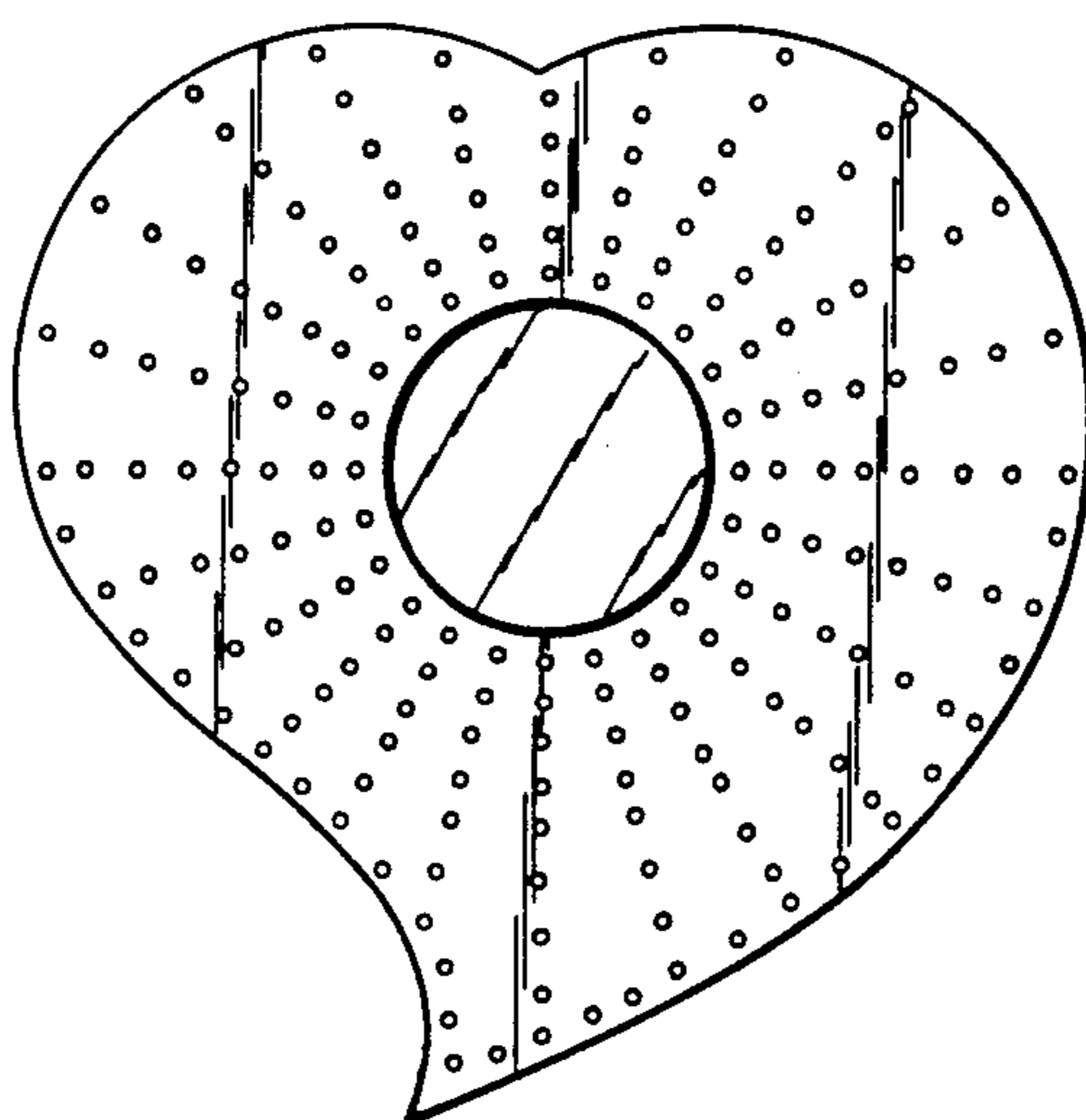


Fig. 3.



Fig. 4.



Fig. 5.

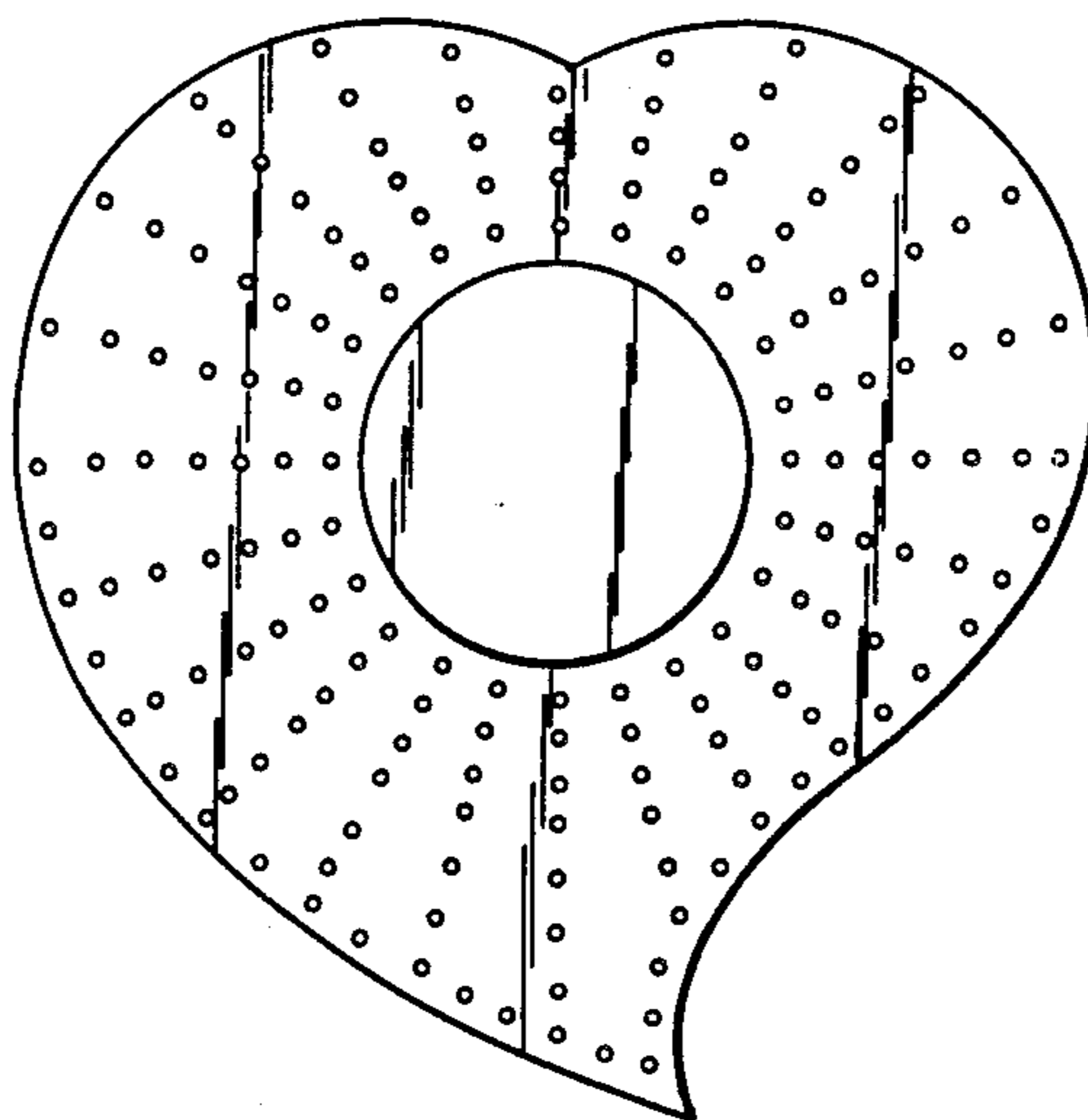


Fig. 6.

