

[54] DUSTING AND WAXING DEVICE

[76] Inventor: Carmen V. Loffredo, 29291 Rhona Dr., Laguna Niguel, Calif. 92656

[\*\*] Term: 14 Years

[21] Appl. No.: 47,702

[22] Filed: May 6, 1987

[52] U.S. Cl. .... D32/40; D4/137

[58] Field of Search ..... D32/35, 40; D4/137; 15/118, 209 R, 209 C, 209 D, 235.4, 244.1, 244.4, 220 R

[56] References Cited

U.S. PATENT DOCUMENTS

139,383	5/1873	Goodsell .....	15/235.4
1,627,410	5/1927	Rowley .....	15/235.4
1,642,416	9/1927	Freni .....	15/235.4
1,761,109	6/1930	Dietz .....	15/235.4

FOREIGN PATENT DOCUMENTS

285203 6/1915 Fed. Rep. of Germany .... 15/209 R

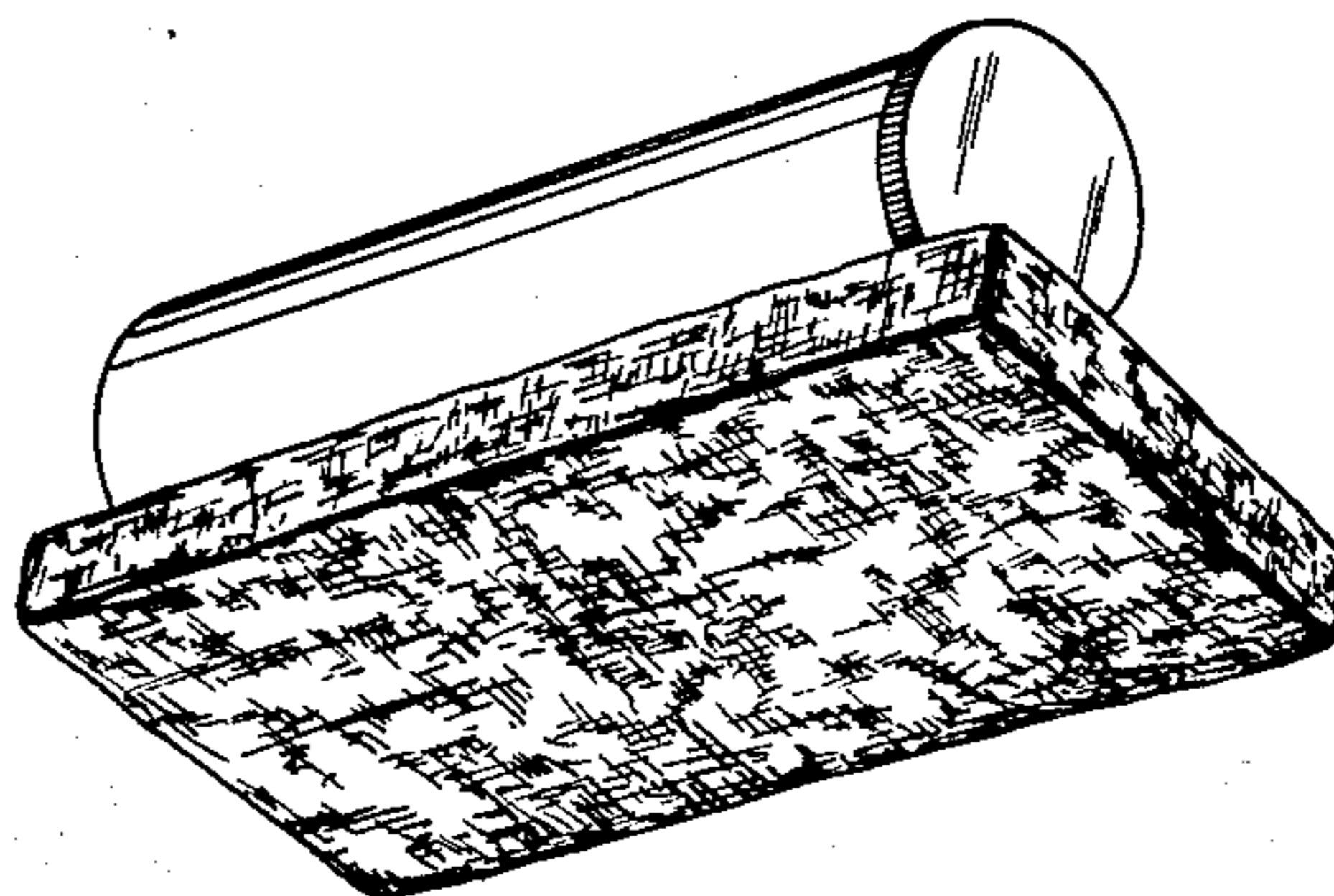

Primary Examiner—Wallace R. Burke  
Assistant Examiner—Lavone D. Tabor  
Attorney, Agent, or Firm—Stetina and Brunda

[57] CLAIM

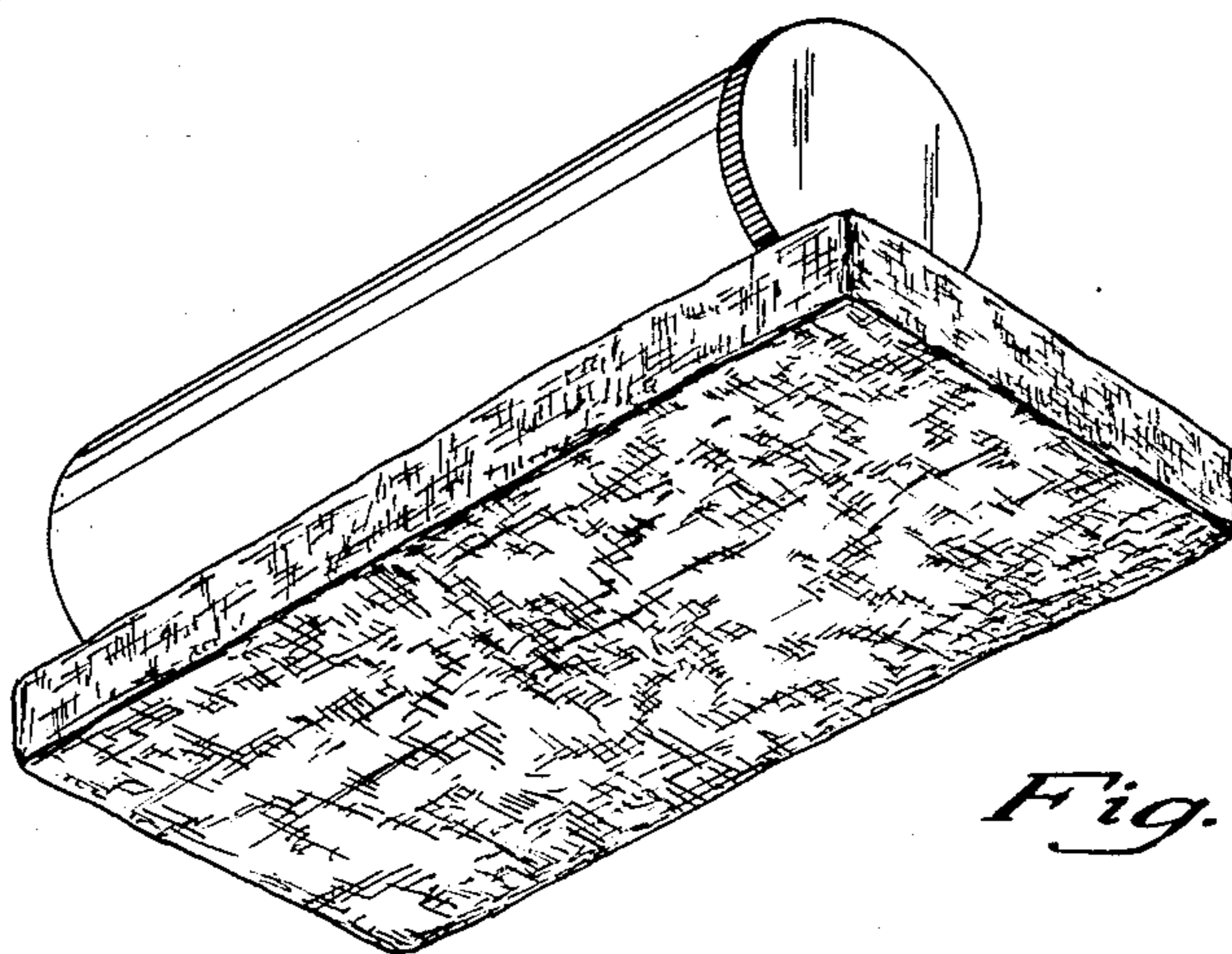

The ornamental design for a dusting and waxing device, as shown and described.

DESCRIPTION

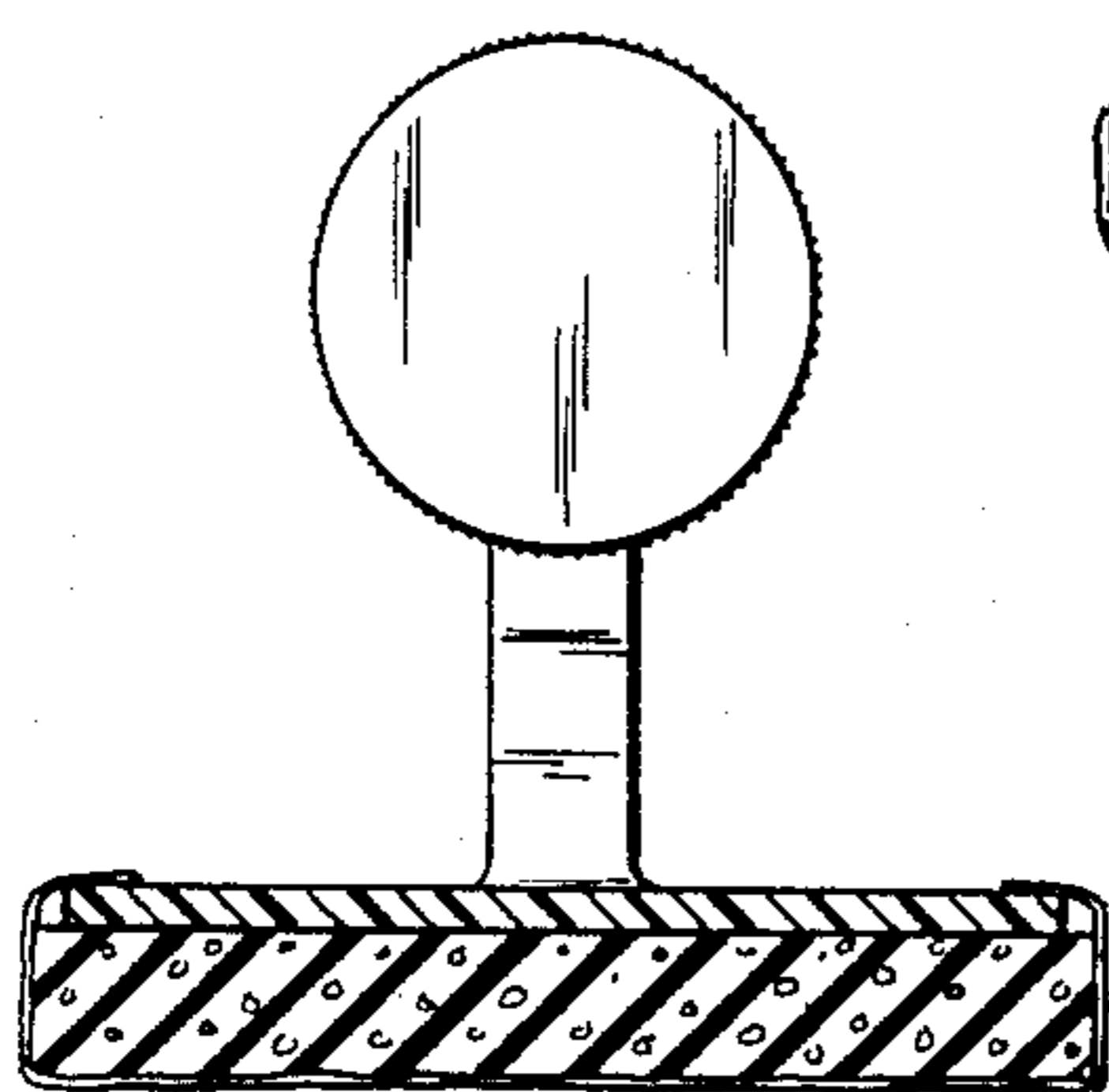
FIG. 1 is a perspective view as seen from the top and front of a dusting and waxing device showing my new design;  
FIG. 2 is a perspective view as seen from the bottom and rear thereof.  
FIG. 3 is a side elevational view thereof; and  
FIG. 4 is a cross-sectional view taken along lines 4—4 of FIG. 3.  
The crossline pattern indicated throughout the surface of the pad-like element in FIGS. 1, 2 and 4 represent a conventional fabric.



*Fig. 1*



*Fig. 2*



*Fig. 4*

*Fig. 3*

