

[54] COMBINED DESK STAND

[75] Inventor: Siegfried Hölterscheidt, Hückelhoven, Fed. Rep. of Germany

[73] Assignee: Walter Henkels GmbH, Ratheim, Fed. Rep. of Germany

[\*\*] Term: 14 Years

[21] Appl. No.: 851,402

[22] Filed: Apr. 10, 1986

[30] Foreign Application Priority Data

Jan. 6, 1986 [DE] Fed. Rep. of Germany ..... MR168

[52] U.S. Cl. .... D19/77; D19/75; D19/95

[58] Field of Search ..... D19/65, 75, 77, 78, D19/95, 81, 84; 206/214

[56] References Cited

U.S. PATENT DOCUMENTS

- D. 245,783 9/1977 Fieni ..... D19/75
- D. 252,935 9/1979 Henkels ..... D19/77

- D. 259,794 7/1981 Henkels ..... D19/75
- D. 279,015 5/1985 Henkels ..... D19/78

Primary Examiner—Bruce W. Dunkins  
Assistant Examiner—Martha Thompson  
Attorney, Agent, or Firm—Diller, Ramik & Wight

[57] CLAIM

The ornamental design for a combined desk stand, as shown and described.

DESCRIPTION

FIG. 1 is a perspective view of a combined desk stand, with the tray cover in a closed position, showing my new design;

FIG. 2 is a perspective view with the tray cover in an open position;

FIG. 3 is a top plan view with respect to FIG. 1;

FIG. 4 is a front elevational view, the opposite side being a mirror image thereof;

FIG. 5 is a left side elevational view, the opposite side being a mirror image thereof; and

FIG. 6 is a bottom plan view thereof.

The pen depicted by means of broken lines in FIGS. 1 and 2 has been shown for illustrative purposes only.

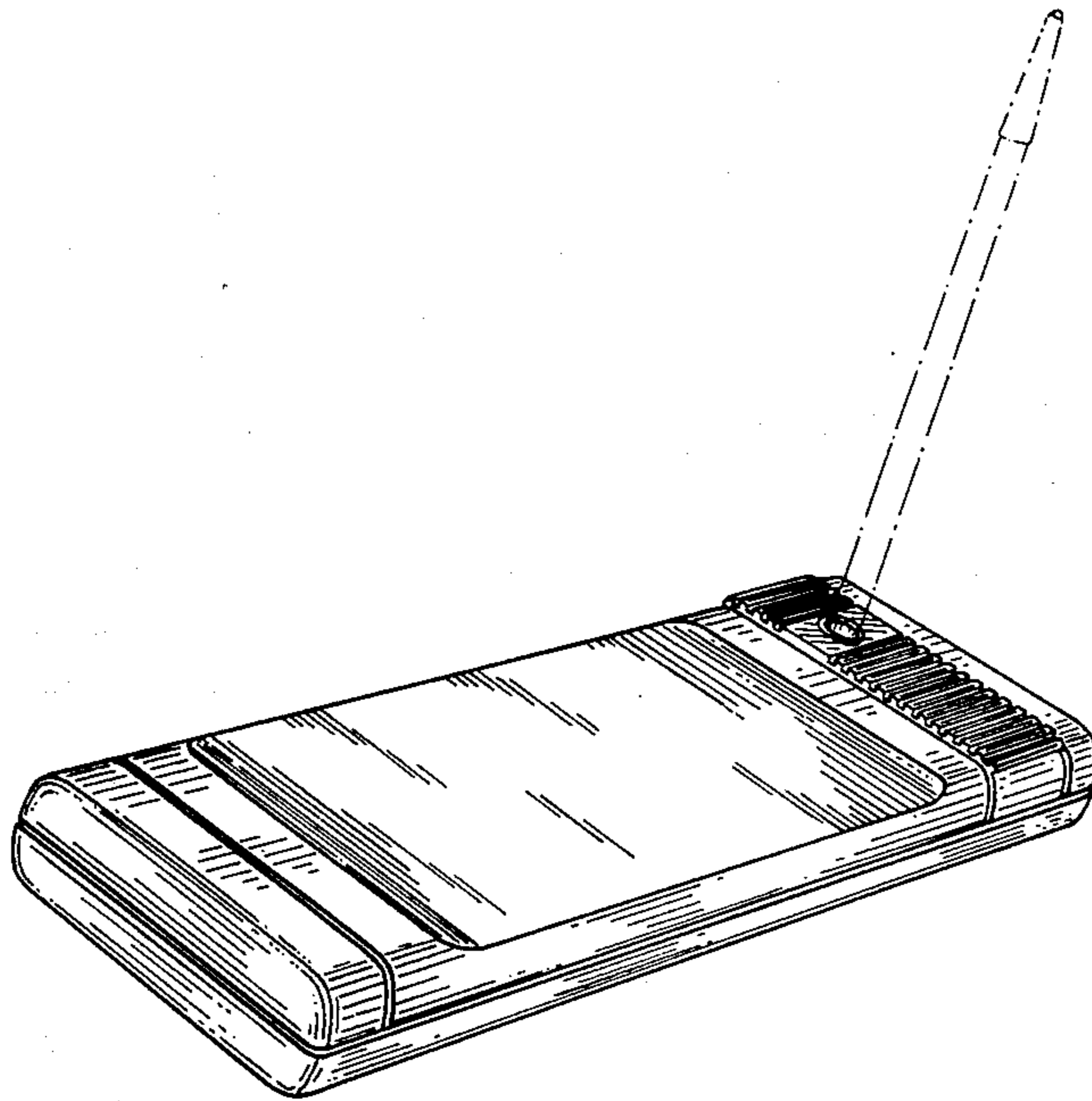


FIG. 1

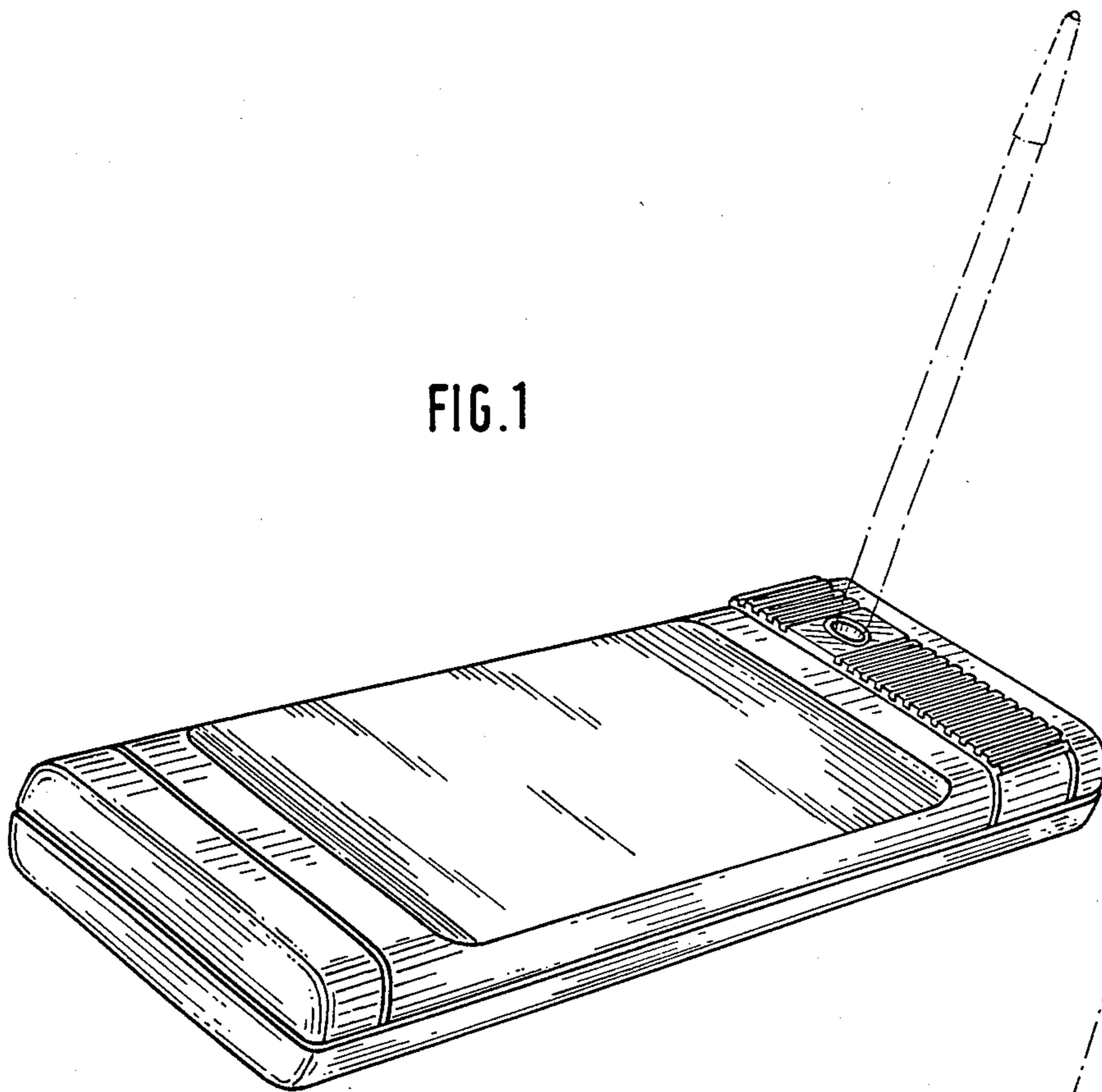


FIG. 2

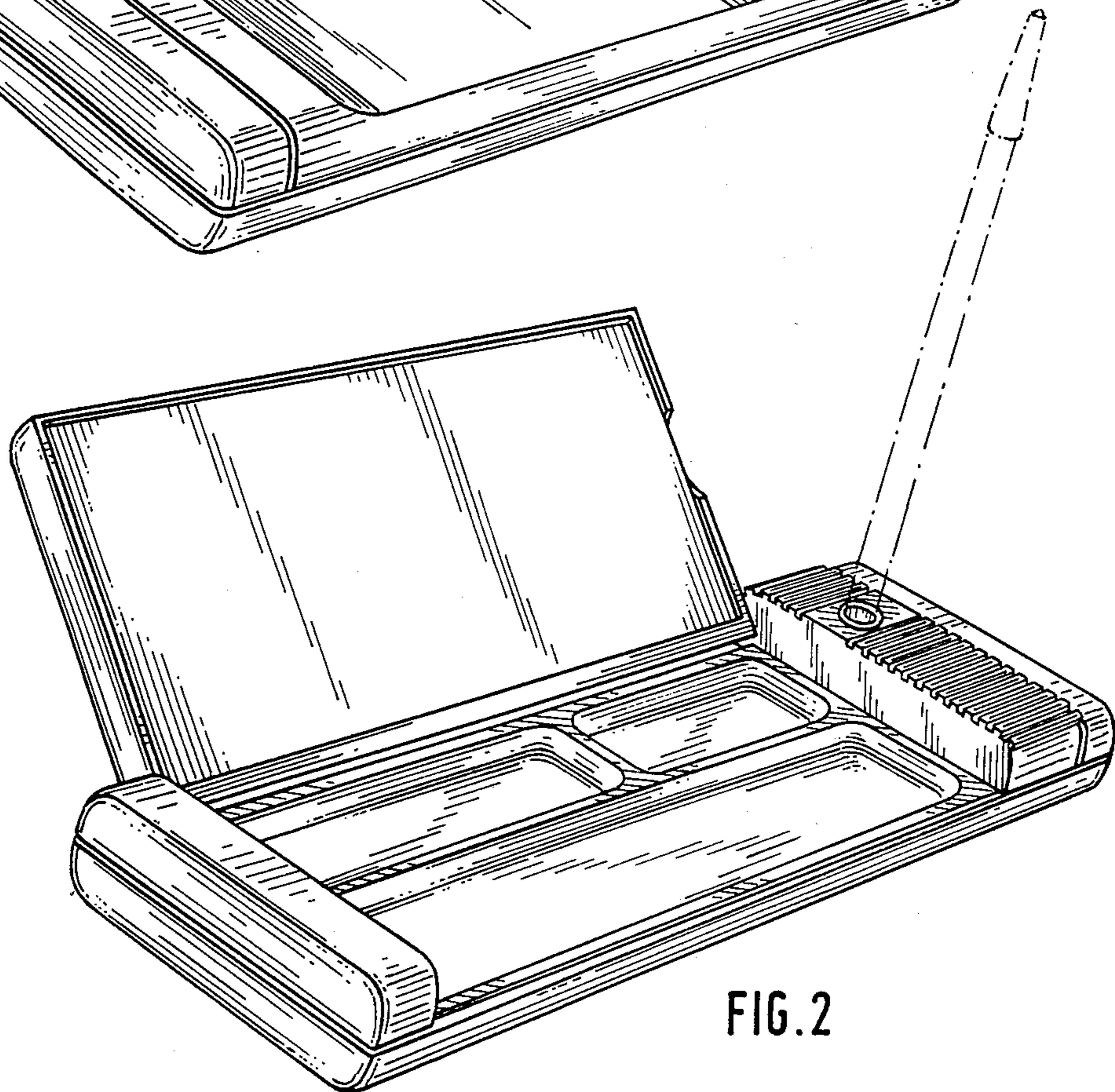


FIG. 3

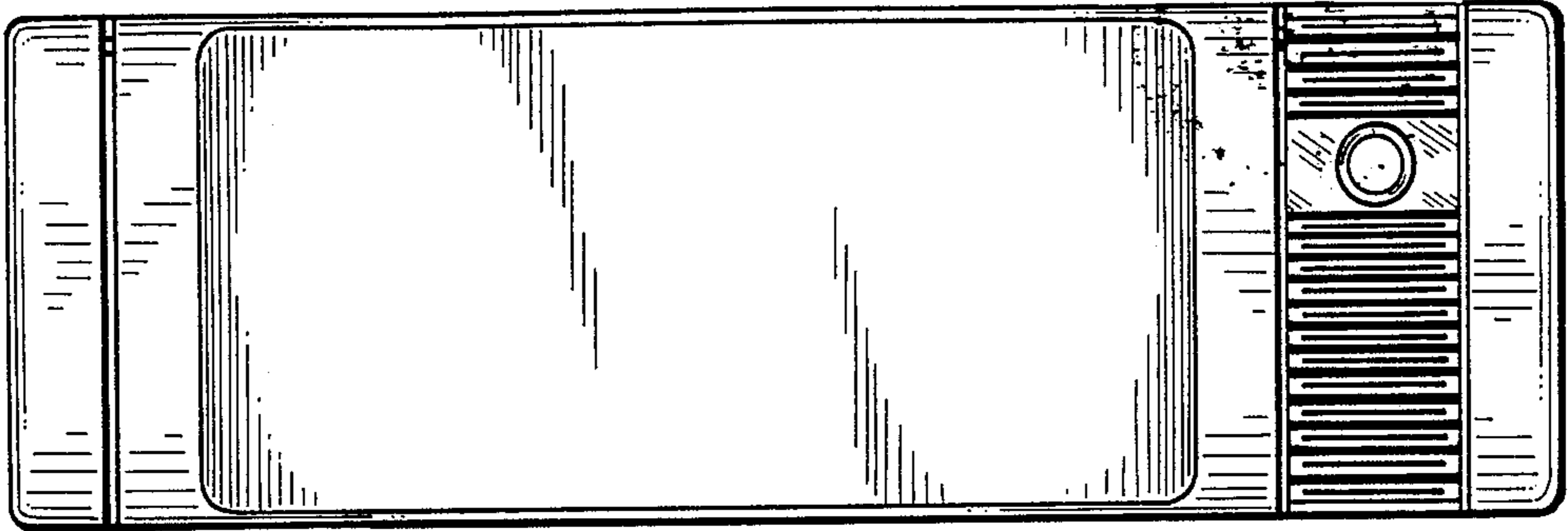


FIG. 4




FIG. 5





FIG. 6