

[54] LIGHT CONTROL

[75] Inventor: Kenneth R. Fenne, Glen Ellyn, Ill.

[73] Assignee: Pittway Corporation, Northbrook, Ill.

[**] Term: 14 Years

[21] Appl. No.: 151,264

[22] Filed: Feb. 2, 1988

[52] U.S. Cl. D13/32; D8/350; D8/353

[58] Field of Search D13/25; 174/53-56, 174/58, 66-67; 340/392-393; 200/293-294, 297, 302.1-302.2, 304-305, 310, 313-314, 317, 333, 340, DIG. 25, 159 R, 160; 307/117, 157; 337/298, 300, 327, 332, 398; 362/802

[56] References Cited

U.S. PATENT DOCUMENTS

D. 188,792	9/1960	Robbins	D8/353
D. 189,452	12/1960	Bellek	220/242
D. 268,835	5/1983	Pennington	D13/32
3,204,807	9/1965	Ramsing	220/242

3,252,611	5/1966	Weitzman et al.	220/242
4,476,554	10/1984	Smith	D13/32

OTHER PUBLICATIONS

Transamerica Delaval, Sensors & Controls Cat., 1986 inside back cover, "Passive Infrared Sensor".

Primary Examiner—Bruce W. Dunkins
Assistant Examiner—Ruth Takemoto
Attorney, Agent, or Firm—Dressler, Goldsmith, Shore, Sutker & Milnamow, Ltd.

[57] CLAIM

The ornamental design for the light control, as shown and described.

DESCRIPTION

FIG. 1 is a front elevational view of a light control showing my new design;
FIG. 2 is a bottom plan view thereof;
FIG. 3 is a top plan view thereof;
FIG. 4 is a rear elevational view thereof;
FIG. 5 is a side elevational view thereof, the opposite side being a mirror image; and
FIG. 6 is a front elevational view thereof.




FIG. 1

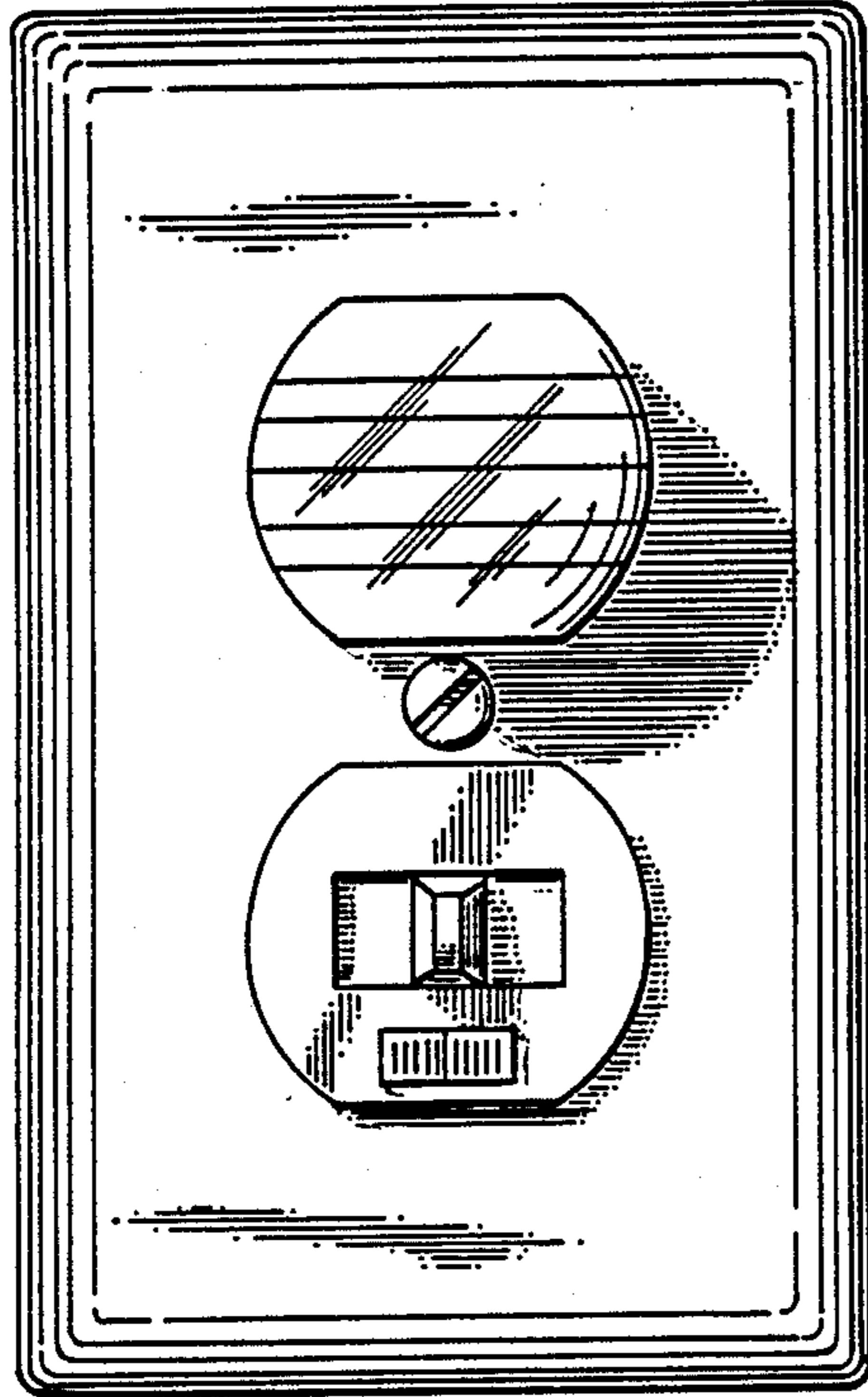


FIG. 2




FIG. 4

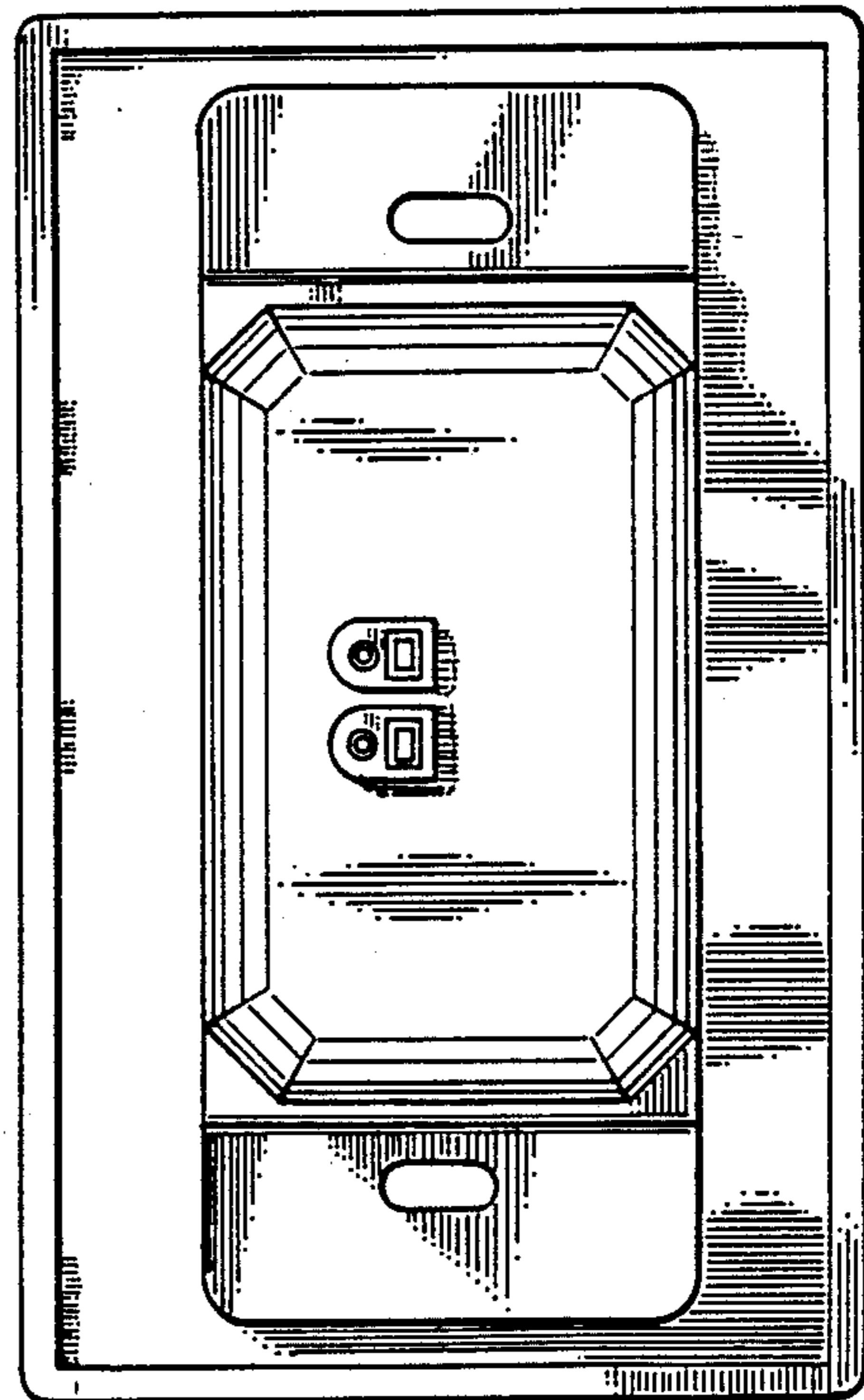


FIG. 3




FIG. 5

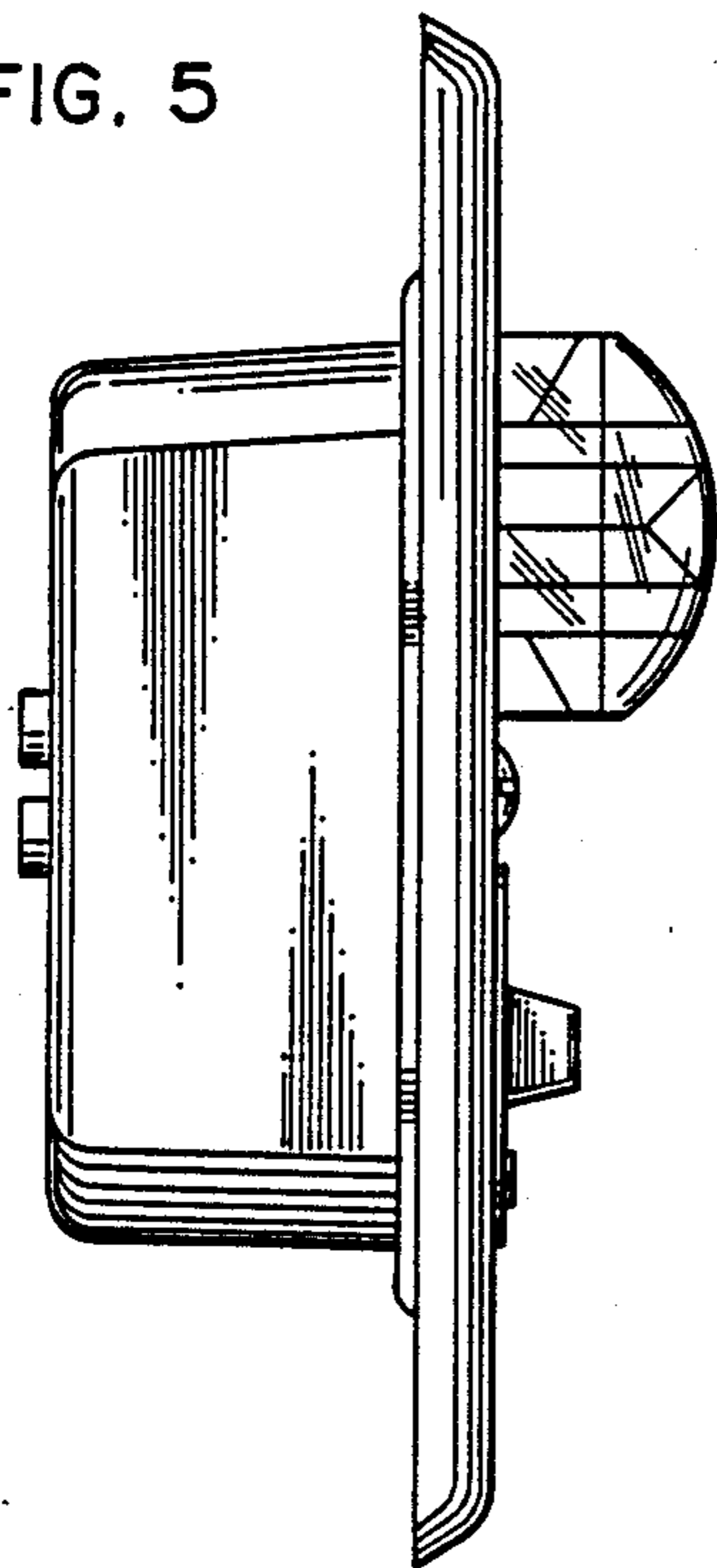


FIG. 6

