

United States Patent [19]

Hirschhorn

[11] Patent Number: **Des. 304,429**

[45] Date of Patent: **** Nov. 7, 1989**

[54] **WATCH FACE**

[75] Inventor: **Martin Hirschhorn, Holmdel, N.J.**

[73] Assignee: **Time in Motion, Inc., Freehold, N.J.**

[**] Term: **14 Years**

[21] Appl. No.: **923,686**

[22] Filed: **Oct. 27, 1986**

[52] U.S. Cl. **D10/126; D10/6; D10/33**

[58] Field of Search **D10/33, 6, 122-126, D10/22-23; D14/199, 203; 368/223, 228, 232, 238, 276-277, 280-282, 285**

[56] **References Cited**

U.S. PATENT DOCUMENTS

- D. 146,199 1/1947 Strauss D14/203
- D. 186,180 9/1959 Diamond D10/39
- D. 190,875 7/1961 Kursh D10/22
- D. 198,095 4/1964 Champlin D10/22

- D. 234,158 1/1975 McQuarrie D14/199
- D. 244,358 5/1977 Neal D10/22

OTHER PUBLICATIONS

Gifts & Decorative Accessories—12/79—p. 317—“Record”, Clock at middle.

Jeweler's Circular-Keystone—4/71—p. 47—Watch at top-left.

Primary Examiner—Nelson C. Holtje
Attorney, Agent, or Firm—Lerner, David, Littenberg, Krumholz & Mentlik

[57] **CLAIM**

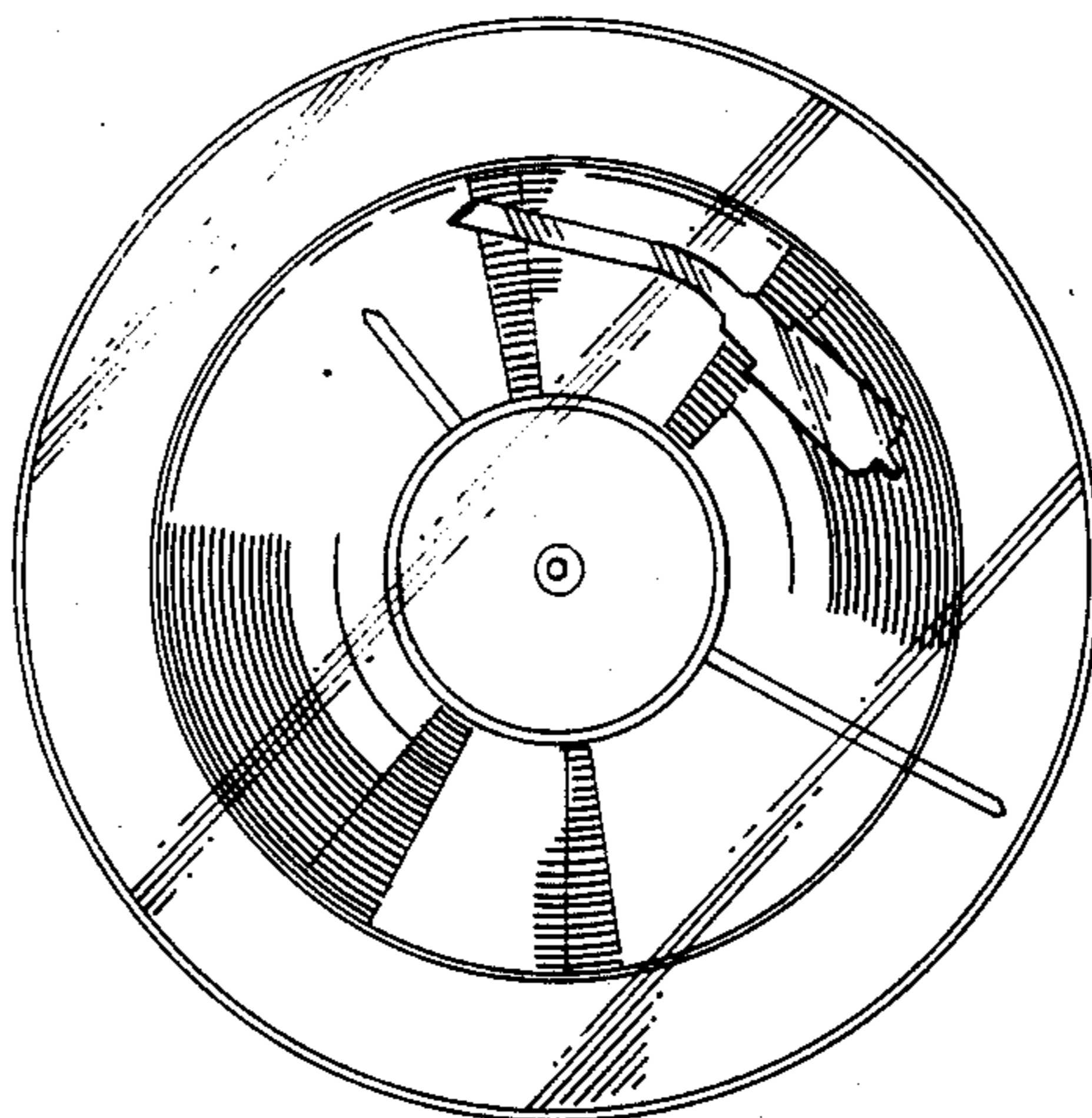
The ornamental design for a watch face, as shown and described.

DESCRIPTION

FIG. 1 is a top plan view of a watch face showing my new design;

FIG. 2 is a bottom plan view thereof;

FIG. 3 is a typical side elevational view thereof.



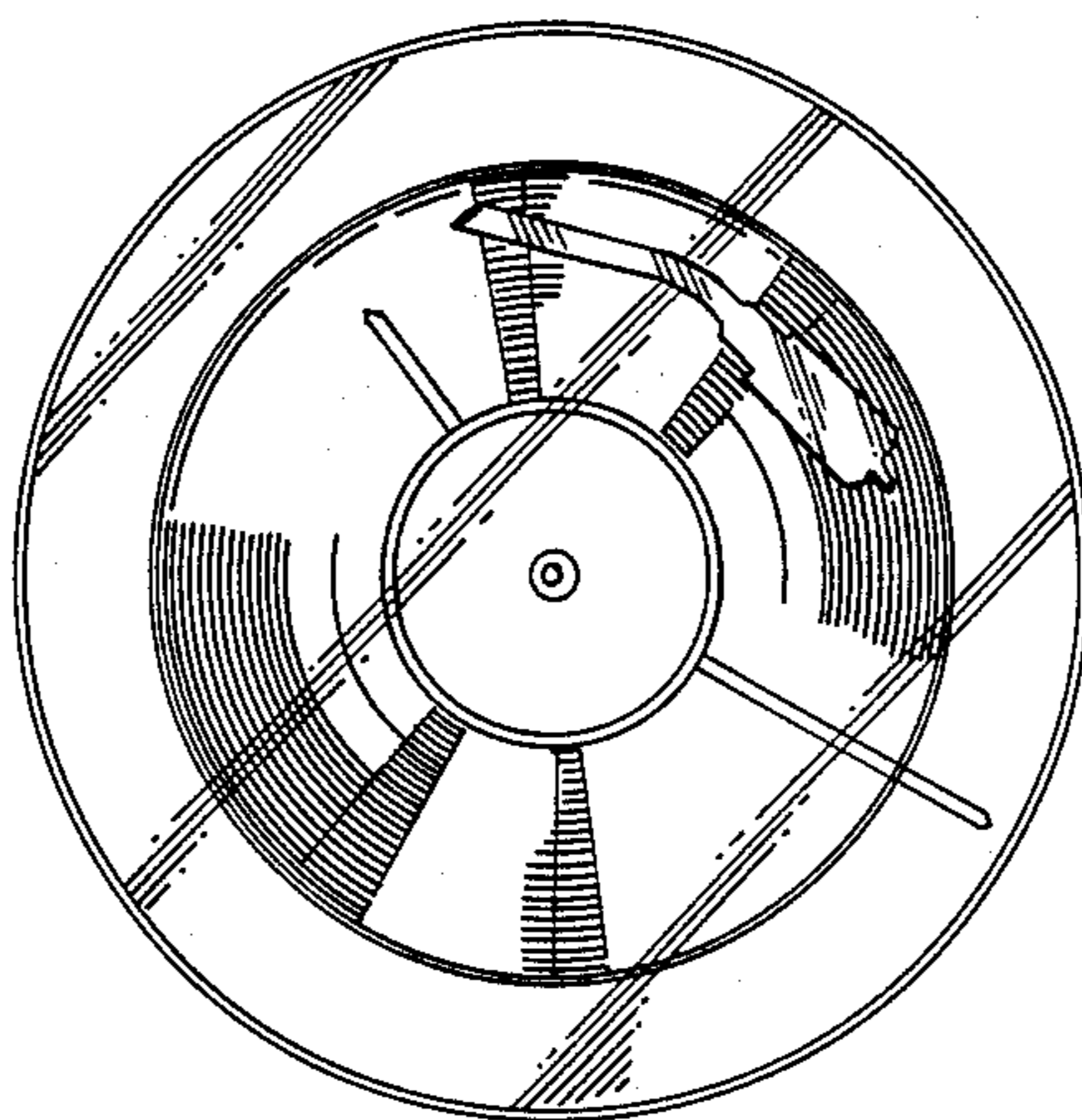


FIG. 1

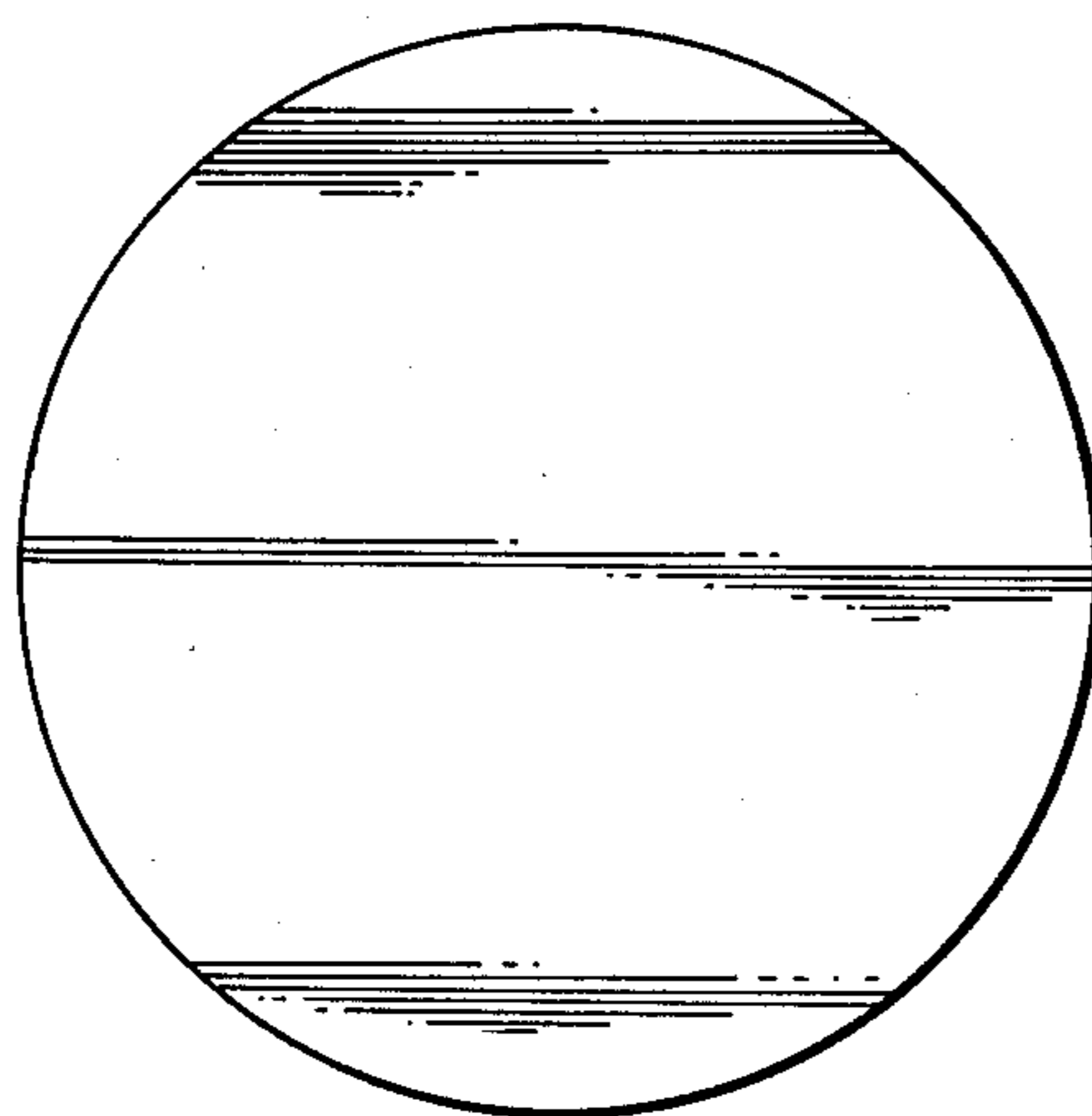


FIG. 2



FIG. 3