

[54] **HANDLE FOR KITCHEN UTENSIL**

[75] Inventors: **Jane Ancona; Bruce Ancona**, both of New York, N.Y.

[73] Assignee: **M. Kamenstein, Inc.**, White Plains, N.Y.

[\*\*] Term: **14 Years**

[21] Appl. No.: **290,084**

[22] Filed: **Dec. 22, 1988**

[52] U.S. Cl. .... **D7/152; D7/147; D7/151; D7/395; D8/107**

[58] Field of Search ..... **D7/99-104, D7/106, 138, 140, 142, 147-152, 361, 393, 395; D8/DIG. 4, 98, 107; 16/110 R, 110 A; 30/340, 342, 343, 344**

[56] **References Cited**

**U.S. PATENT DOCUMENTS**

- D. 177,623 5/1956 Hvale ..... D8/DIG. 4
- D. 207,237 3/1967 Ressler ..... D7/395
- D. 237,133 10/1975 Cyren ..... D7/361
- D. 284,540 7/1986 Baumgarten ..... D7/393
- D. 284,634 7/1986 Sumikama ..... D7/395
- 4,046,109 9/1977 Miller et al. .... D7/106 X

**OTHER PUBLICATIONS**

*Hong Kong Enterprise*, 11/1987, p. 152, bottom half of page, various kitchen utensils with the same handle, Keysun Industrial Co., Ltd., Hong Kong.

*Primary Examiner*—Winifred E. Herrmann

*Assistant Examiner*—John Warchol

*Attorney, Agent, or Firm*—Henry R. Lerner

[57] **CLAIM**

The ornamental design for a handle for kitchen utensil, as shown and described.

**DESCRIPTION**

FIG. 1 is a top front perspective view of a handle for a kitchen utensil showing our new design;

FIG. 2 is a top plan view thereof;

FIG. 3 is a side elevational view thereof;

FIG. 4 is a rear elevational view thereof;

FIG. 5 is a bottom plan view thereof; and

FIG. 6 is a view similar to FIG. 1, the broken line showing of a vegetable peeler carried by the handle is for environmental purposes only and forms no part of the claimed design;

The characteristic feature of the design resides in the square aperture in the handle at one end with a matching square recess on both sides at the opposite end.




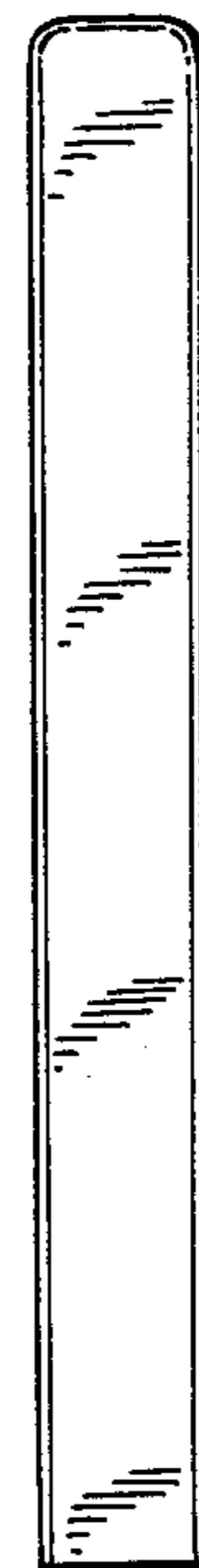


FIG. 1

FIG. 2



FIG. 3



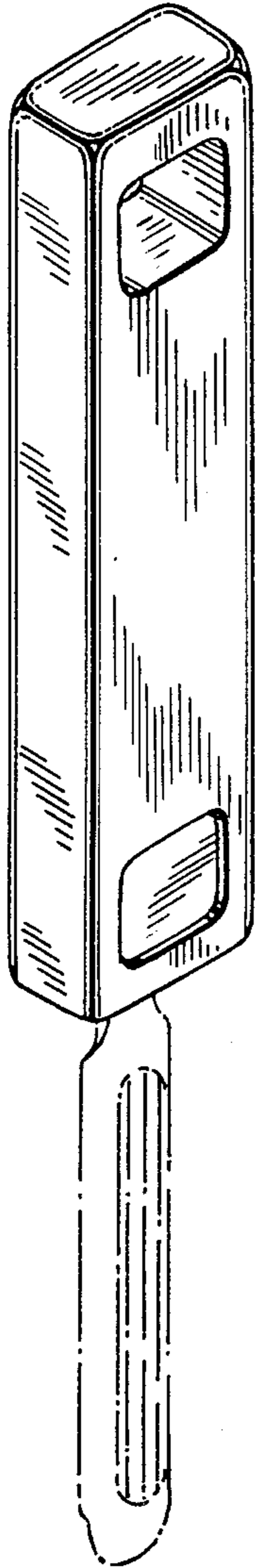


FIG. 6




FIG. 4




FIG. 5