

# United States Patent [19]

Brunell

[11] Patent Number: **Des. 304,391**

[45] Date of Patent: **\*\* Nov. 7, 1989**

[54] CARRYING CASE

[75] Inventor: **Daniel J. Brunell, Spotswood, N.J.**

[73] Assignee: **E.C. Leather Goods, Inc., Cranbury, N.J.**

[\*\*] Term: **14 Years**

[21] Appl. No.: **870,697**

[22] Filed: **Jun. 4, 1986**

[52] U.S. Cl. .... **D3/71**

[58] Field of Search ..... **D3/71, 76**

[56] **References Cited**

**U.S. PATENT DOCUMENTS**

D. 163,552 6/1951 Adams ..... D3/71  
D. 230,662 3/1974 Katz ..... D3/76 X  
D. 231,042 3/1974 Lee ..... D3/71  
D. 231,869 6/1974 Ohyama ..... D3/71  
D. 269,479 6/1983 Pelavin ..... D3/71  
D. 280,043 8/1985 Allen ..... D3/71 X

D. 280,264 8/1985 Lipsig ..... D3/71 X  
D. 284,425 7/1986 Allen ..... D3/71  
D. 285,748 9/1986 Feinberg et al. .... D3/71 X  
D. 288,033 2/1987 Lodico ..... D3/71

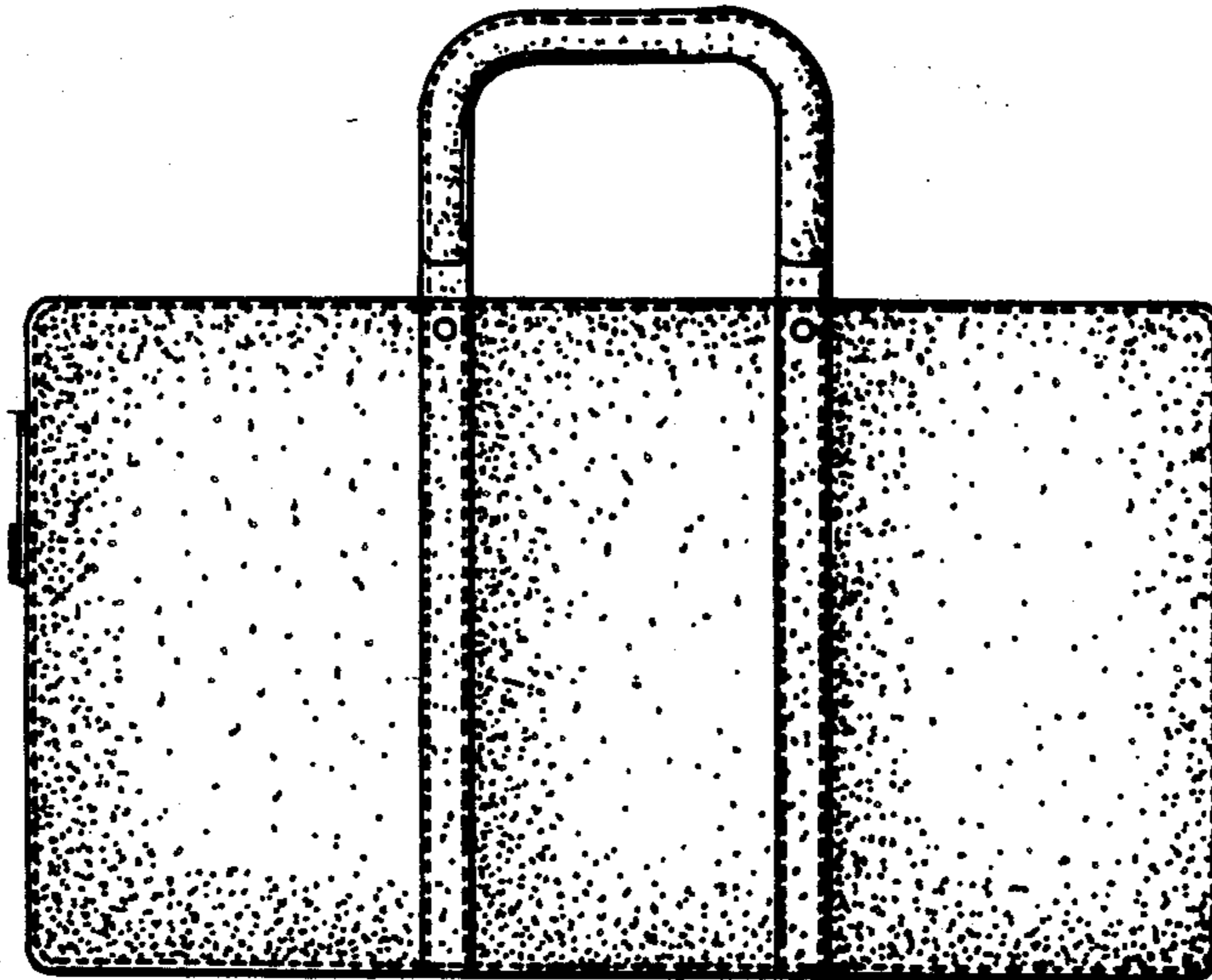
*Primary Examiner*—Bruce W. Dunkins  
*Assistant Examiner*—Yvonne Brunot  
*Attorney, Agent, or Firm*—Sperry, Zoda & Kane

[57] **CLAIM**

The ornamental design for a carrying case, as shown.

**DESCRIPTION**

FIG. 1 is a top plan view of a carrying case showing my new design;  
FIG. 2 is a side elevational view;  
FIG. 3 is an end elevational view taken from the left of FIG. 2;  
FIG. 4 is an end elevational view taken from the right of FIG. 2; and  
FIG. 5 is a bottom plan view thereof.  
The side of the carrying case not shown is a mirror image of the side shown in FIG. 2.



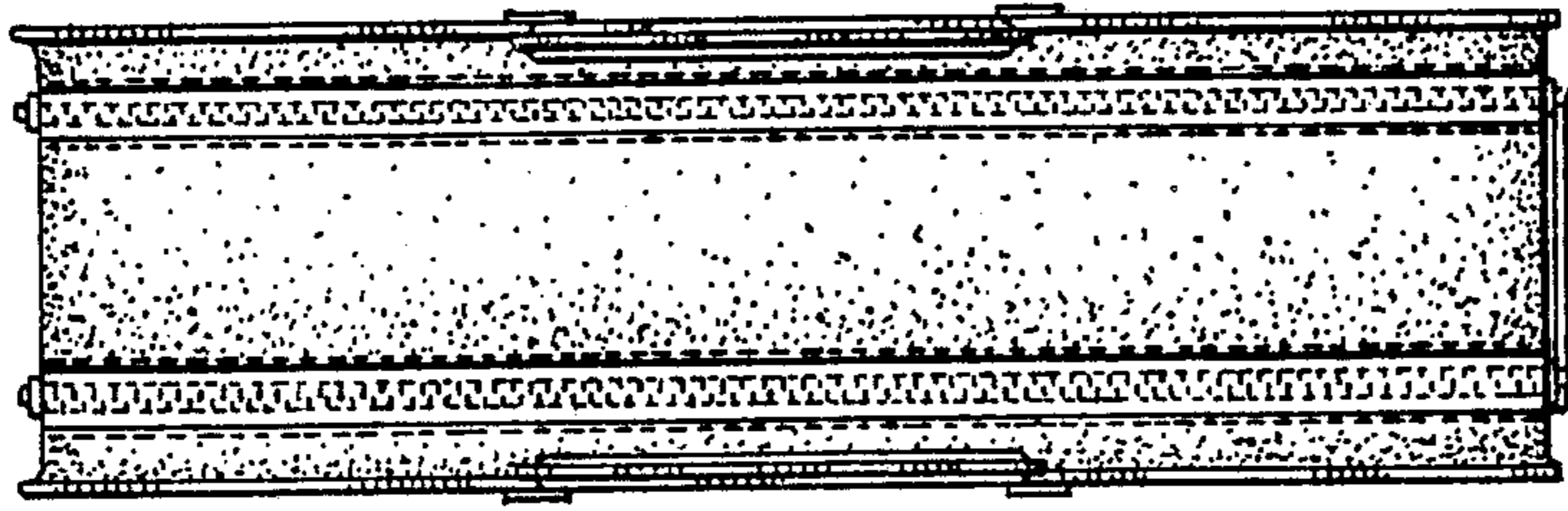


Fig. 1.

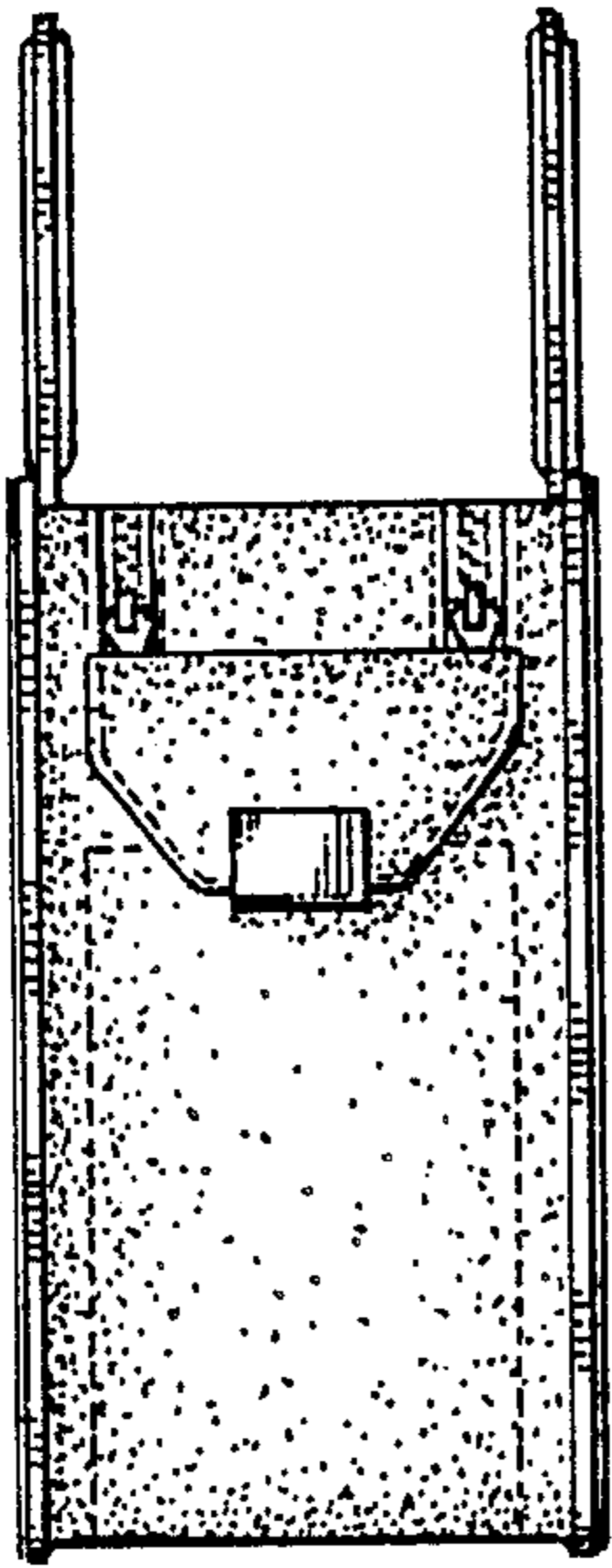


Fig. 3.

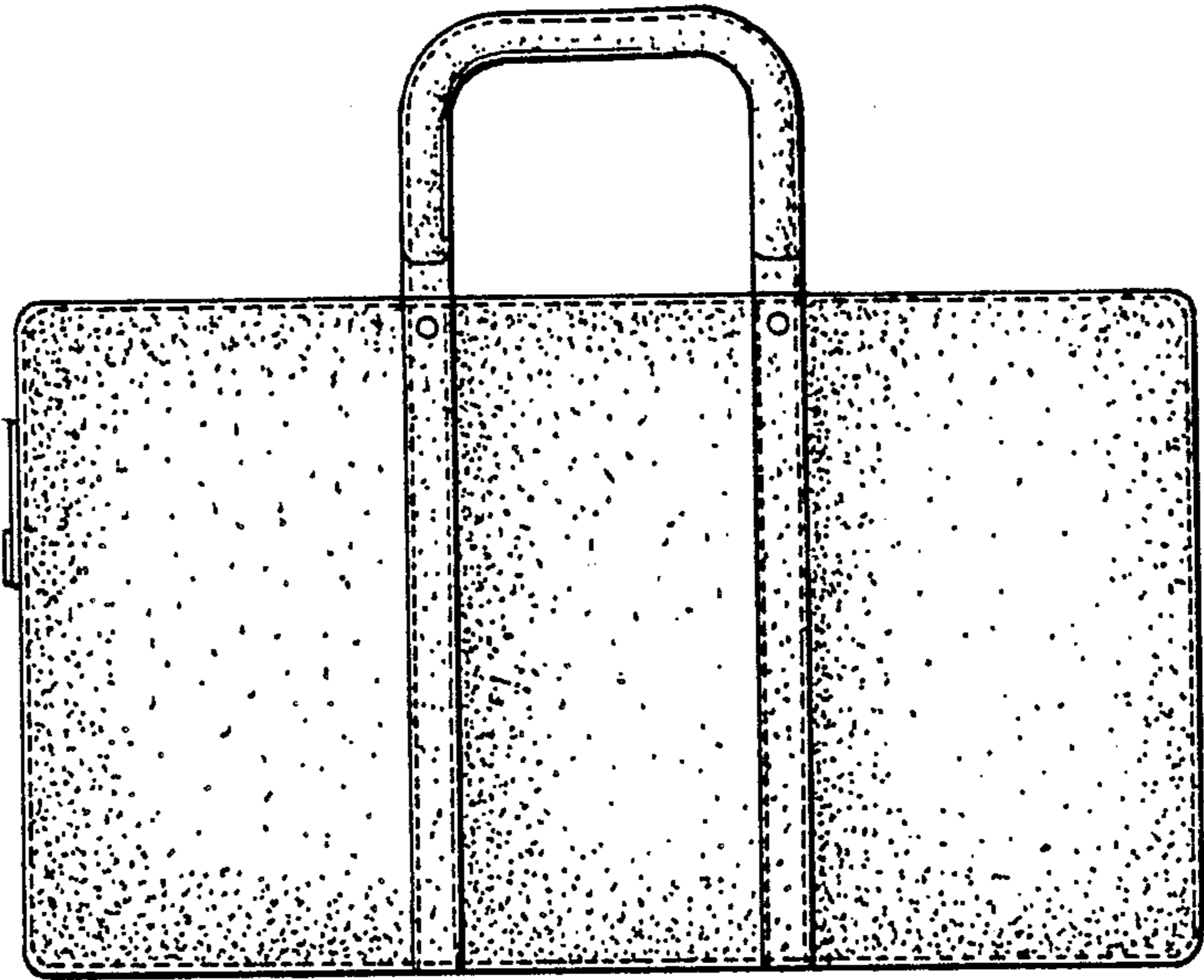


Fig. 2.



Fig. 5.

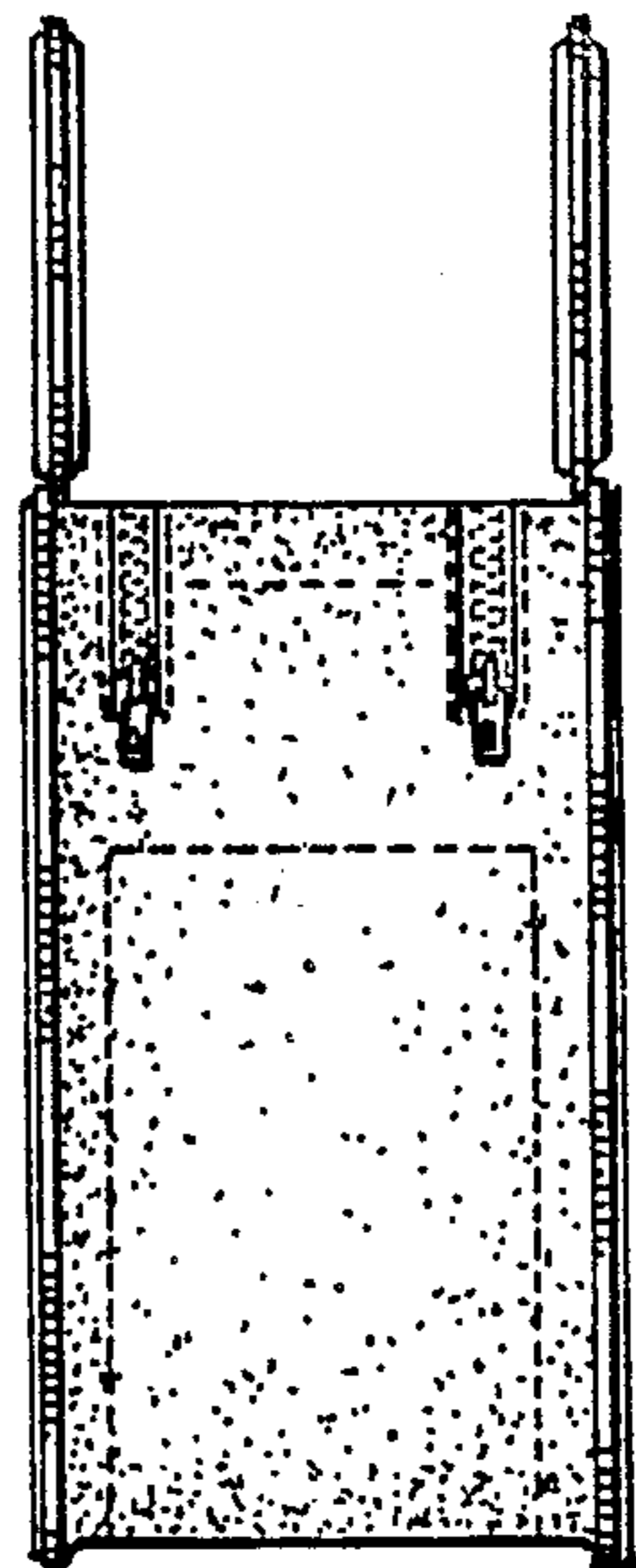


Fig. 4.