

[54] SHOE SOLE

[75] Inventor: Kiyotaka Nakano, Kurume, Japan

[73] Assignee: Nippon Rubber Co., Ltd., Tokyo, Japan

[**] Term: 14 Years

[21] Appl. No.: 13,266

[22] Filed: Feb. 10, 1987

[30] Foreign Application Priority Data

Sep. 5, 1986 [JP] Japan 61-35301

[52] U.S. Cl. D2/320; D2/321

[58] Field of Search D2/264, 265, 274, 311, D2/317-321; 36/25 R, 28, 29, 32 R, 43, 59 R, 59 C

[56] References Cited

U.S. PATENT DOCUMENTS

D. 80,361 1/1930 Crowley D2/320

D. 159,302 7/1950 Steinhilber D2/320

| | | | |
|------------|---------|------------------------|----------|
| D. 229,456 | 12/1973 | Plampton et al. | D2/321 |
| D. 249,199 | 9/1978 | Anderson | D2/274 |
| D. 260,452 | 9/1981 | Greenblatt et al. | D2/321 |
| 3,402,485 | 9/1968 | McMorrow | D2/321 X |
| 4,562,651 | 1/1986 | Frederick et al. | D2/320 X |

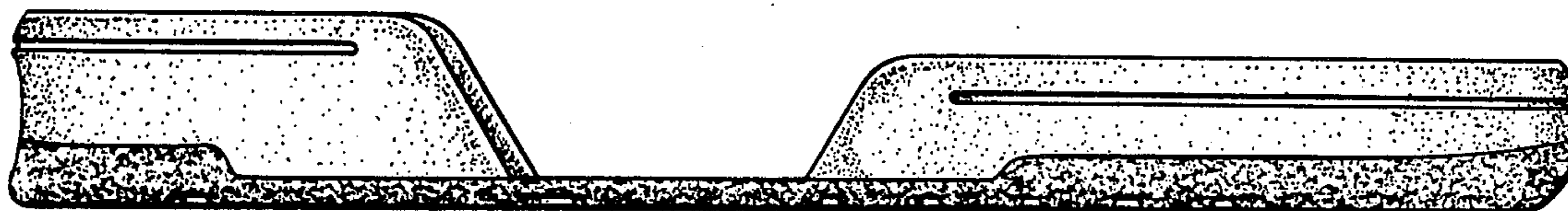
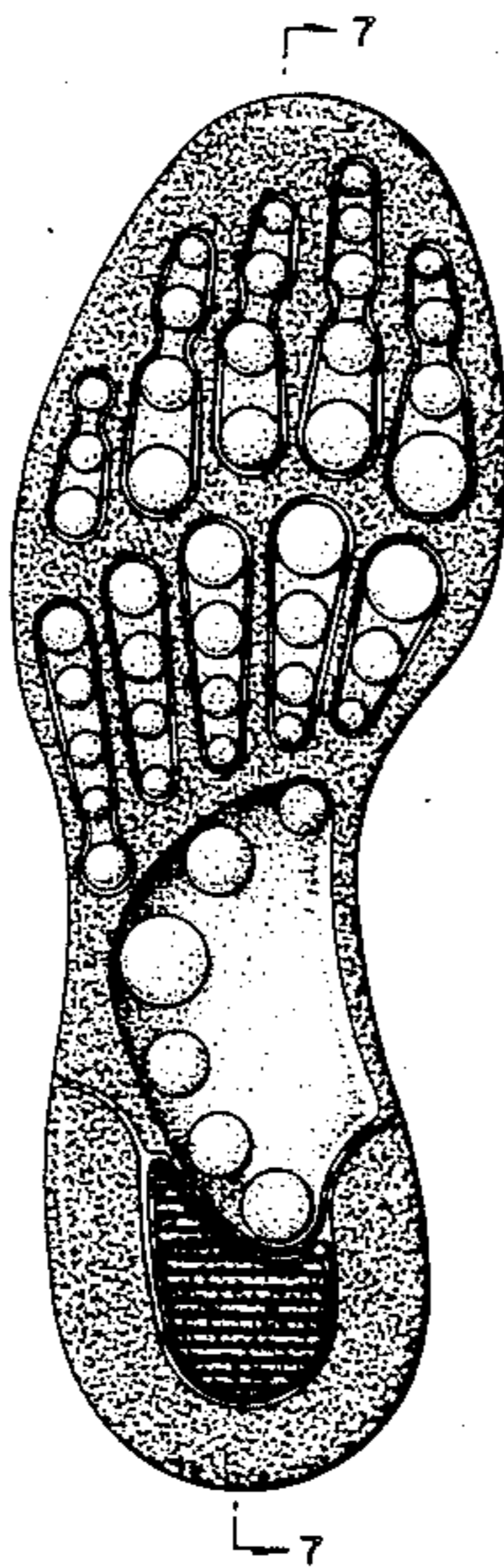
Primary Examiner—Louis S. Zarfes
Attorney, Agent, or Firm—Birch, Stewart, Kolasch & Birch

[57] CLAIM

The ornamental design for a shoe sole, as shown and described.

DESCRIPTION

FIG. 1 is a bottom plan view of a shoe sole showing my new design;
FIG. 2 is a top plan view thereof;
FIG. 3 is a front elevational view thereof;
FIG. 4 is a rear elevational view thereof;
FIG. 5 is a right side elevational view thereof;
FIG. 6 is a left side elevational view thereof; and
FIG. 7 is a cross-sectional view taken along the line 7—7 of FIG. 1.






FIG. 3



FIG. 4

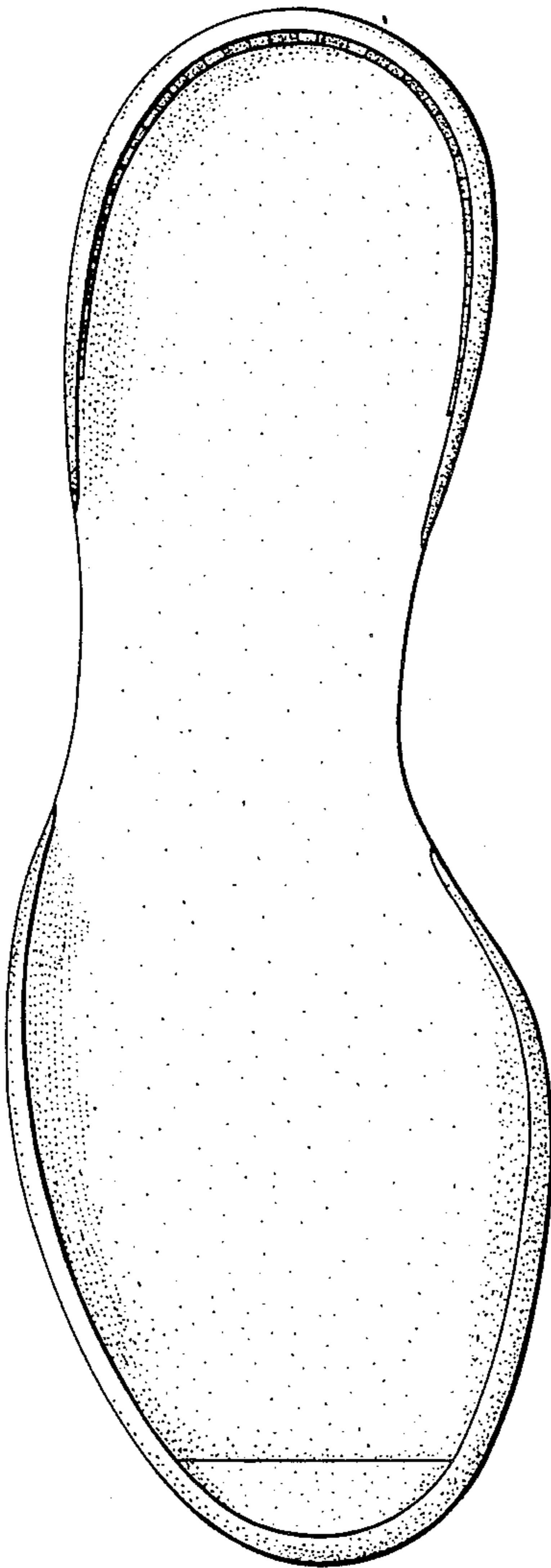


FIG. 2

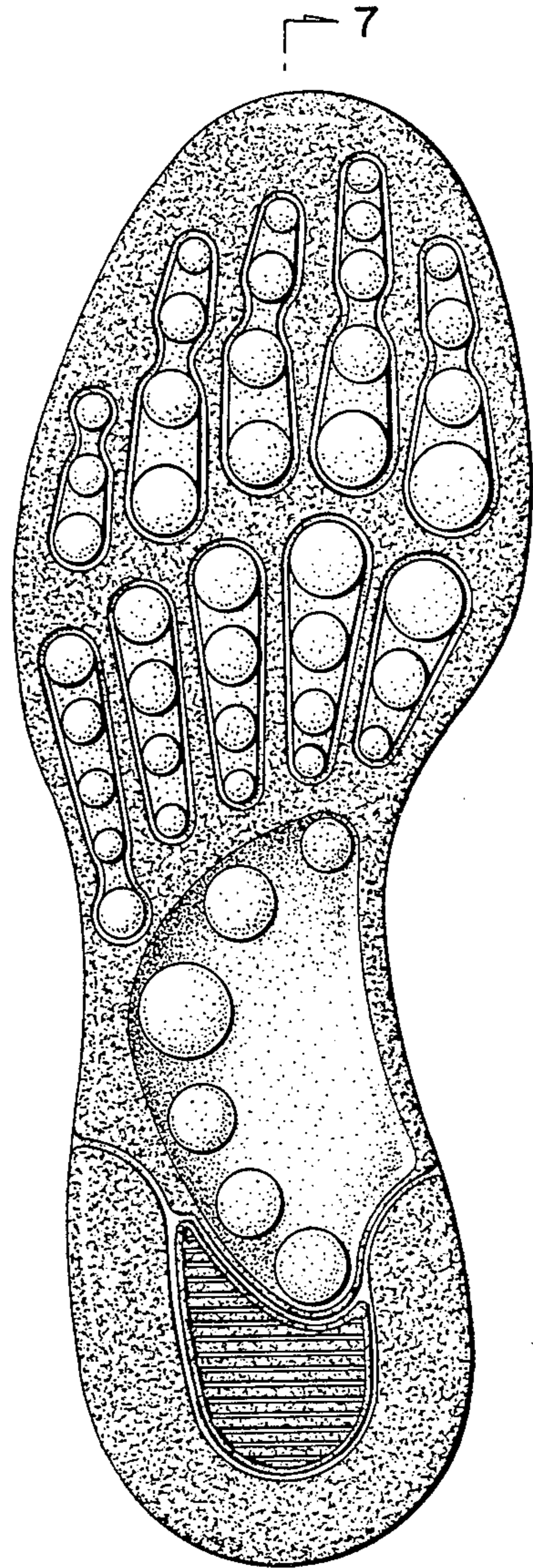


FIG. 1

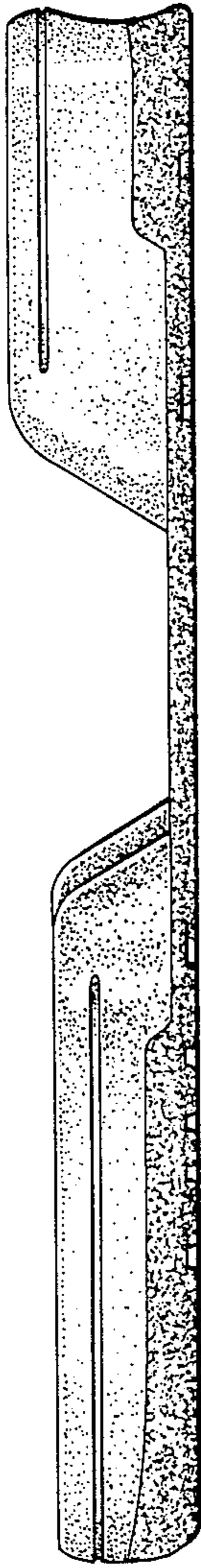


FIG. 5

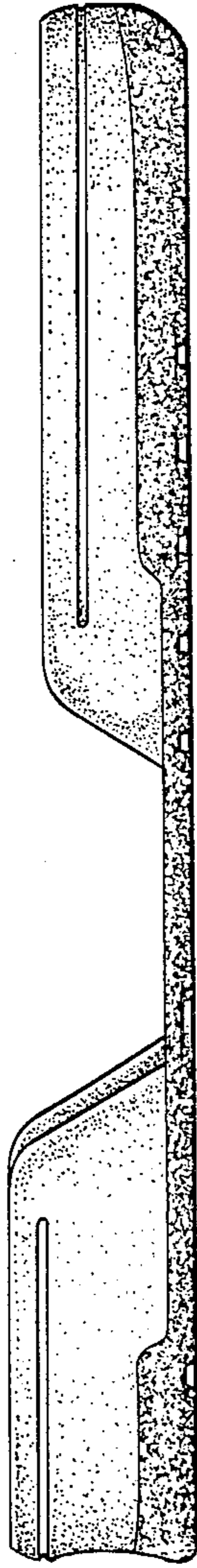


FIG. 6

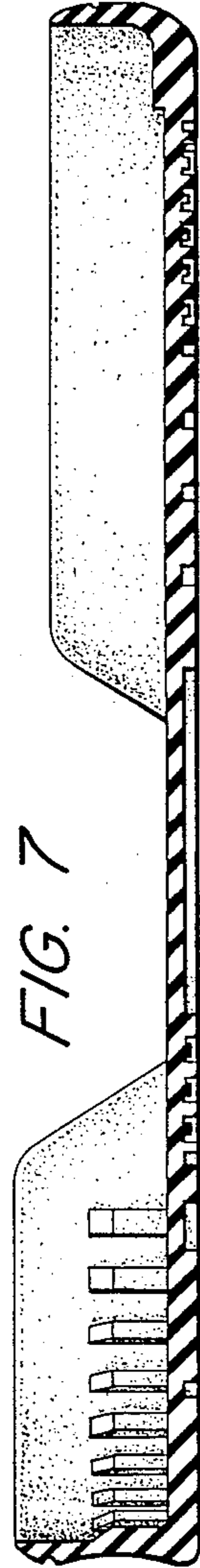


FIG. 7