

[54] SHOE UPPER

[75] Inventor: Paul D. Brown, Hingham, Mass.

[73] Assignee: Reebok International Ltd., Canton, Mass.

[\*\*] Term: 14 Years

[21] Appl. No.: 242,503

[22] Filed: Sep. 12, 1988

[52] U.S. Cl. .... D2/314; D2/310

[58] Field of Search ..... D2/264, 265, 268-272, D2/308-314, 317-322; 36/45, 83, 88-90, 102-106, 112-116, 132, 136

[56] References Cited

U.S. PATENT DOCUMENTS

D. 291,501	8/1987	Tong	.....	D2/314
D. 292,945	12/1987	Selbiger et al.	.....	D2/314
D. 293,970	2/1988	Brown et al.	.....	D2/314
D. 294,654	3/1988	Liggett et al.	.....	D2/314
D. 295,229	4/1988	Brown et al.	.....	D2/314
D. 295,689	5/1988	Diaz et al.	.....	D2/314
D. 295,916	5/1988	Selbiger	.....	D2/314

D. 296,491	7/1988	Diaz	.....	D2/314
D. 297,587	9/1988	Selbiger et al.	.....	D2/314
4,309,831	1/1982	Pritt	.....	36/313
4,620,376	11/1986	Talarico, II	.....	36/103
4,622,763	11/1986	Adams	.....	36/114 X
4,670,998	6/1987	Pasternak	.....	36/114
4,769,927	9/1988	Liggett et al.	.....	36/88

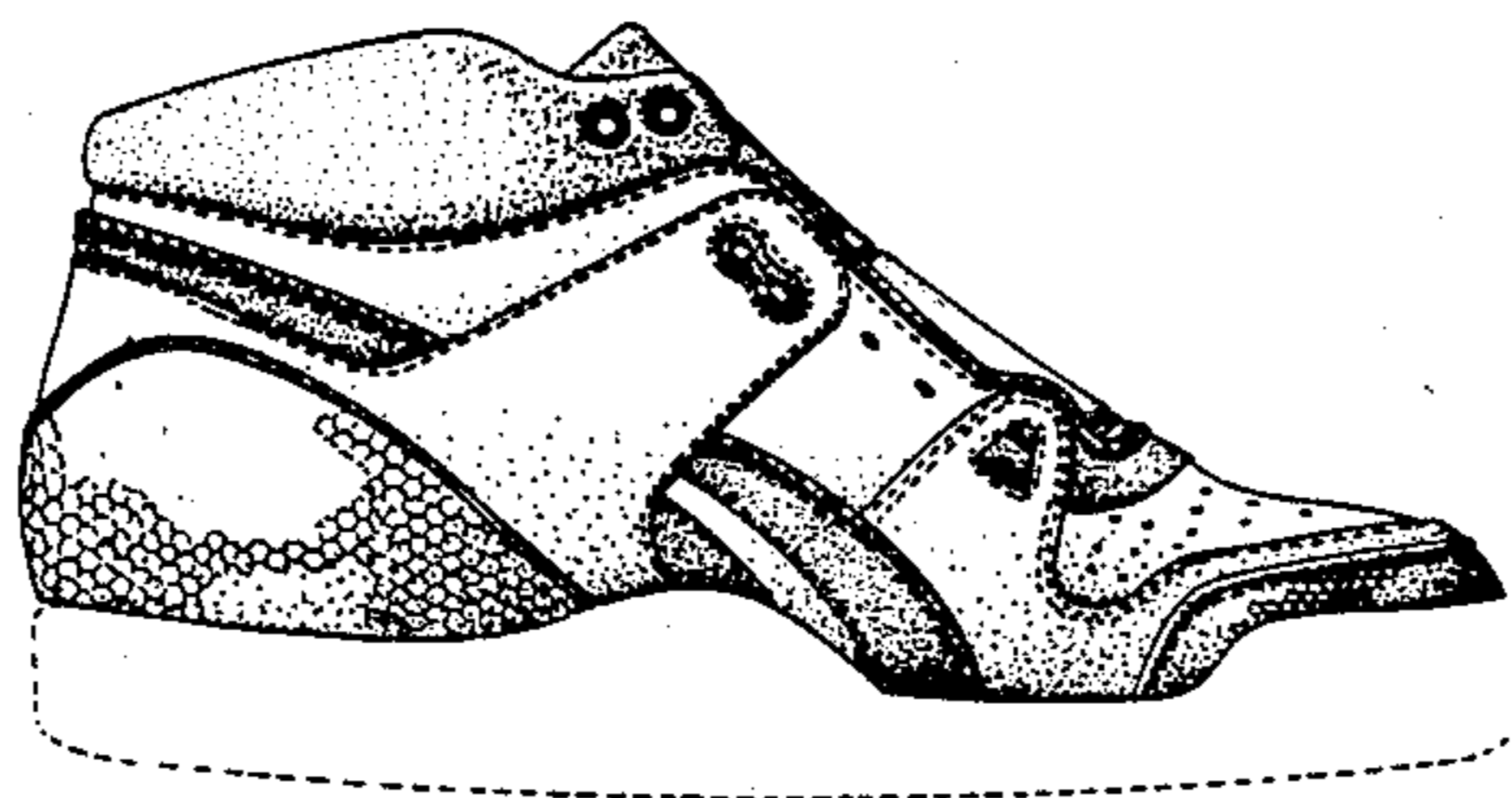
Primary Examiner—Louis S. Zarfes  
Attorney, Agent, or Firm—Saidman, Sterne, Kessler & Goldstein

[57] CLAIM

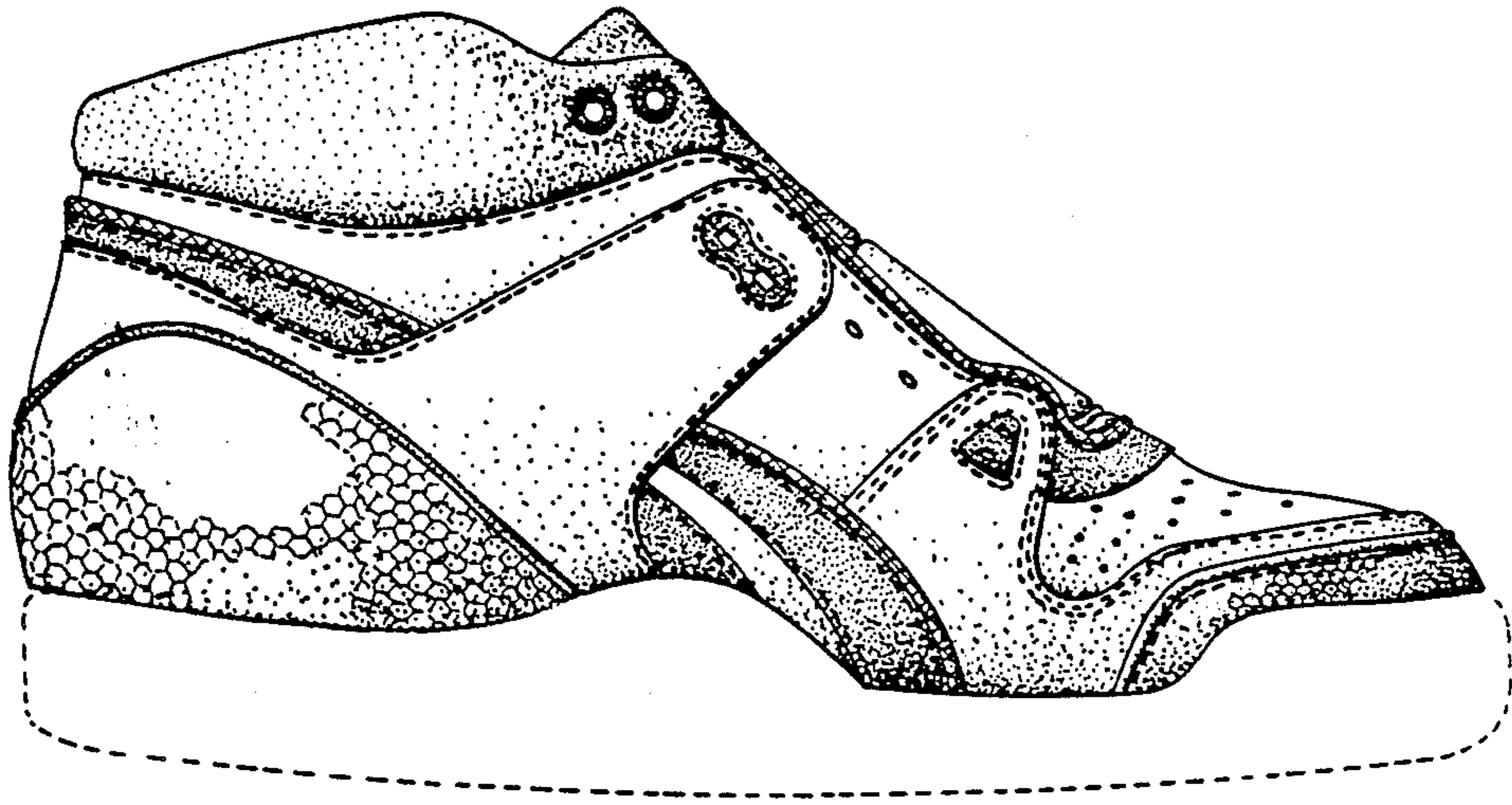
The ornamental design for a shoe upper, as shown and described.

DESCRIPTION


FIG. 1 is a left side elevational view of a shoe upper showing my new design;  
FIG. 2 is a right side elevational view thereof;  
FIG. 3 is a top plan view thereof;  
FIG. 4 is a front elevational view thereof; and  
FIG. 5 is a rear elevational view thereof.  
The broken line showing of a shoe sole in FIGS. 1-5 and the area within are environmental only and form no part of the claimed design.



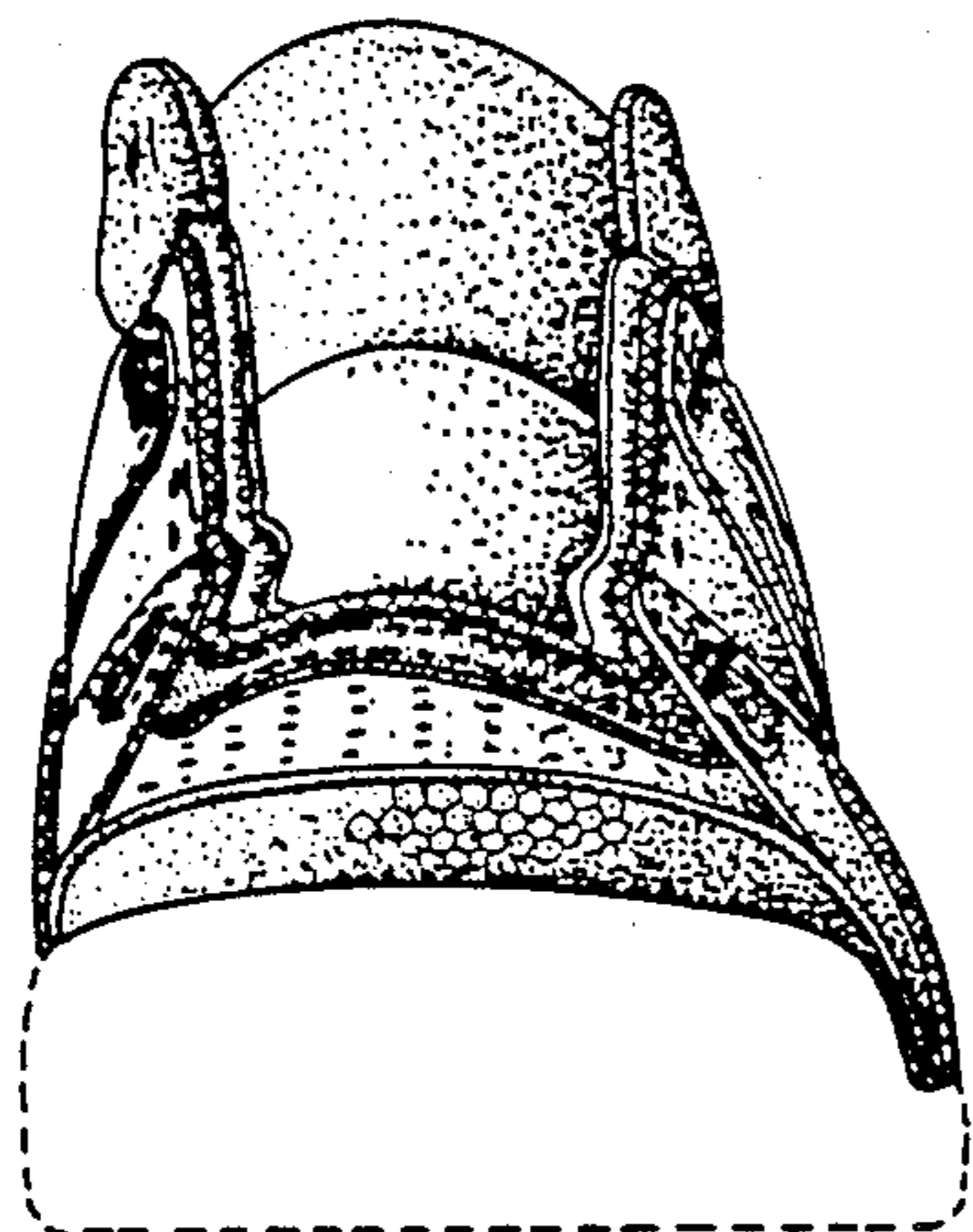
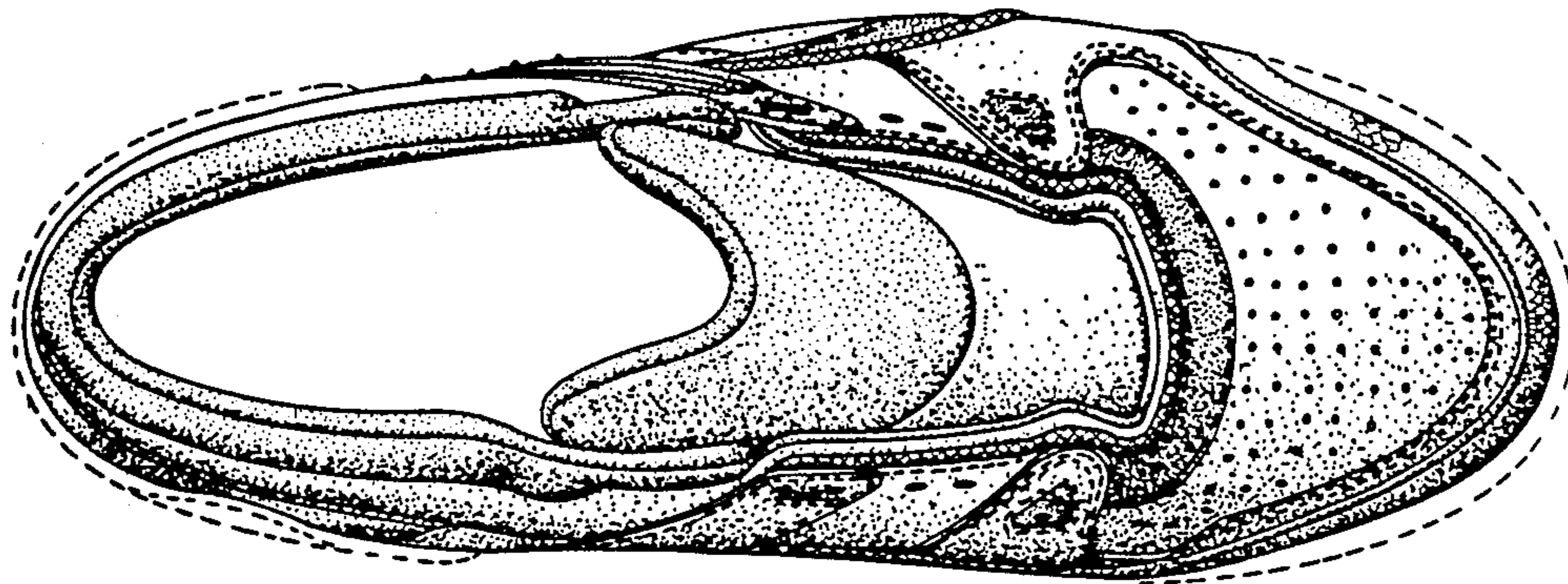
**FIG. 1**



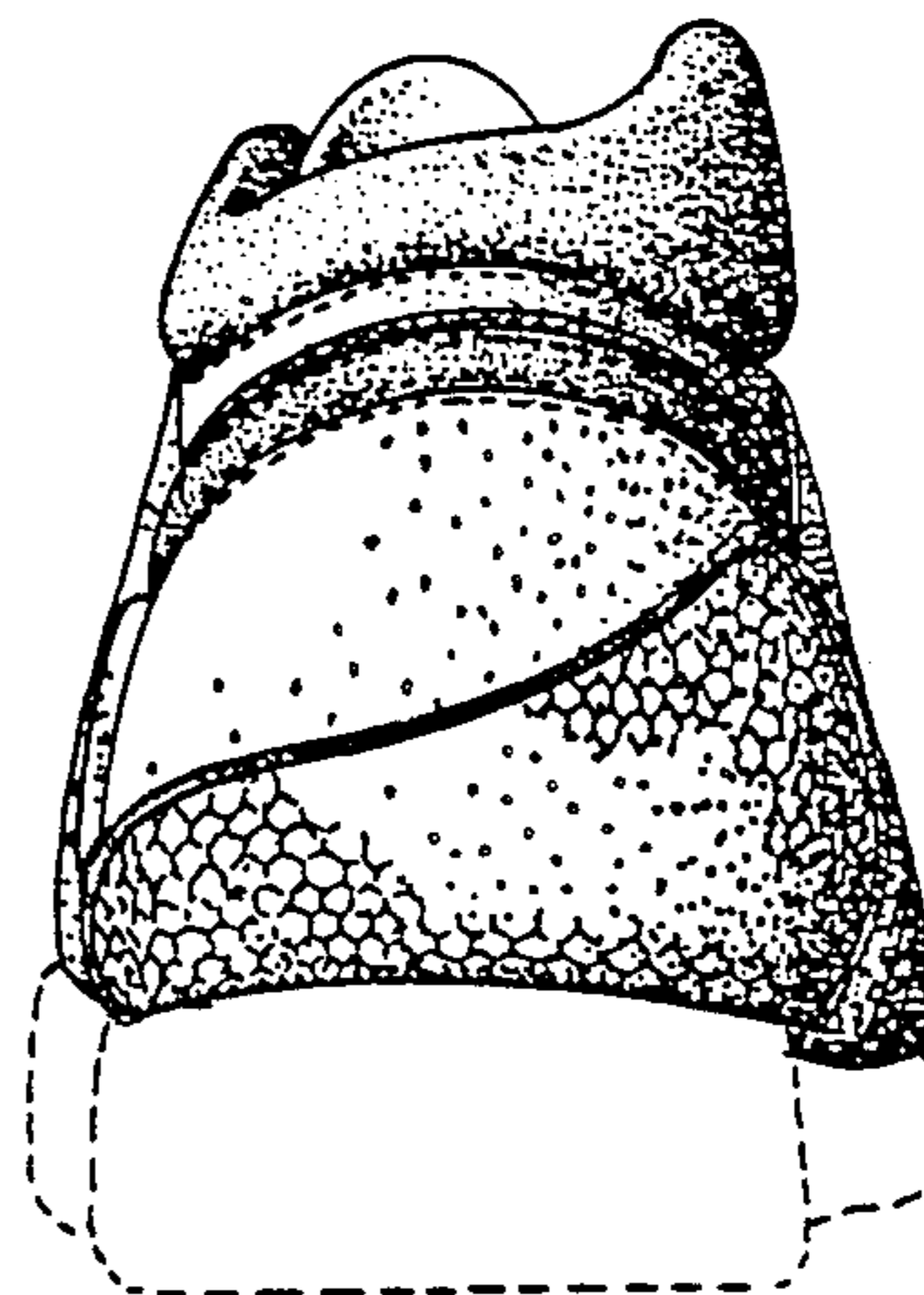
**FIG. 2**



**FIG. 3**



**FIG. 4**



**FIG. 5**