

[54] **CHILD'S DOLL FIGURE OR SIMILAR ARTICLE**

[76] **Inventors:** Larry E. Potter, 430 W. Ave. C;
Richard S. Potter, 420 Clair Center,
both of McPherson, Kans. 67460

[**] **Term:** 14 Years

[21] **Appl. No.:** 922,564

[22] **Filed:** Oct. 23, 1986

[52] **U.S. Cl.** D21/166; D21/170

[58] **Field of Search** D21/166-184;
446/369, 370

[56] **References Cited**

U.S. PATENT DOCUMENTS

- D. 230,747 3/1974 Dunlap D21/166
- D. 252,164 6/1979 Salt et al. D21/166
- D. 261,250 10/1981 Birmingham D21/166


Primary Examiner—Melvin B. Feifer
Attorney, Agent, or Firm—Phillip A. Rein

[57] **CLAIM**

The ornamental design for a child's doll figure or similar article, as shown and described.

DESCRIPTION

FIG. 1 is a front elevational view of a child's doll figure or similar article structure embodying our new design; FIG. 2 is a rear elevational view thereof; FIG. 3 is a side elevational view thereof; FIG. 4 is a side elevational view of the other side thereof; FIG. 5 is a top plan view there; FIG. 6 is a bottom plan view thereof; FIG. 7 is a front elevational view of a second embodiment of the child's doll figure or similar article embodying my new design; FIG. 8 is a rear elevational view of the second embodiment; FIG. 9 is a side elevational view of the second embodiment; FIG. 10 is a side elevational view of the other side of the second embodiment; FIG. 11 is a top plan view of the second embodiment; and FIG. 12 is a bottom plan view of the second embodiment.






FIG. 1




FIG. 3

FIG. 4



FIG. 5



FIG. 6



FIG. 7




FIG. 8




FIG. 9



FIG. 10



FIG. 11



FIG. 12

