

United States Patent [19]

Ukisu

[11] Patent Number: **Des. 304,355**

[45] Date of Patent: **** Oct. 31, 1989**

[54] **SIMULATIVE TOY STAPLER**

[75] Inventor: **Hiroshi Ukisu, Matsudo, Japan**

[73] Assignee: **Epoch Company, Ltd., Tokyo, Japan**

[**] Term: **14 Years**

[21] Appl. No.: **196,336**

[22] Filed: **May 20, 1988**

[52] U.S. Cl. **D21/120; D8/50; D21/59**

[58] Field of Search **D21/59, 109, 120; D3/20, 21; D9/307, 332, 333, 341, 420; 446/71, 73, 75, 80, 475, 483, 491; 434/159, 160, 403; 273/157 R; D8/49, 50**

[56] **References Cited**

U.S. PATENT DOCUMENTS

D. 10,886 10/1878 Weller D9/333
D. 114,004 3/1939 Blunt D9/333

D. 149,441 4/1948 Peterson D8/50
D. 277,161 1/1985 Miller et al. D8/49
D. 286,851 11/1986 Suzuki D8/50


Primary Examiner—Charles A. Rademaker
Attorney, Agent, or Firm—Staas & Halsey

[57] **CLAIM**

The ornamental design for a simulative toy stapler, as shown and described.

DESCRIPTION

FIG. 1 is a front elevational view of the simulative toy stapler showing my new design;
FIG. 2 is a right side elevational view thereof;
FIG. 3 is a rear elevational view thereof;
FIG. 4 is a left side elevational view thereof;
FIG. 5 is a bottom plan view thereof;
FIG. 6 is a top plan view thereof; and
FIG. 7 is a perspective view thereof in an operative position.



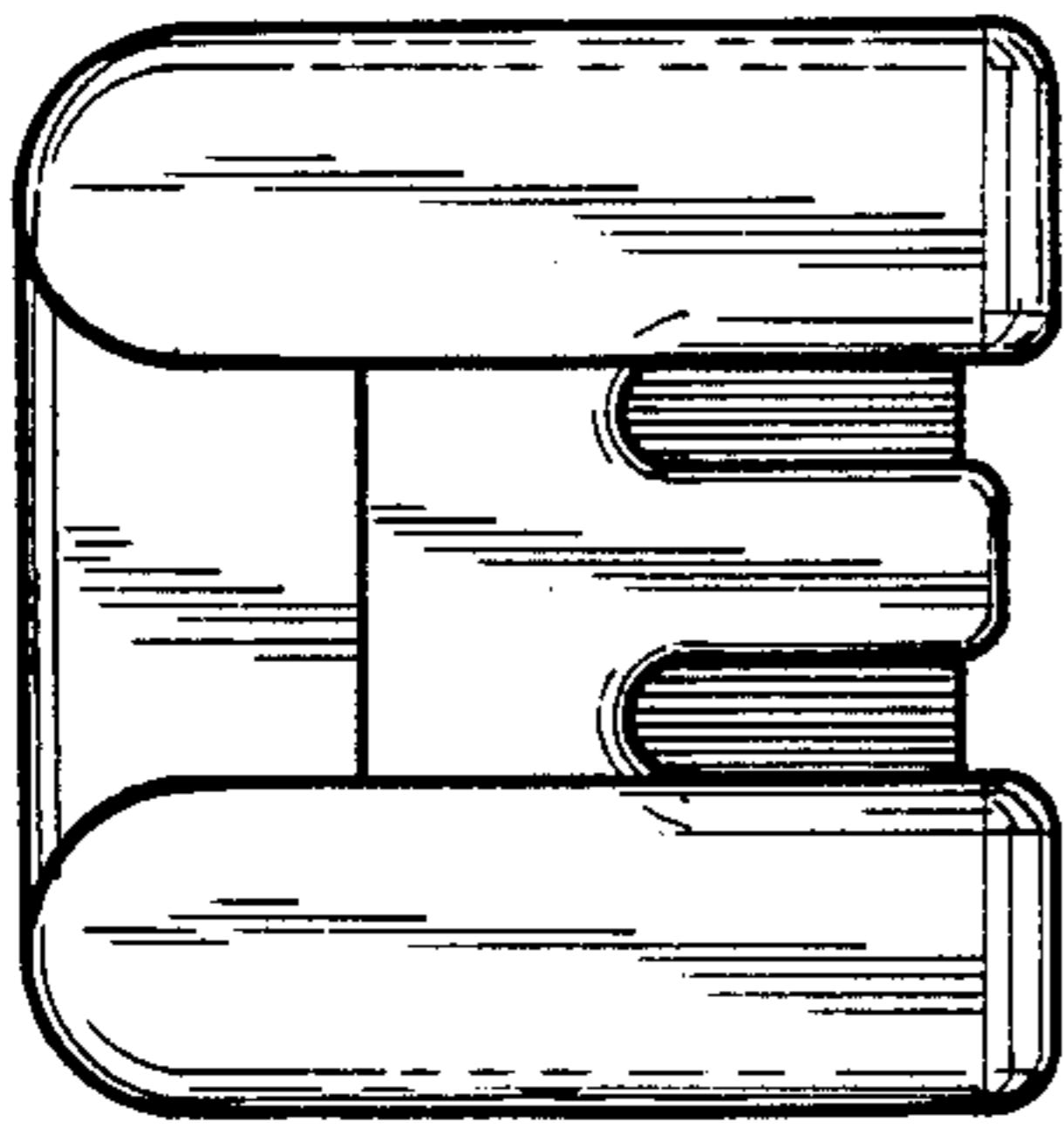


FIG. 1



FIG. 2

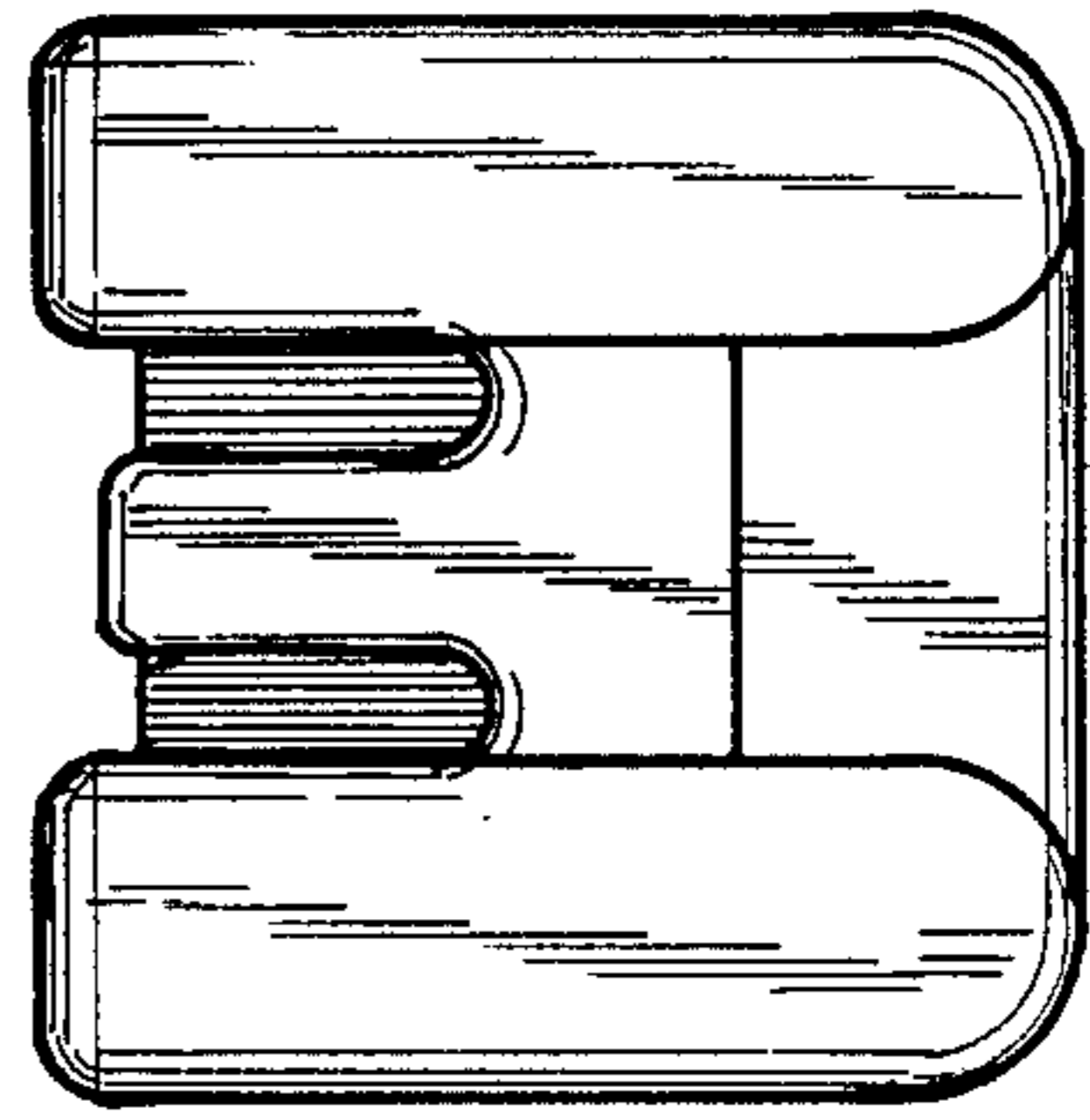


FIG. 3




FIG. 4




FIG. 5




FIG. 6

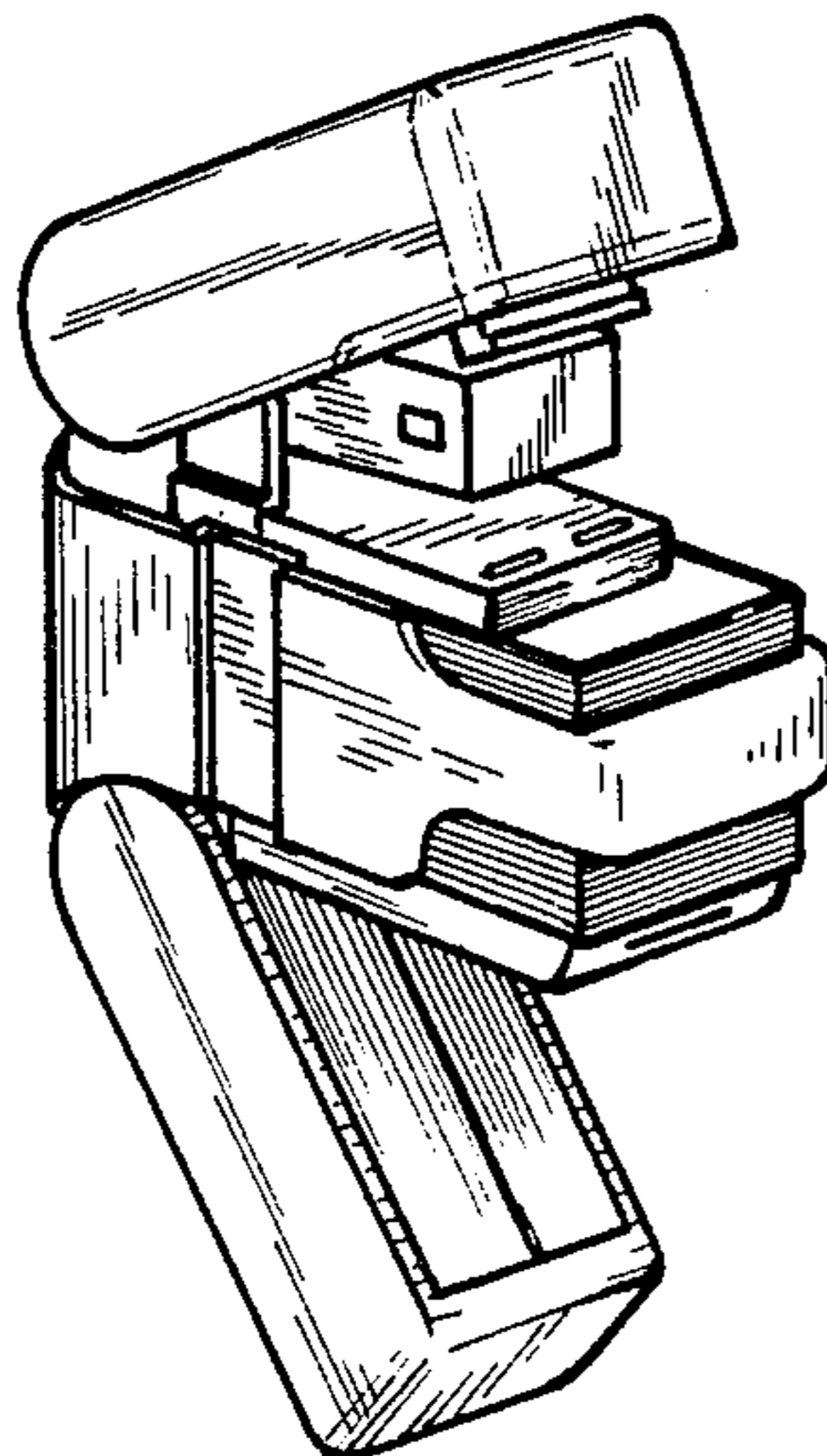


FIG. 7