

[54] **TIRE**

[75] **Inventor: Mark L. Bonko, Hartville, Ohio**

[73] **Assignee: The Goodyear Tire & Rubber Company, Akron, Ohio**

[\*\*] **Term: 14 Years**

[21] **Appl. No.: 9,400**

[22] **Filed: Jan. 30, 1987**

[52] **U.S. Cl. .... D12/151**

[58] **Field of Search ..... D12/146-151;  
152/209 R, 209 B, 209 D**

[56] **References Cited**

**U.S. PATENT DOCUMENTS**

D, 169,668	5/1953	Hardeman	.....	D12/151
3,237,669	4/1964	Travers	.....	152/209 R
4,131,148	12/1978	Bertazzoli et al.	.....	D12/151
4,574,857	3/1986	Beeghly et al.	.....	152/209 B

**FOREIGN PATENT DOCUMENTS**

1284847	1/1987	U.S.S.R.	.....	152/209 B
1591139	6/1981	United Kingdom	.	

**OTHER PUBLICATIONS**

1980 Tread Design Guide, p. 211, Kelly-Springfield Grader Trac, second row down from top.

1982 Tread Design Guide, p. 205, Star Grader, bottom right corner of page.

"Operating Instructions for Michelin Tires 1984/1985", p. 187, Michelin XF and Dumper Tires (in German, translation enclosed).

"Michelin Tires for Engineering Implements", 1976-77, p. 22, XF Tire (in French, translation provided).

*Primary Examiner*—James M. Gandy

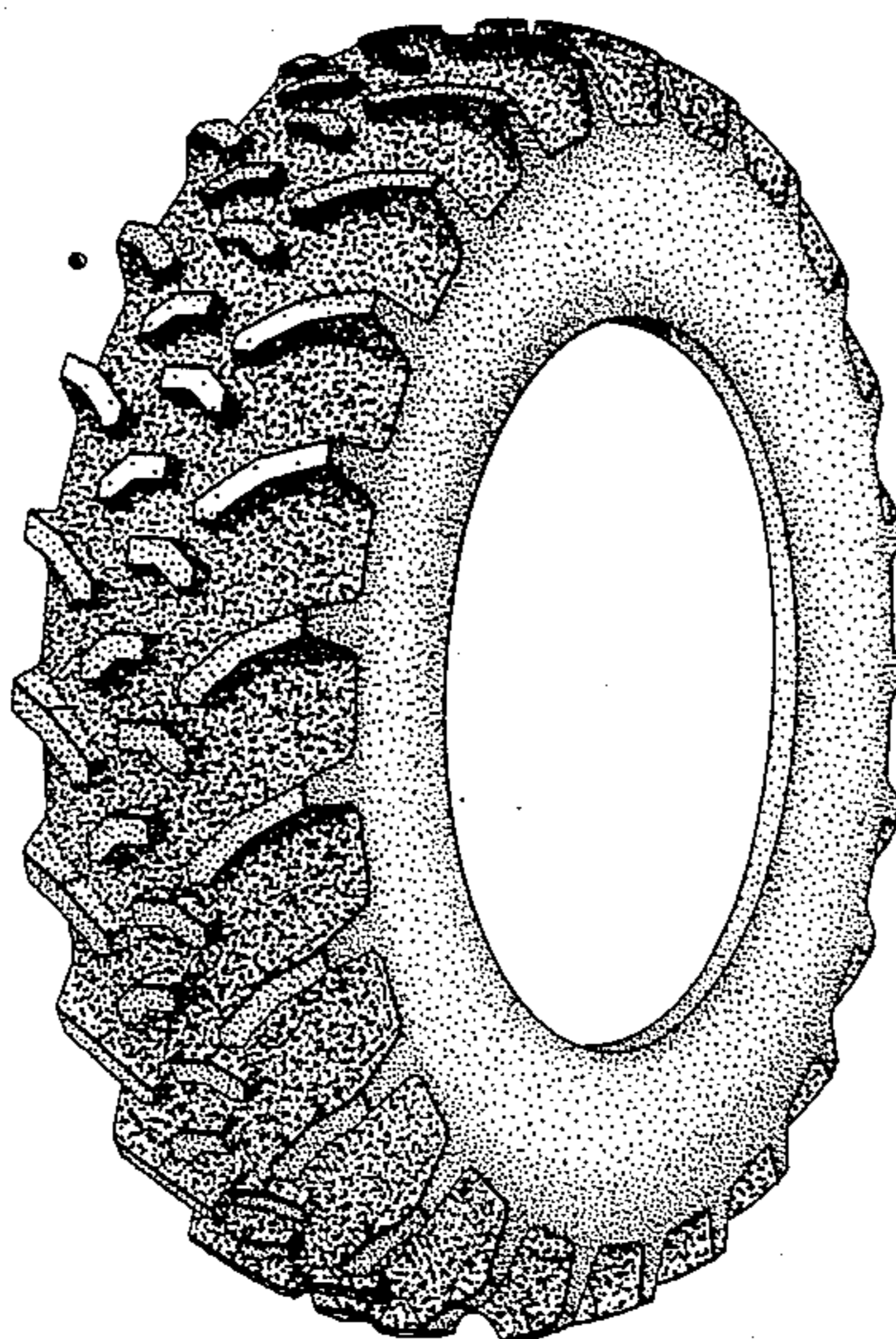
*Attorney, Agent, or Firm*—L. R. Drayer

[57] **CLAIM**

The ornamental design for a tire as shown and described.

**DESCRIPTION**

FIG. 1 is a perspective view of a tire showing my new design it being understood that the tread pattern is repeated throughout the circumference of the tire, the opposite side being substantially the same as that shown; FIG. 2 is a front elevational view thereof; FIG. 3 is a side elevational view thereof; and FIG. 4 is an enlarged fragmentary front elevational view thereof.



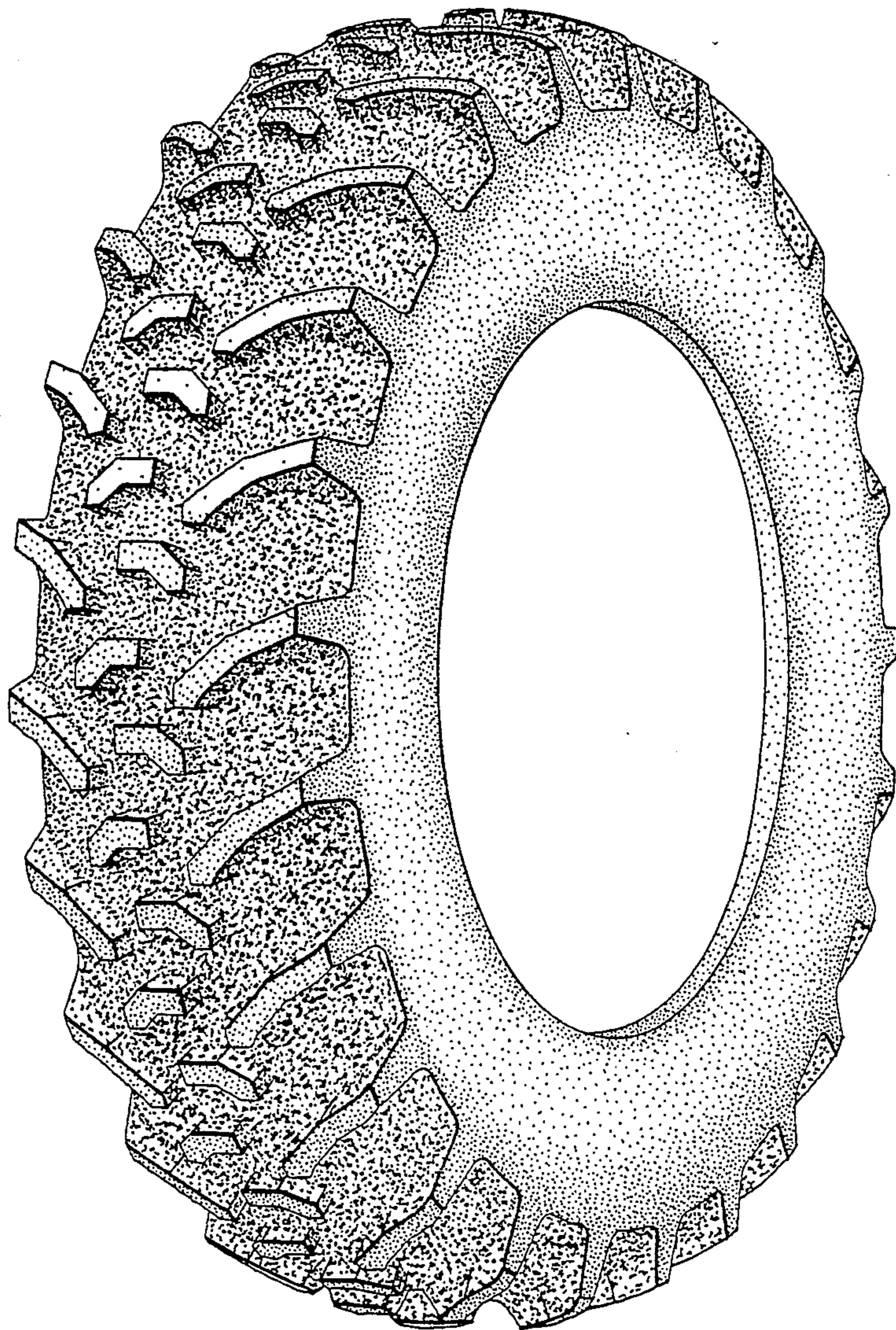


FIG. 1




FIG. 2

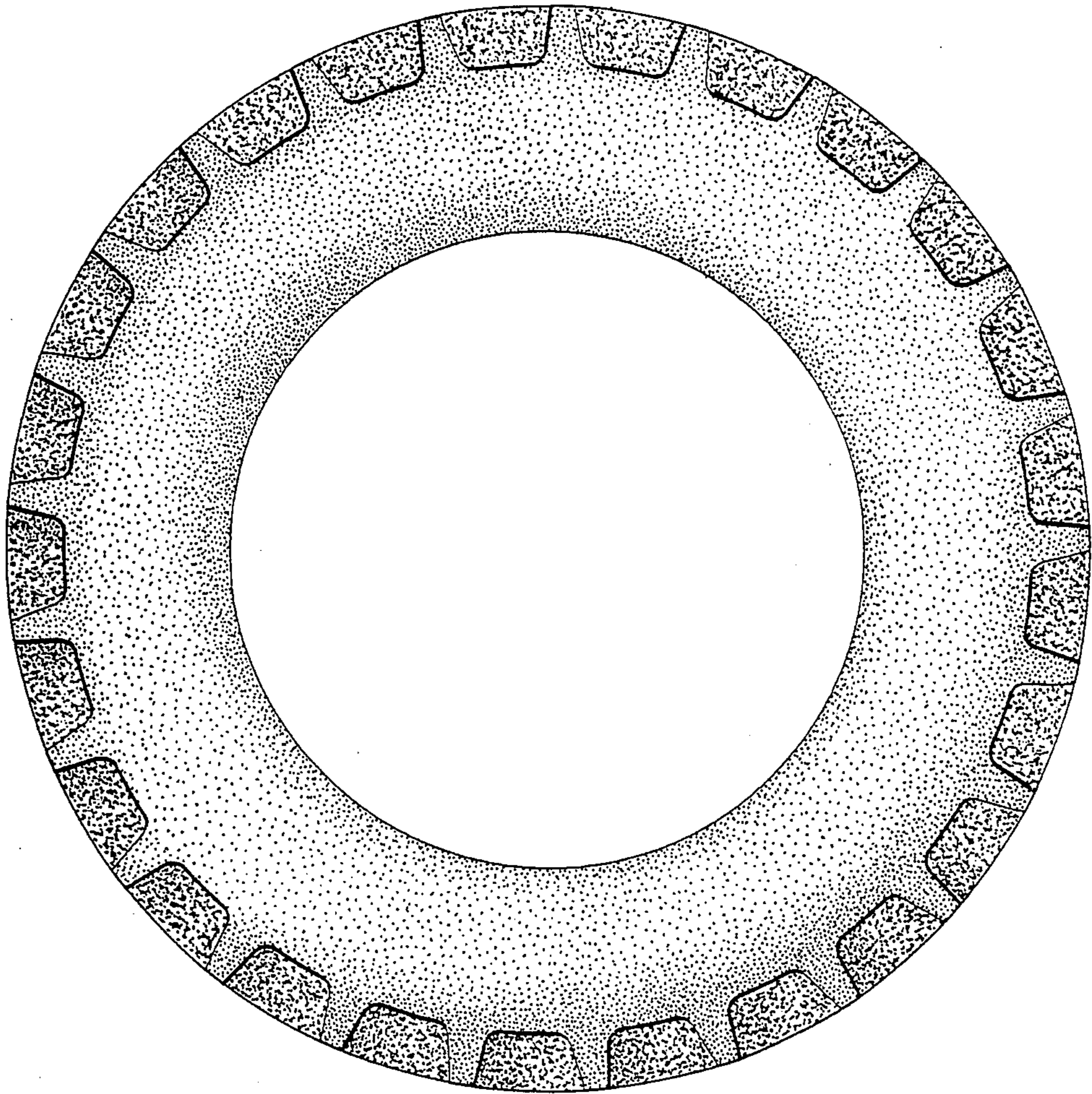


FIG. 3

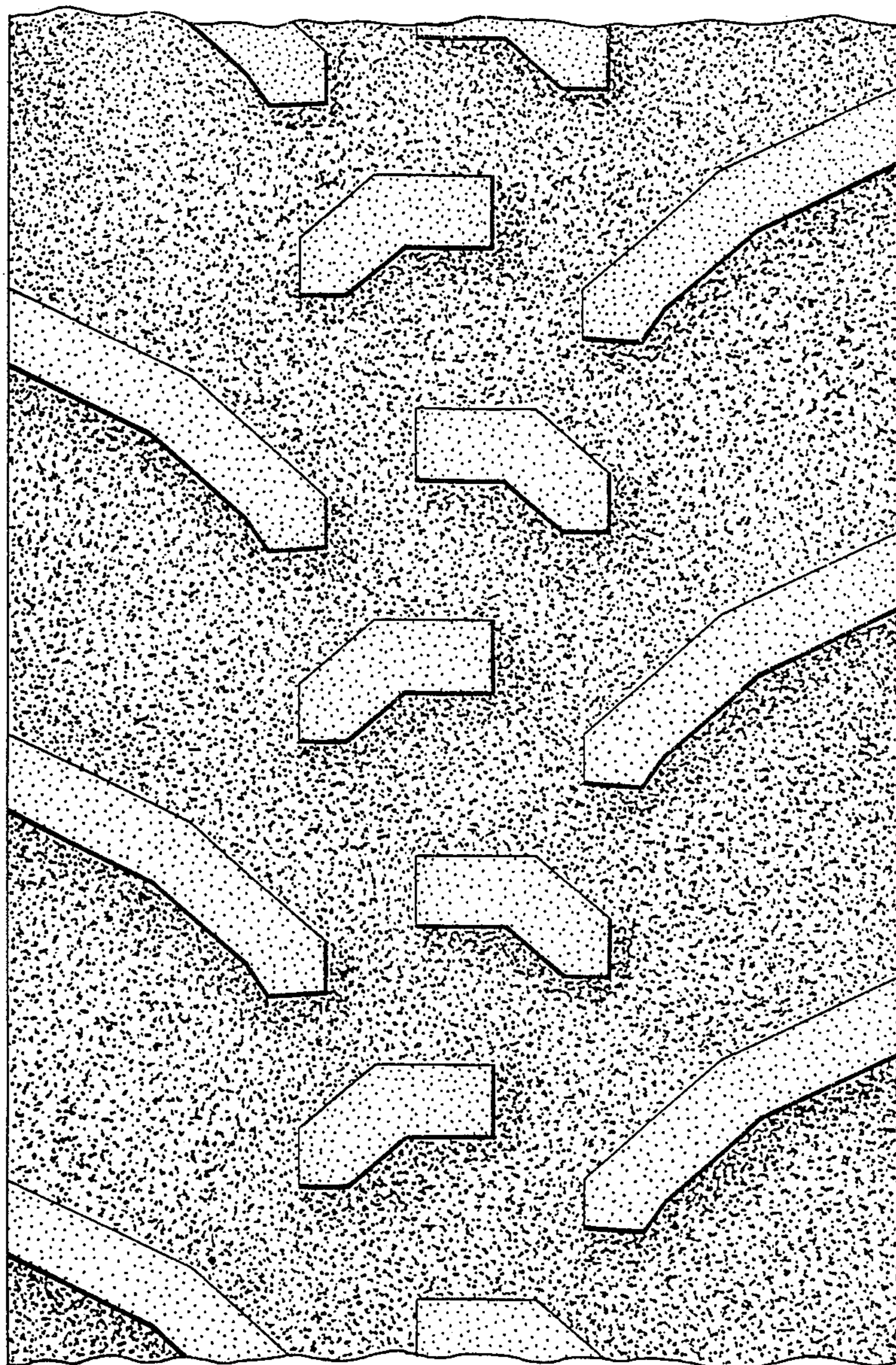


FIG. 4