

**United States Patent** [19]  
**Bulgari**

[11] **Patent Number: Des. 304,315**  
[45] **Date of Patent: \*\* Oct. 31, 1989**

[54] **LINK ELEMENT**

[75] **Inventor: Paolo Bulgari, Rome, Italy**

[73] **Assignee: Partecipazioni Bulgari S.p.A., Rome, Italy**

[\*\*] **Term: 14 Years**

[21] **Appl. No.: 44,128**

[22] **Filed: Apr. 30, 1987**

[30] **Foreign Application Priority Data**

Oct. 31, 1986 [IT] Italy ..... 36199-B/86

[52] **U.S. Cl. .... D11/93**

[58] **Field of Search .... D11/1-25,  
D11/37-39, 93, 94; 63/1 R, 1 A, 2-11;  
59/80-82, 84-85, 78, 79.1-79.3, 90-92;  
224/164-165, 168, 175-176**

[56] **References Cited**

**U.S. PATENT DOCUMENTS**

D. 151,849 11/1948 Katz ..... D11/17  
D. 167,320 7/1952 Rodriguez ..... D11/17


*Primary Examiner*—Louis S. Zarfaz  
*Assistant Examiner*—R. T. Seifert  
*Attorney, Agent, or Firm*—Barnes, Kisselle, Raisch,  
Choate, Whittemore & Hulbert

[57] **CLAIM**

The ornamental design for a link element as shown.

**DESCRIPTION**

FIG. 1 is a front elevational view of a link element showing my new design;  
FIG. 2 is a rear elevational view;  
FIG. 3 is an exploded front elevational view;  
FIG. 4 is a side elevation view;  
FIG. 5 is a side elevational view of a central element of FIG. 3; and  
FIG. 6 is a vertical sectional view taken along the line 6—6 in FIG. 1.



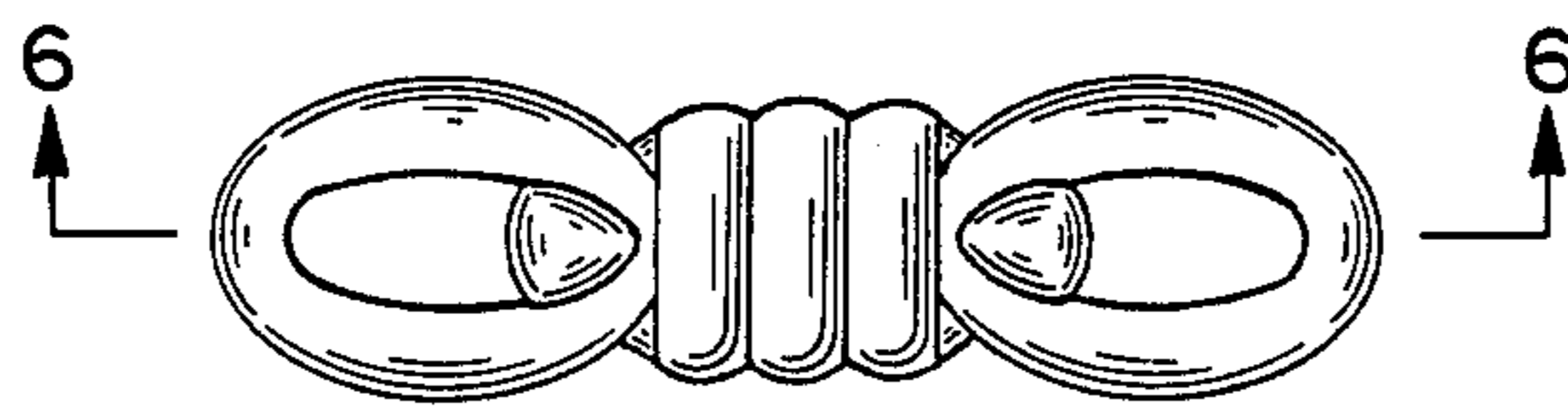


FIG. 1

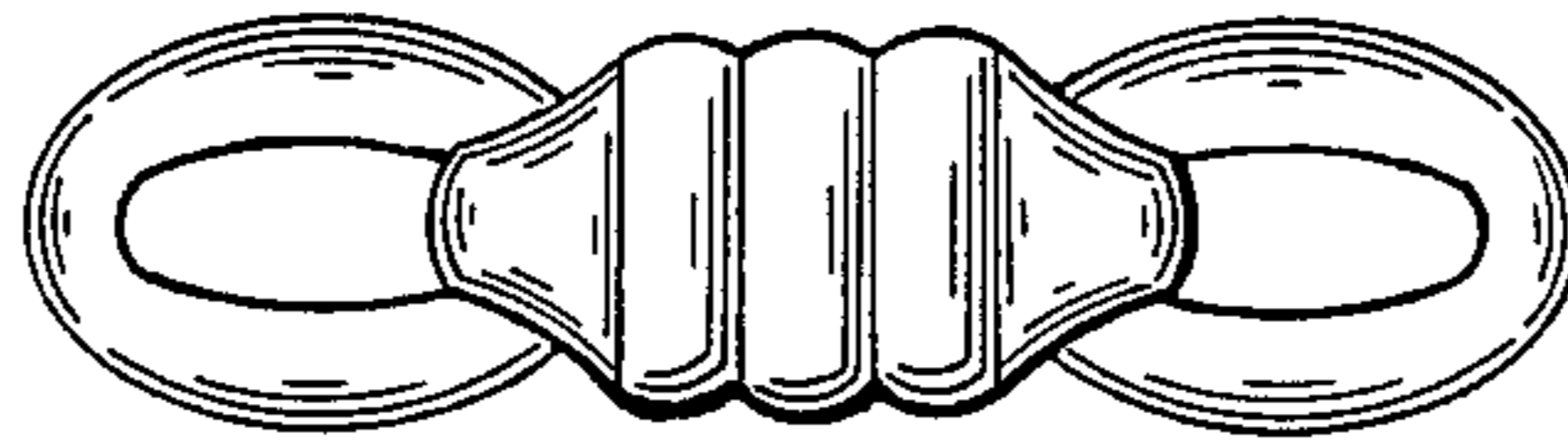


FIG. 2

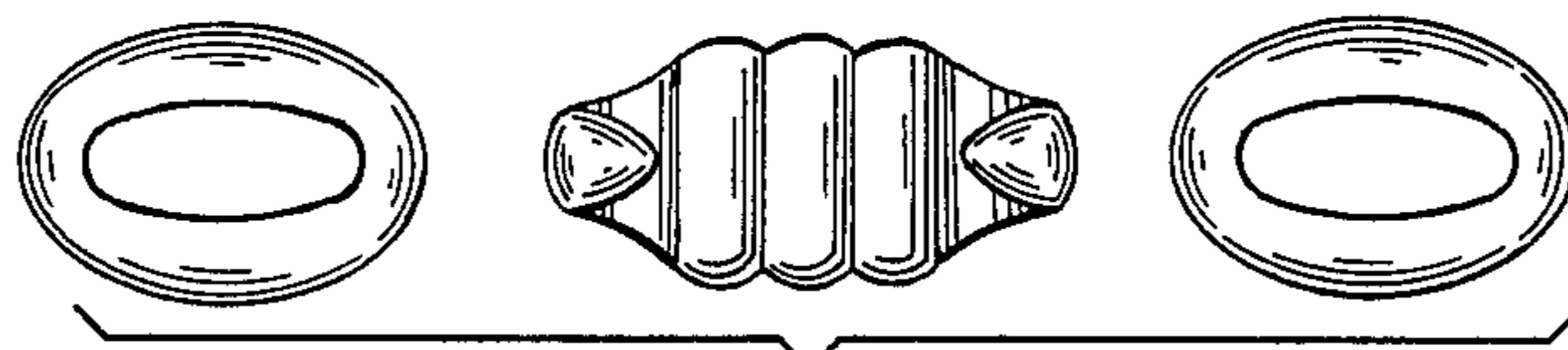


FIG. 3



FIG. 4



FIG. 5



FIG. 6