

United States Patent [19]
Bannister

[11] **Patent Number: Des. 304,298**

[45] **Date of Patent: ** Oct. 31, 1989**

[54] **COMBINED BOTTLE AND CAP**

[75] **Inventor: Roger Bannister, London, England**

[73] **Assignee: Helix Fragrances Inc., Toronto, Canada**

[**] **Term: 14 Years**

[21] **Appl. No.: 891,670**

[22] **Filed: Aug. 1, 1986**

[30] **Foreign Application Priority Data**

May 14, 1986 [CA] Canada 14-05-86-11

[52] **U.S. Cl. D9/386; D9/389; D9/400**

[58] **Field of Search D9/370, 377, 384, 385, D9/386, 389, 400, 403, 407; D7/52; D19/93; D28/91.1; 215/1 R, 1 C**

[56] **References Cited**

U.S. PATENT DOCUMENTS

D. 76,043 8/1928 Pfeiffer D9/386
D. 94,009 12/1934 Westlake D9/338
D. 155,042 8/1949 Serra D9/385

D. 277,455 2/1985 Tordjman D9/338 X
D. 289,142 4/1987 Bijaoui D9/338 X
1,659,383 2/1928 Thiene et al. 215/1 R

OTHER PUBLICATIONS

Whitall, Tatum & Co. catalogue, 1884, p. 59, Fluted Pyramid Ink Stand, right side of page, middle bottle.
DeVilbiss Perfume Atomizer catalogue, 1934, p. 5, Atomizer, far left of second row.
Beauty Fashion Magazine, Jul. 1966, p. 44, Faceted Atomizer, No. 64.

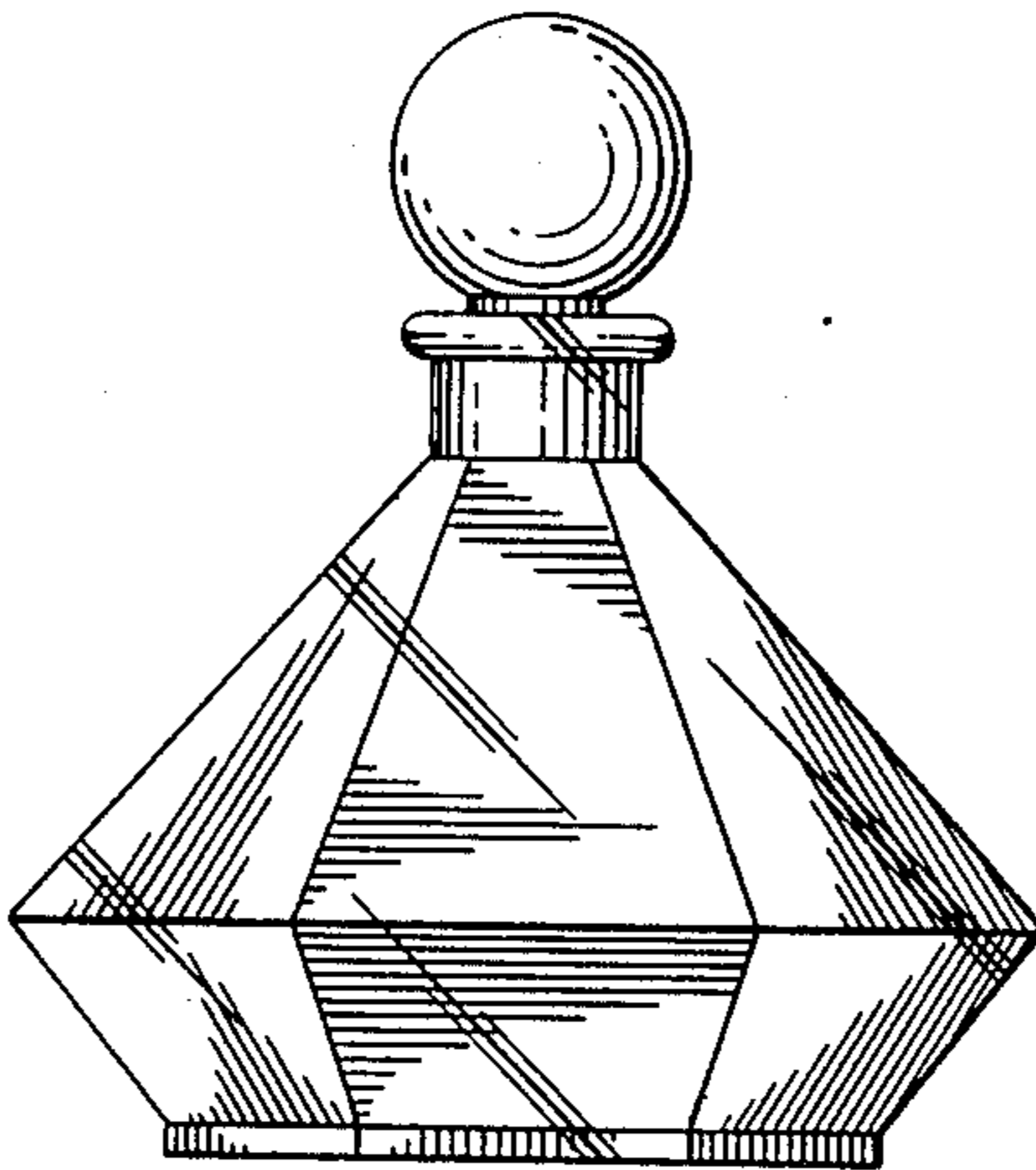
Primary Examiner—Melvin B. Feifer
Assistant Examiner—Lucy Lieberman
Attorney, Agent, or Firm—Jean H. Dubuc

[57] **CLAIM**

The ornamental design for a combined bottle and cap, as shown and described.

DESCRIPTION

FIG. 1 is a front elevation of a combined bottle and cap showing my new design;
FIG. 2 is a top plan view thereof; and
FIG. 3 is a bottom, plan view thereof.



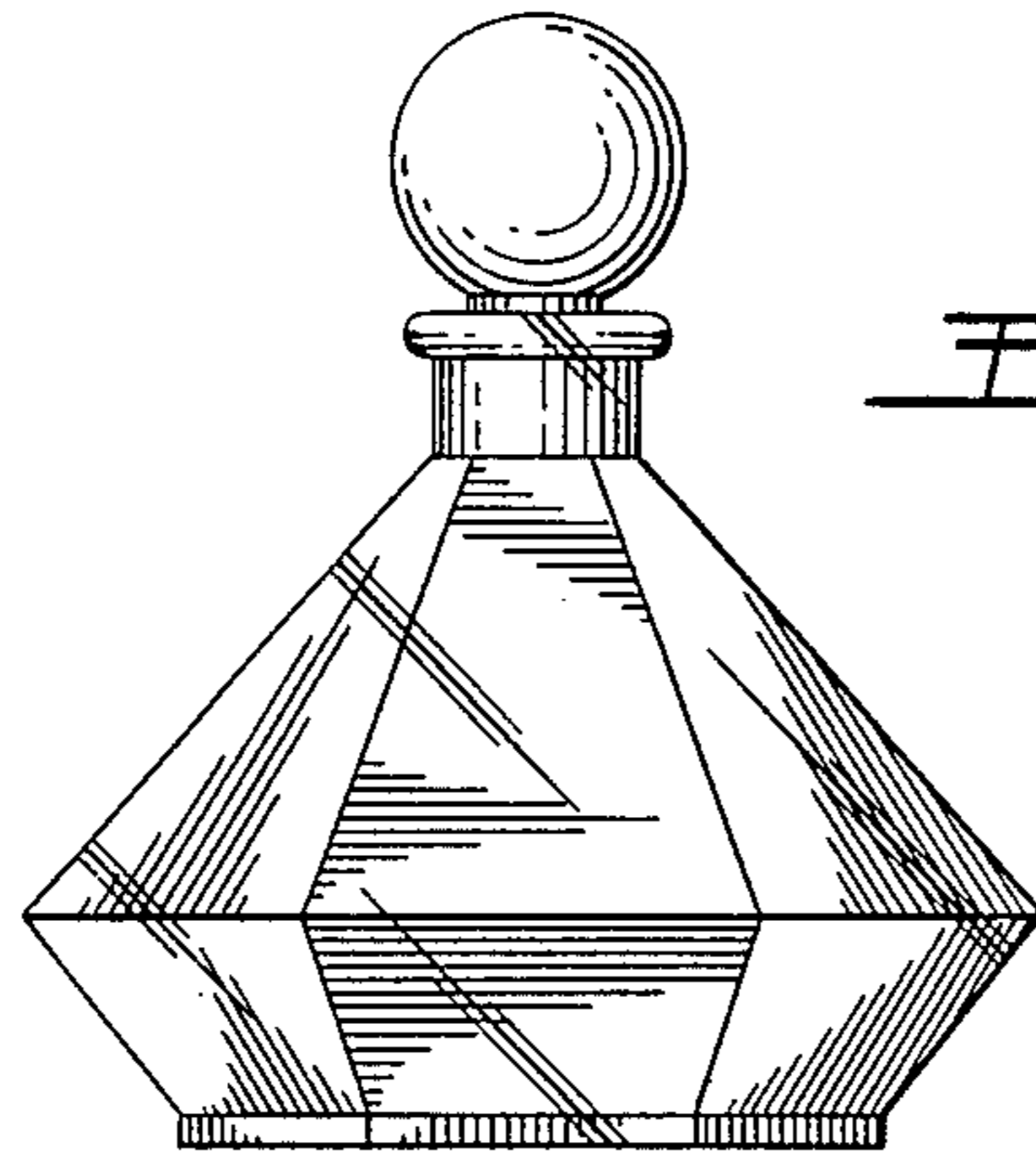


FIG. 1

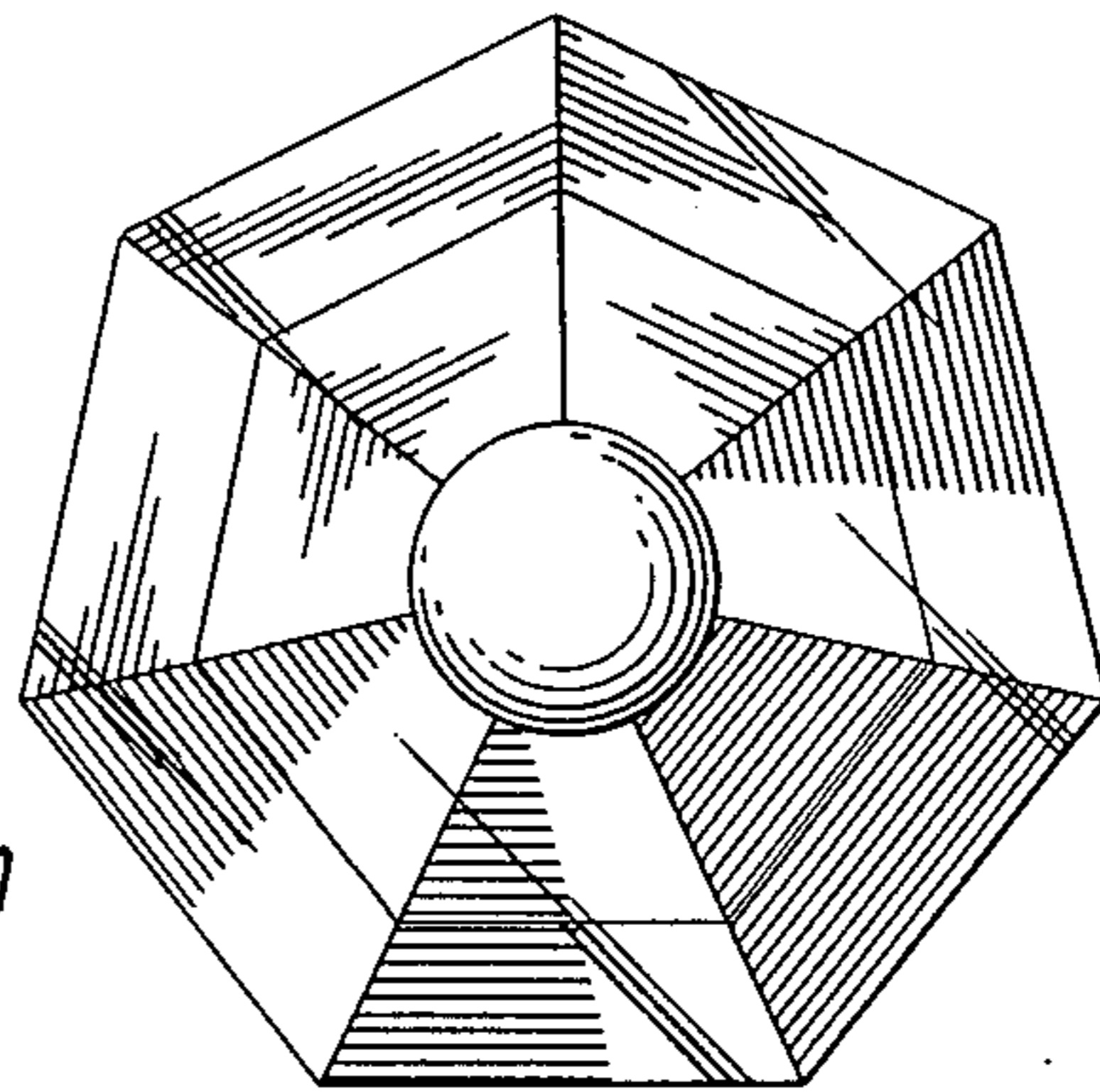


FIG. 2

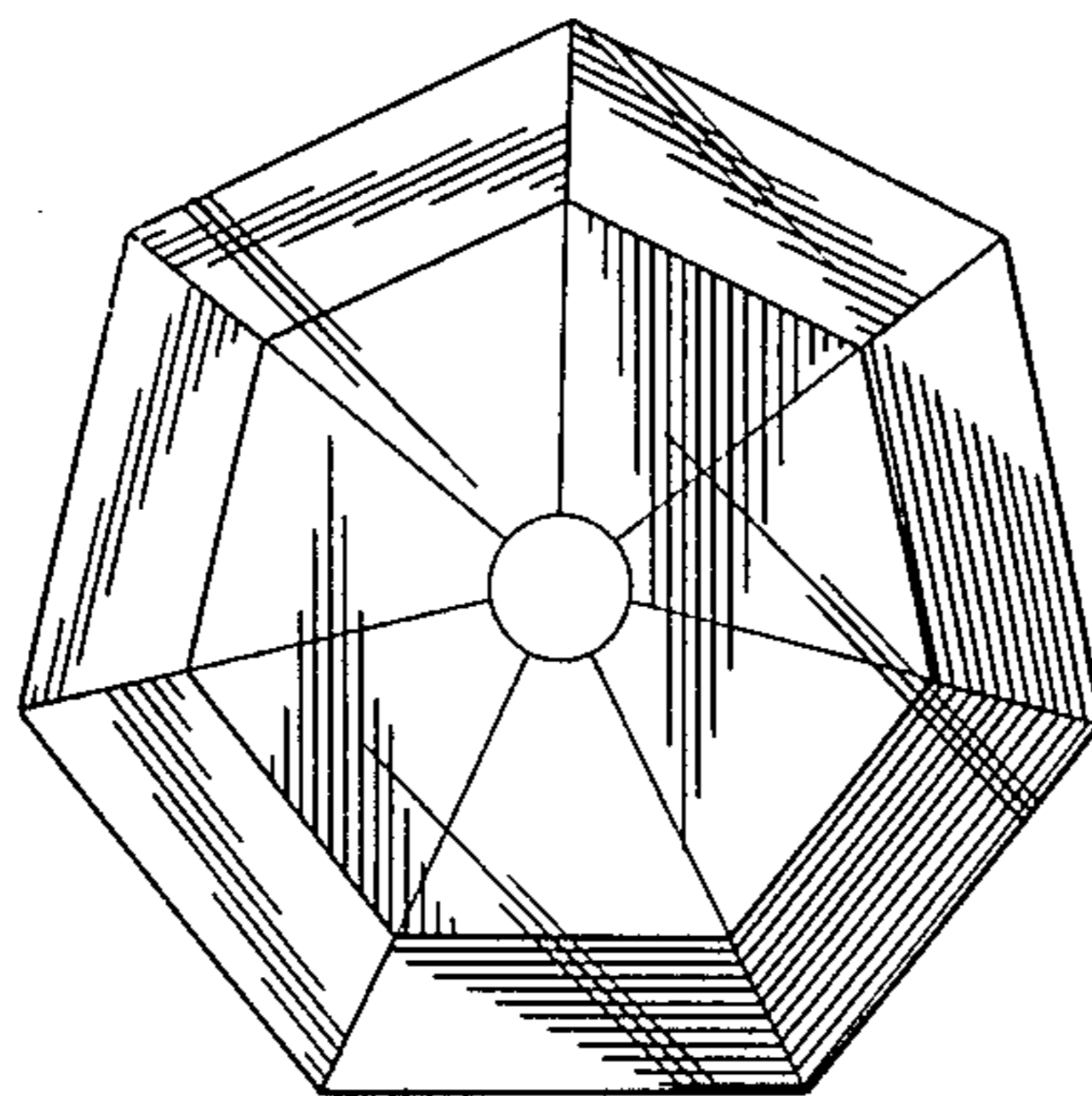


FIG. 3