

United States Patent [19]
Cheung

[11] **Patent Number: Des. 304,261**

[45] **Date of Patent: ** Oct. 31, 1989**

[54] **RECORD HOLDER**

[75] **Inventor: George C. H. Cheung, Hong Kong, Hong Kong**

[73] **Assignee: Tak Ming Industrial Co., Kowloon, Hong Kong**

[**] **Term: 14 Years**

[21] **Appl. No.: 866,110**

[22] **Filed: May 22, 1986**

[30] **Foreign Application Priority Data**

Nov. 22, 1985 [GB] United Kingdom 1030642

[52] **U.S. Cl. D3/35**

[58] **Field of Search D3/35; D9/432, 444, D9/305, 306, 337, 414, 418, 420, 431, 433**

[56] **References Cited**

U.S. PATENT DOCUMENTS

D. 114,765 5/1939 Palmigiano, Jr. D9/305

| | | | |
|------------|---------|----------------|--------|
| D. 214,161 | 5/1969 | Anderson | D9/305 |
| D. 255,547 | 6/1980 | Grodin | D9/418 |
| D. 276,095 | 10/1984 | Sakow | D3/35 |
| D. 293,507 | 1/1988 | Ogusu | D3/35 |
| D. 294,124 | 2/1988 | Angerman | D9/432 |
| D. 299,888 | 2/1989 | Maxwell | D3/35 |

Primary Examiner—Bruce W. Dunkins

Assistant Examiner—Y. Brunot

[57] **CLAIM**

The ornamental design for a record holder, as shown and described.

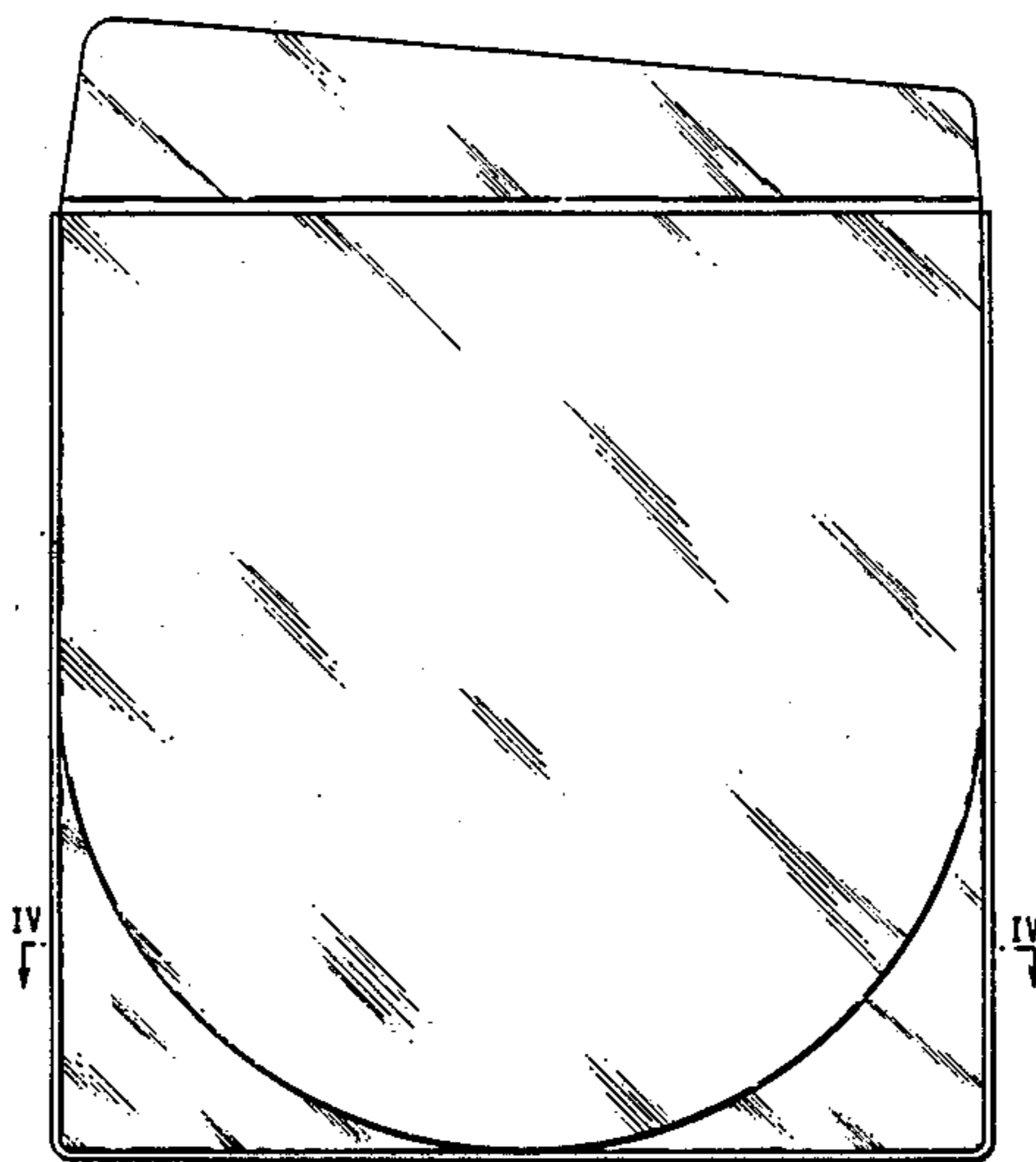
DESCRIPTION

FIG. 1 is a front elevational view of a record holder showing my new design;

FIG. 2 is a right side elevational view, the opposite side a mirror image thereof;

FIG. 3 is a bottom plan view; and

FIG. 4 is a cross section taken along line IV—IV of FIG. 1.



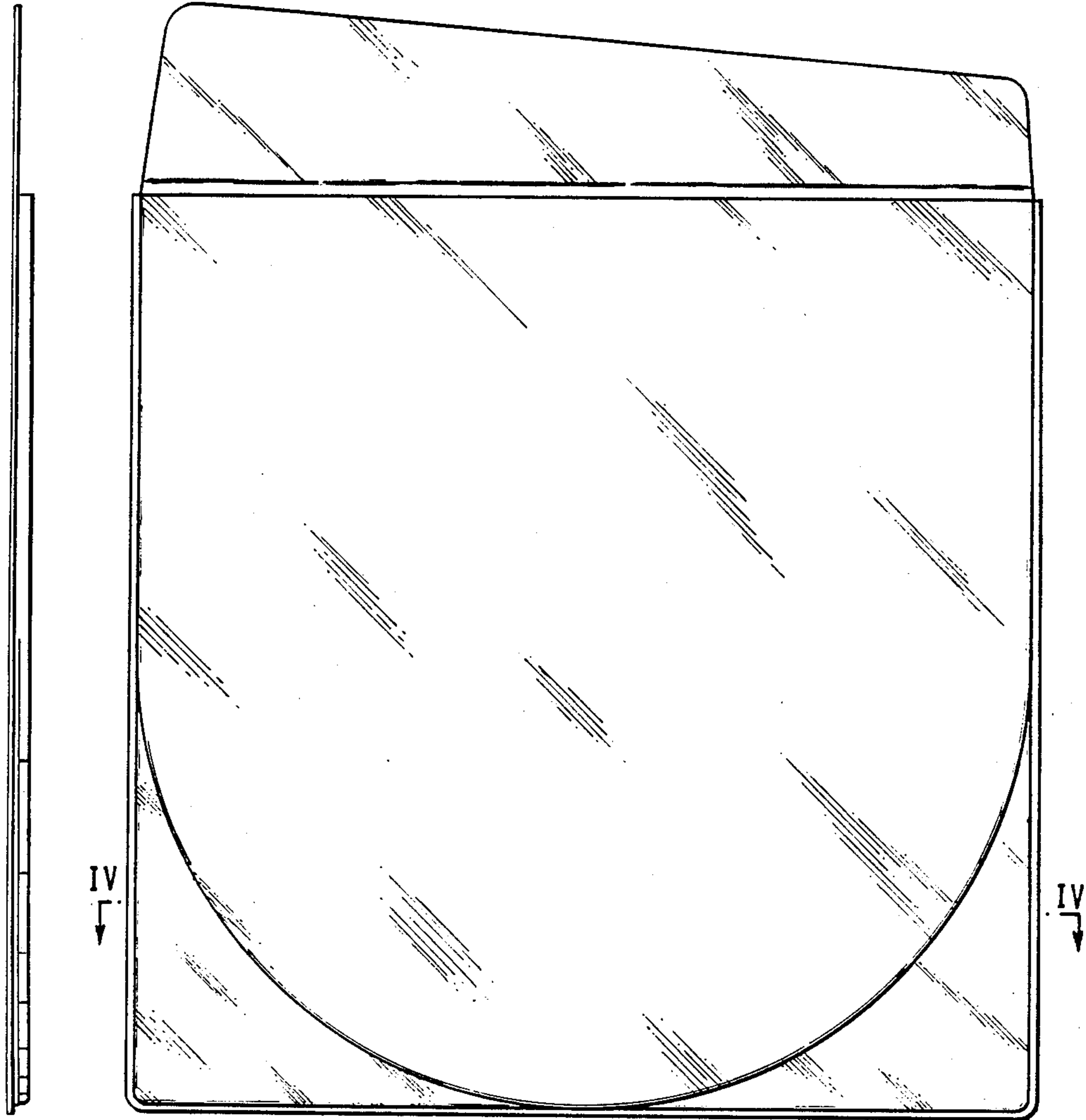


FIG. 2.

FIG. 1.




FIG. 3.




FIG. 4.