

[54] **TELESCOPIC UMBRELLA STICK FOR COLLAPSIBLE UMBRELLAS**

[75] **Inventors: Tilmann Schultes; Joachim Seidel,**
 both of Solingen, Fed. Rep. of Germany

[73] **Assignee: Kortenbach Verwaltungs-und Beteiligungsgesellschaft mbH & Co.,**
 Solingen, Fed. Rep. of Germany

[**] **Term: 14 Years**

[21] **Appl. No.: 825,438**

[22] **Filed: Feb. 3, 1986**

[52] **U.S. Cl. D3/10; 135/25 R**

[58] **Field of Search D3/8, 9, 10, 5, 6, 7;**
 135/19.5, 25, 20 A, 116, 114

[56] **References Cited**

U.S. PATENT DOCUMENTS

19,576	5/1835	Haupt	135/25 R
989,069	4/1911	Siewert	135/114 X
1,349,281	8/1920	King	135/25 R
1,797,019	3/1931	Polansky	135/25 X
2,165,967	7/1939	Haupt .	
3,586,014	6/1971	Veber	135/25 R

FOREIGN PATENT DOCUMENTS

1041928	9/1966	United Kingdom .
1241619	8/1971	United Kingdom .
1351305	4/1974	United Kingdom .
1533631	11/1978	United Kingdom .

Primary Examiner—James R. Largen
Assistant Examiner—Y. Brunot
Attorney, Agent, or Firm—Samuel Meerkreebs

[57] **CLAIM**

The ornamental designs for telescopic umbrella stick for collapsible umbrellas, as shown and described.

DESCRIPTION

FIG. 1 is a side elevational view of an umbrella stick, showing our new design;
 FIG. 2 is a cross sectional view taken at line 2—2 of FIG. 1;
 FIG. 3 is a side elevational view of another embodiment of a telescopic umbrella stick, similar to FIG. 1; and
 FIG. 4 is a cross sectional view taken at line 4—4 of FIG. 2.
 The telescopic umbrella stick is broken away in FIGS. 1 and 3 to indicate indeterminate length.
 The broken line representation of conventional umbrella hardware in FIGS. 1 and 3 for purposes of illustration and forms no part of the claimed design.

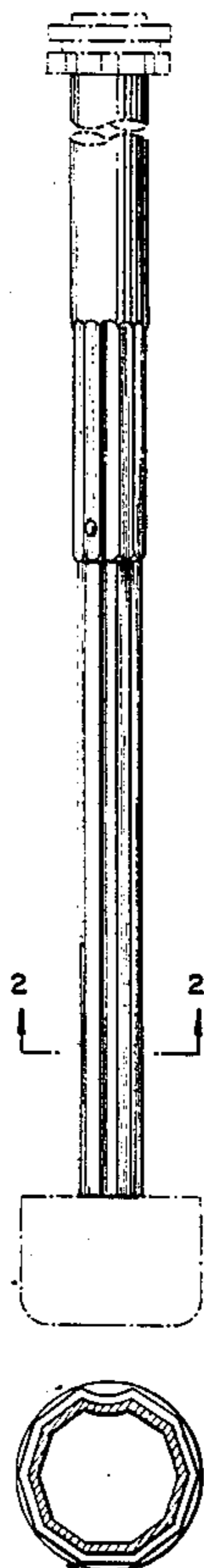


FIG. 1

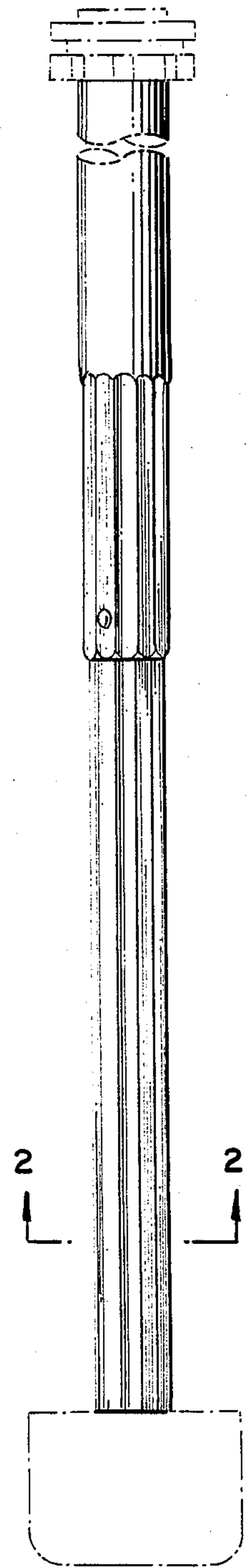


FIG. 3

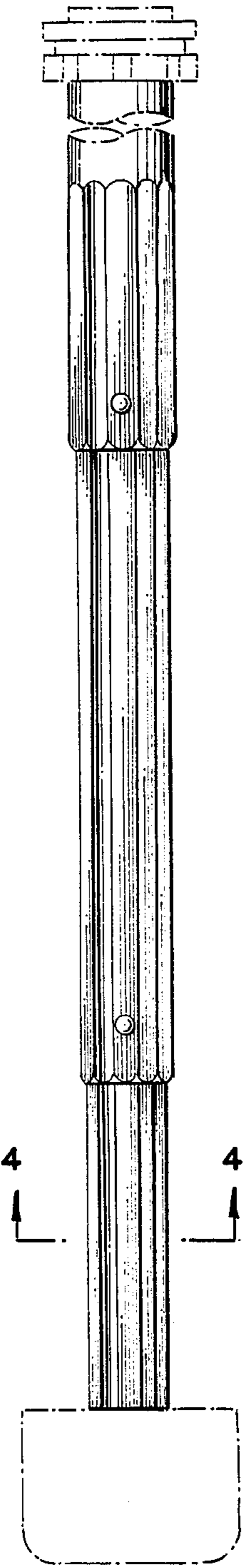


FIG. 2

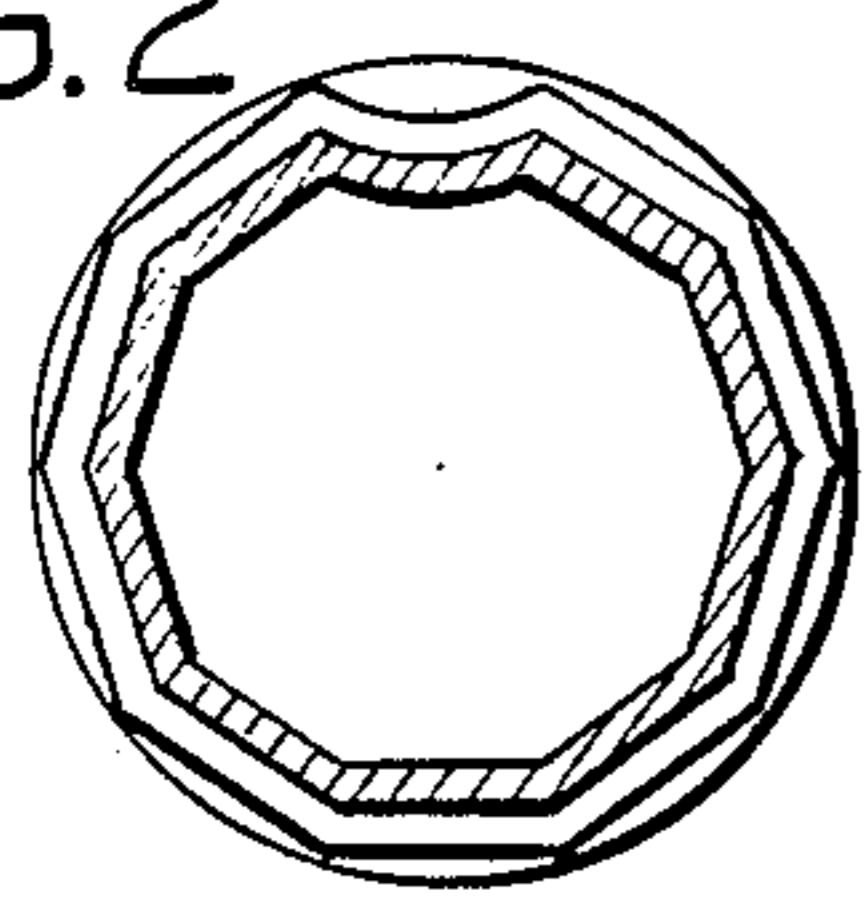


FIG. 4

