

[54] **BEVELLED TOY CONSTRUCTION ELEMENT**

[75] **Inventor: Jens N. Knudsen, Billund, Denmark**

[73] **Assignee: Interlego A.G., Baar, Switzerland**

[**] **Term: 14 Years**

[21] **Appl. No.: 128,478**

[22] **Filed: Dec. 2, 1987**

[52] **U.S. Cl. D21/108**

[58] **Field of Search D21/90, 108, 114, 115, D21/116, 117, 118, 119, 124, 138, 141; 446/85, 102, 103, 104, 107, 108, 109, 110, 111, 112, 113, 114, 115, 116, 117, 120, 121, 122, 124, 125, 127, 128**

[56] **References Cited**

U.S. PATENT DOCUMENTS

- 1,862,246 6/1932 Ticehurst D25/113
- 4,197,669 4/1980 Hynes D25/113
- 4,699,602 10/1987 Giorgi 446/124

FOREIGN PATENT DOCUMENTS

808212 7/1951 Fed. Rep. of Germany 446/124

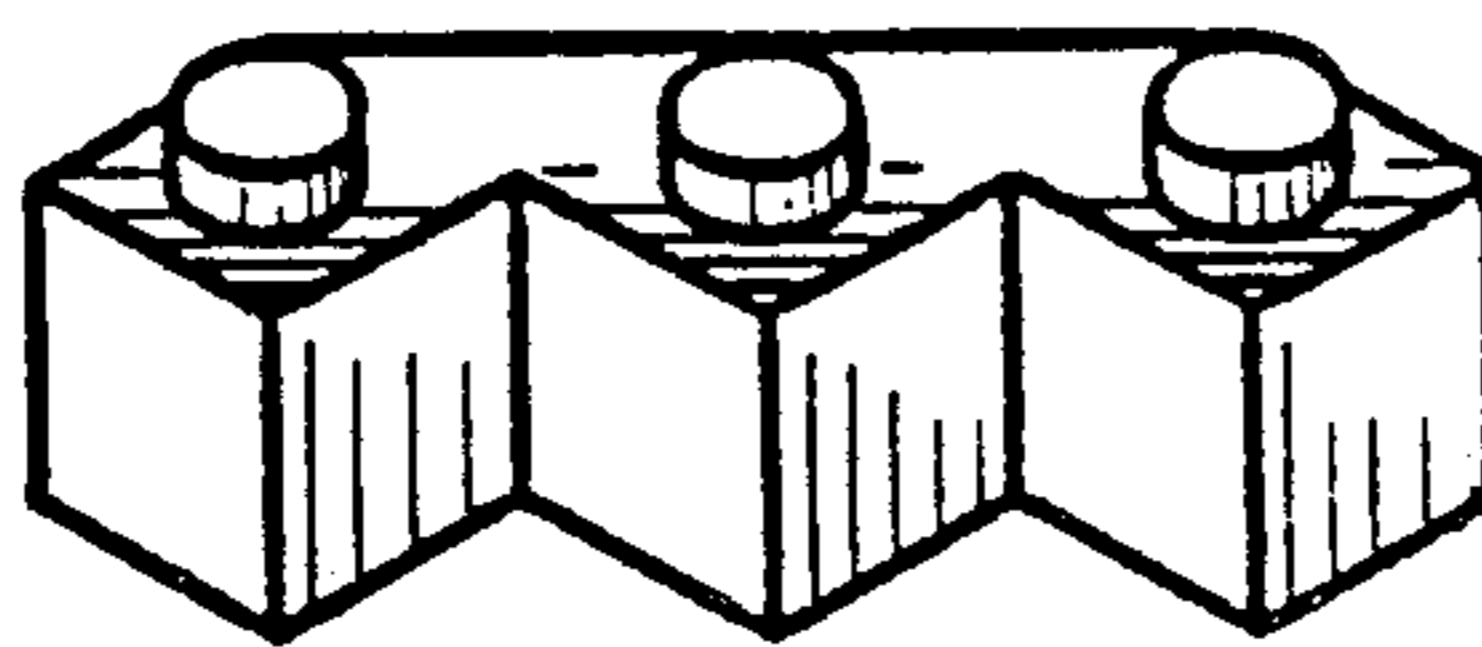
Primary Examiner—Charles A. Rademaker
Assistant Examiner—Alicia A. Farrell
Attorney, Agent, or Firm—Kane, Dalsimer, Sullivan, Kurucz, Levy, Eisele and Richard

[57] **CLAIM**

The ornamental design for a bevelled toy construction element, as shown and described.

DESCRIPTION

FIG. 1 is a top perspective view of the bevelled toy construction element showing my new design, FIG. 2 is a bottom perspective view thereof, FIG. 3 is a top plan view thereof, FIG. 4 is a bottom plan view thereof, FIG. 5 is a side elevational view thereof; the side opposite being a mirror image; FIG. 6 is a rear elevational view thereof; and FIG. 7 is a front elevational view thereof.



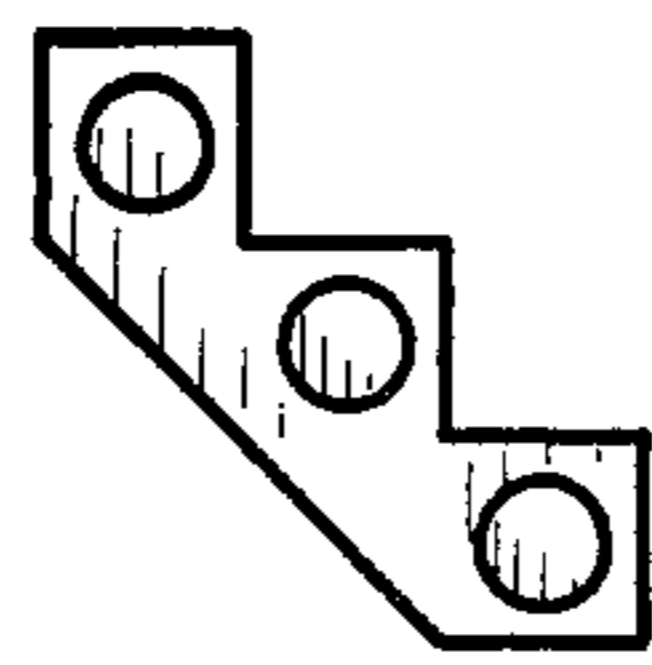


FIG.3

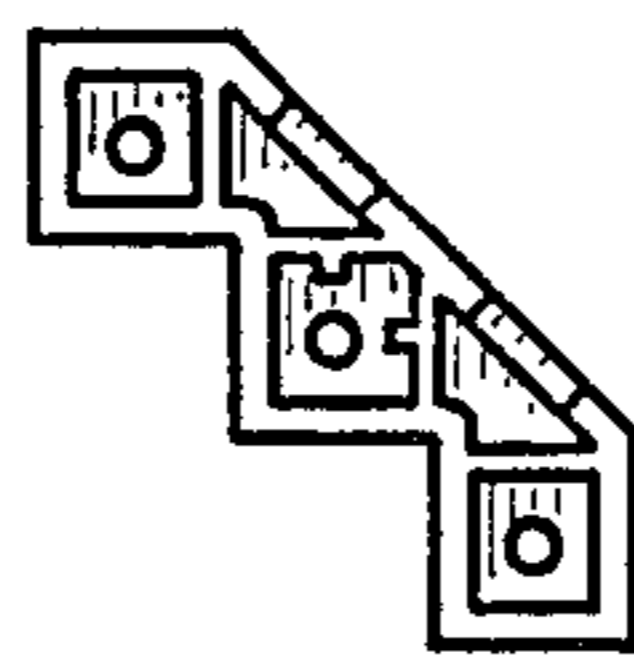


FIG.4



FIG.5



FIG.6



FIG.7

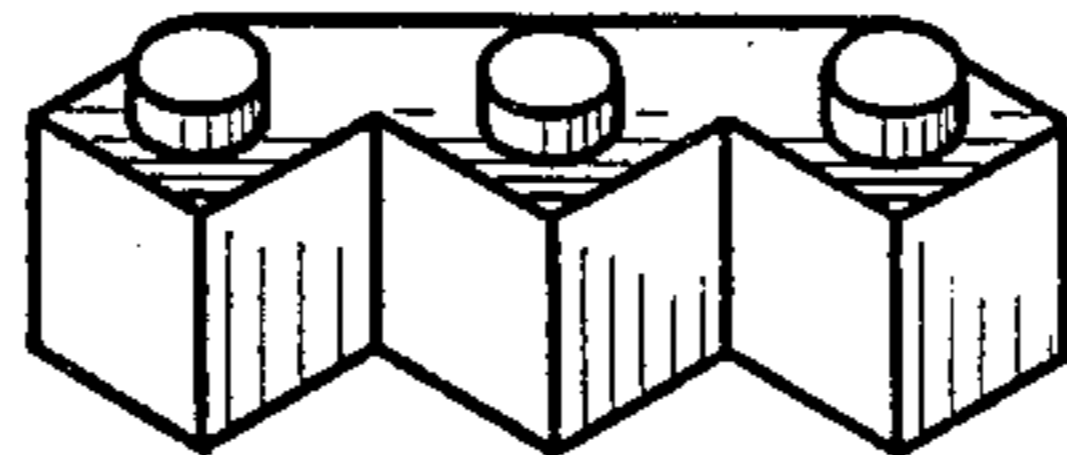


FIG.1



FIG.2