

[54] CARTRIDGE FOR TELEPHONE SYSTEM EQUIPMENT CABINET

[75] Inventor: Willi Lotz, Carp, Canada

[73] Assignee: Mitel Corporation, Canada

[**] Term: 14 Years

[21] Appl. No.: 931,789

[22] Filed: Nov. 18, 1986

[30] Foreign Application Priority Data

Aug. 21, 1986 [CA] Canada 21-08-86-15

[52] U.S. Cl. D14/240; D13/99; D13/24; D13/40; D14/121; D14/164; D14/256

[58] Field of Search D14/164, 140, 240, 121; 361/415, 406, 719, 709; 439/76; D13/40, 24, 99; 379/267, 436, 440, 110

[56] References Cited

U.S. PATENT DOCUMENTS

D. 236,502	8/1975	Saito	D14/121
D. 251,246	3/1979	Thomas et al.	D13/24
D. 262,369	12/1981	Hatakeyama	D14/121
D. 263,700	4/1982	Kice	D14/164
D. 270,051	8/1983	Smith	D13/99
D. 271,198	11/1983	Shimizu	D14/121
D. 276,910	12/1984	Lohrer et al.	D14/121
D. 288,557	3/1987	Du Bois	D13/99 X

D. 288,922	3/1987	Olla	D13/99
D. 292,088	9/1987	Eriksson	D13/40
3,476,983	11/1969	Robertis	439/76 X
3,573,558	4/1971	Babcock	361/415
4,179,178	12/1979	Bachman et al.	439/76 X
4,397,513	8/1983	Clark et al.	439/76
4,464,832	8/1984	Dsick et al.	439/76 X
4,566,653	1/1986	Bettinger et al.	D14/121
4,591,950	5/1986	Houpf	361/406
4,641,900	2/1987	Japngie	439/76
4,689,718	8/1987	Mane et al.	439/76 X
4,756,645	7/1988	Lane et al.	439/76
4,811,165	3/1989	Currier et al.	439/76 X

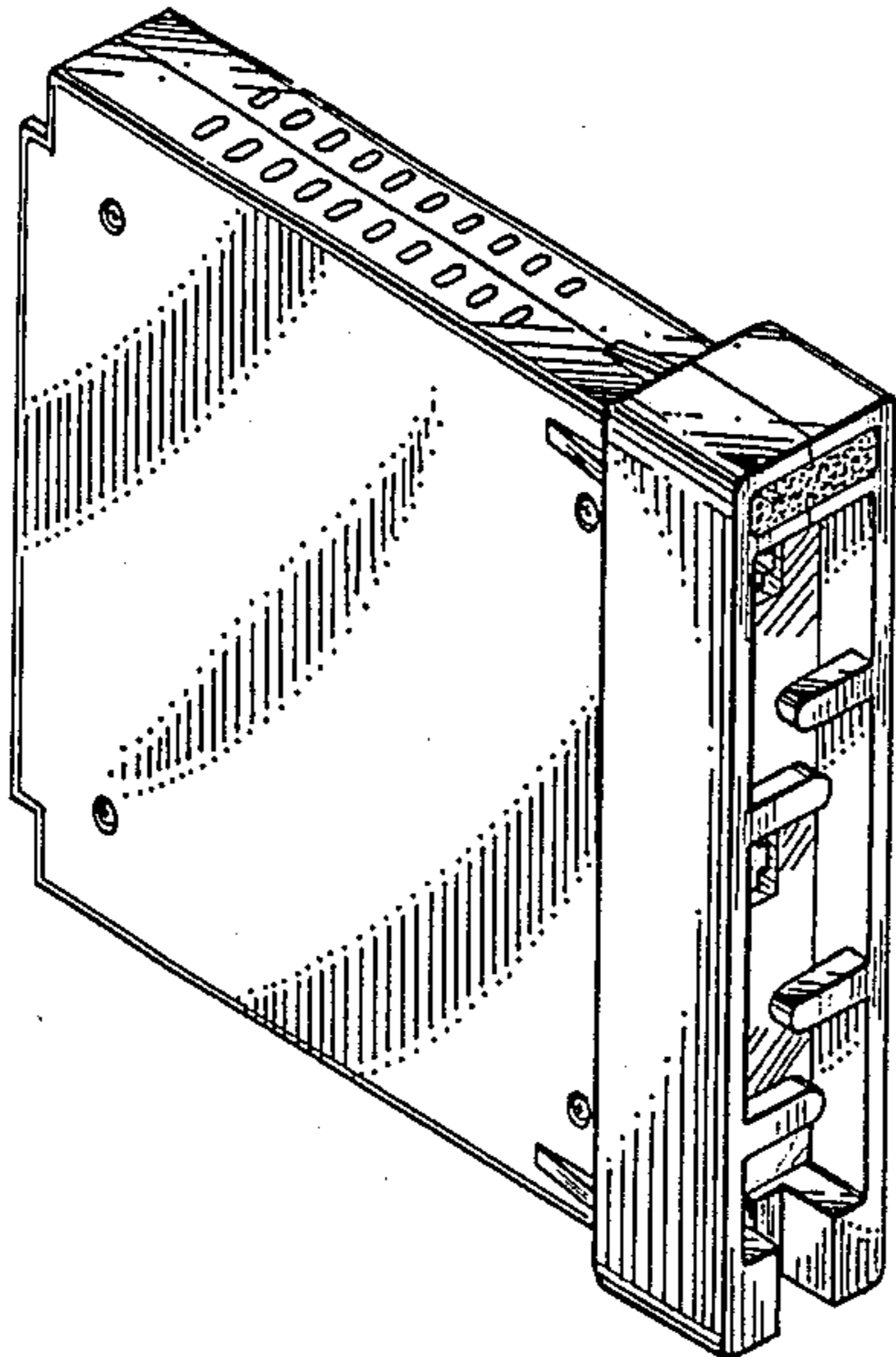
Primary Examiner—Horace B. Fay, Jr.
Attorney, Agent, or Firm—Sandler & Greenblum

[57] CLAIM

The ornamental design for a cartridge for telephone system equipment cabinet, as shown and described.

DESCRIPTION

FIG. 1 is a left side, top and front perspective view of a cartridge for telephone system equipment cabinet showing my new design;
FIG. 2 is a front elevational view thereof;
FIG. 3 is a right side elevational view thereof;
FIG. 4 is a top plan view thereof;
FIG. 5 is a rear elevational view thereof;
FIG. 6 is a left side elevational view thereof; and
FIG. 7 is a bottom plan view thereof.



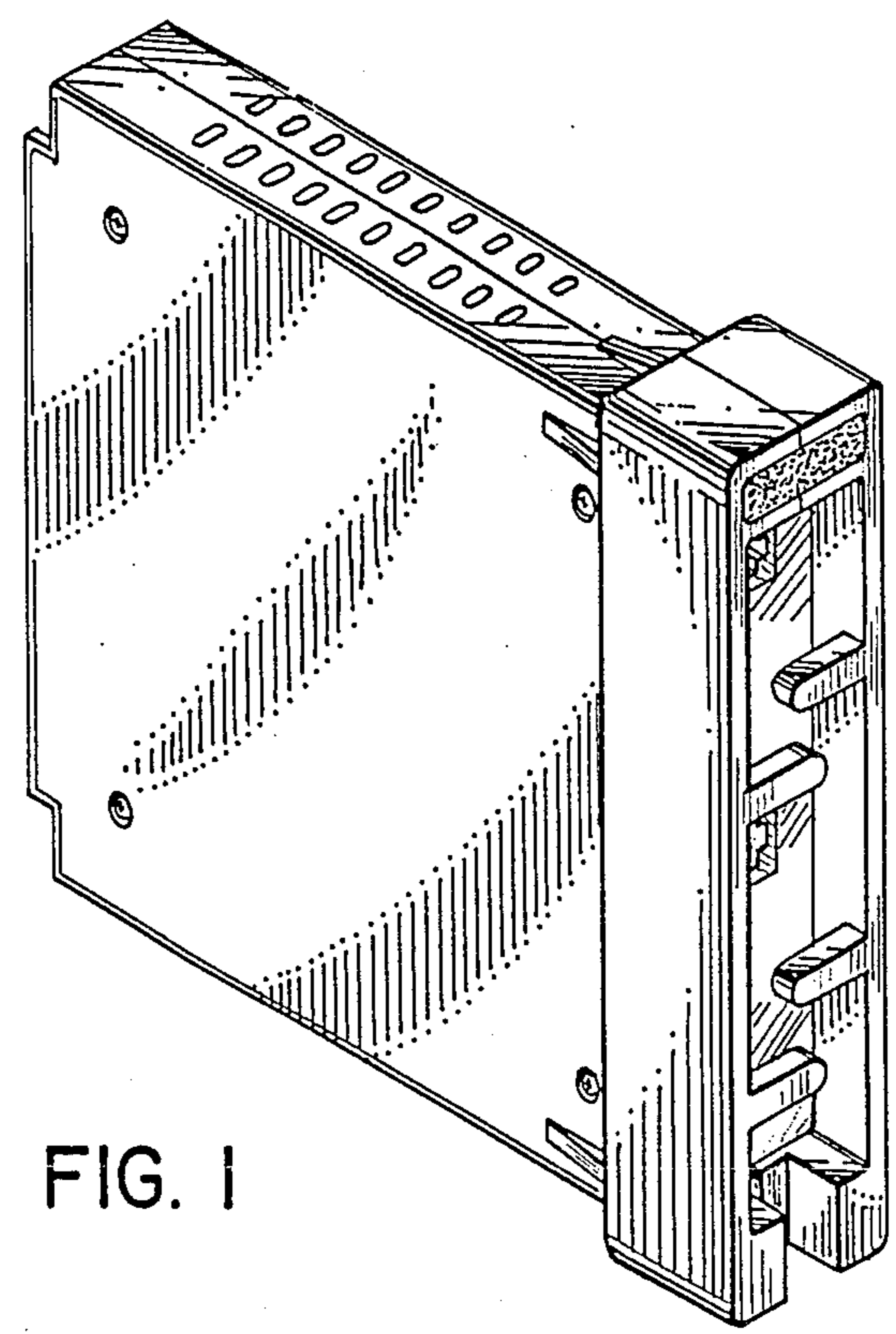


FIG. 1

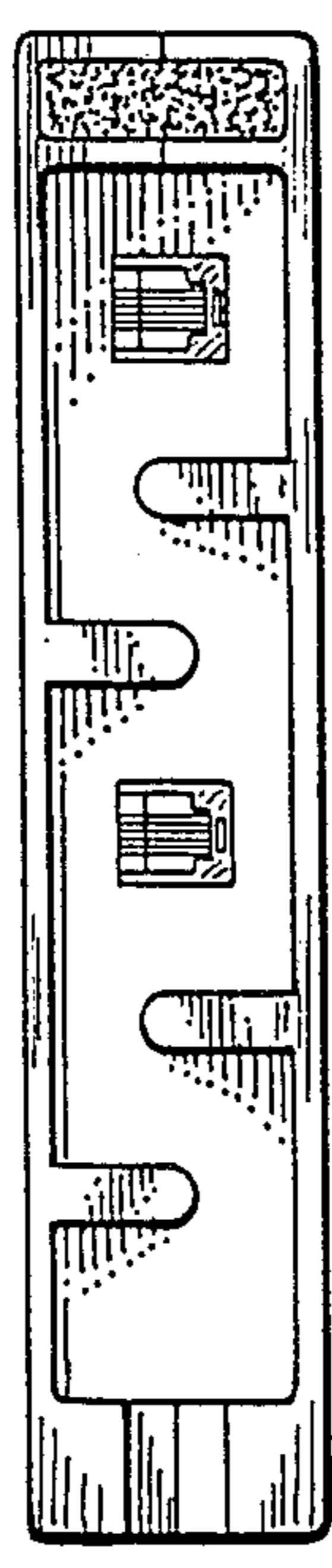


FIG. 2

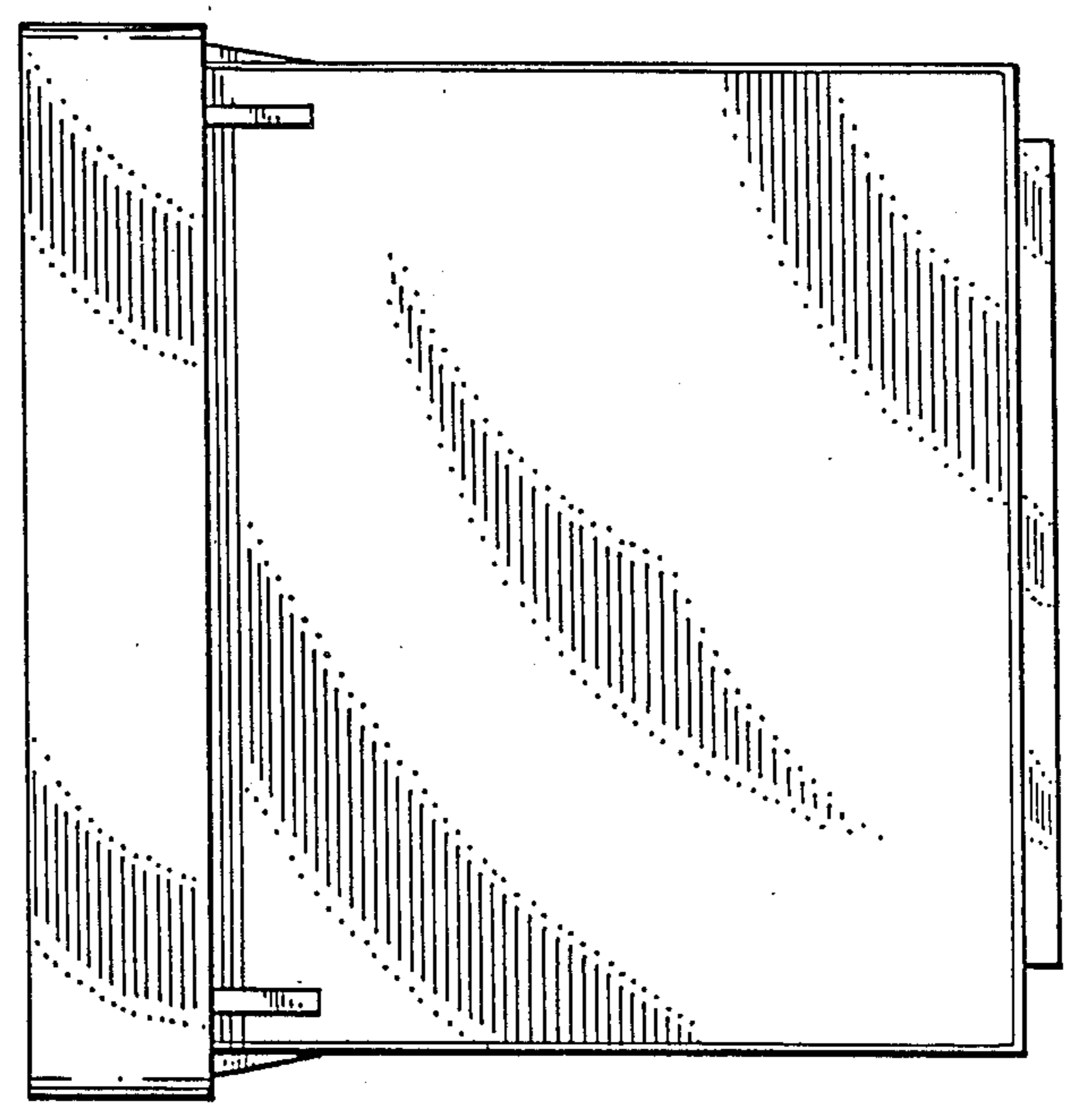


FIG. 3

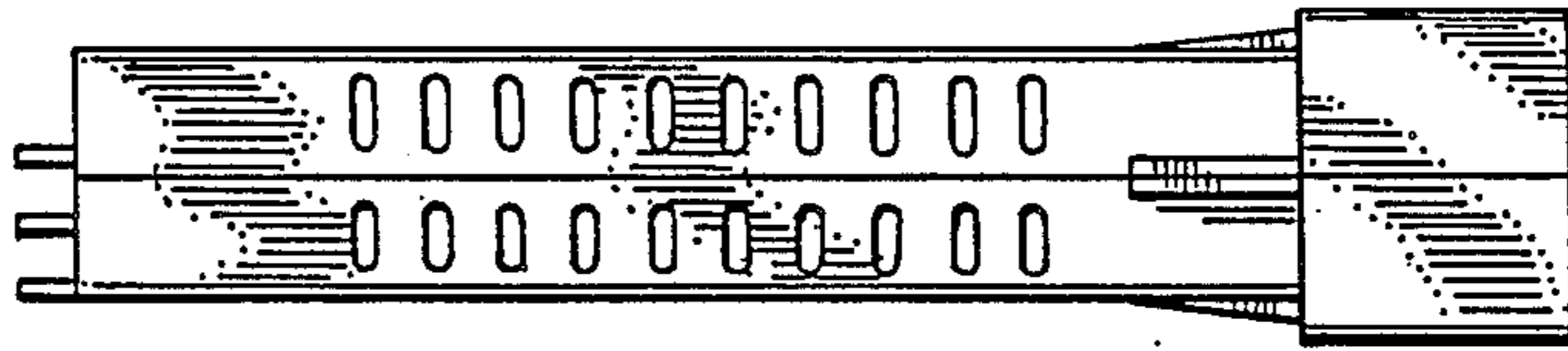


FIG. 4

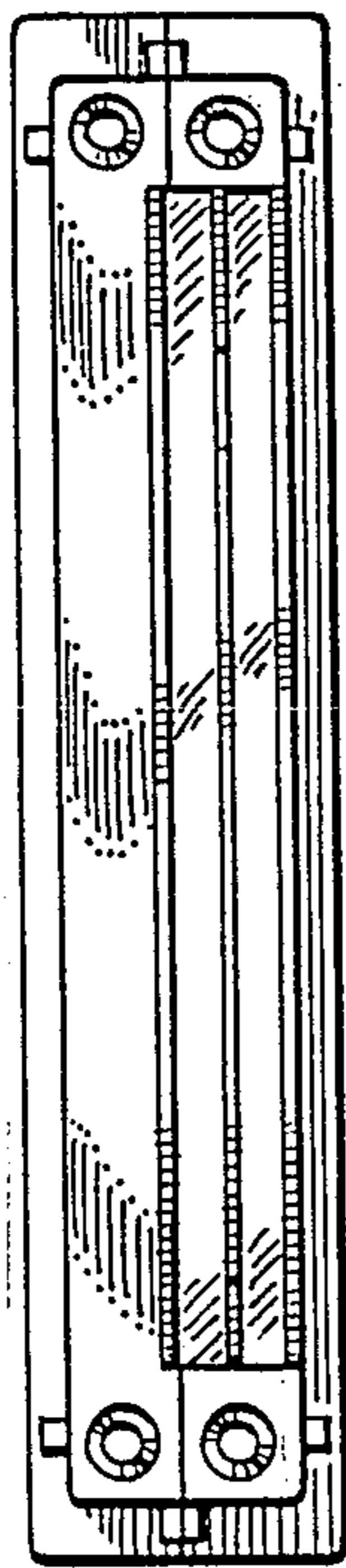


FIG. 5

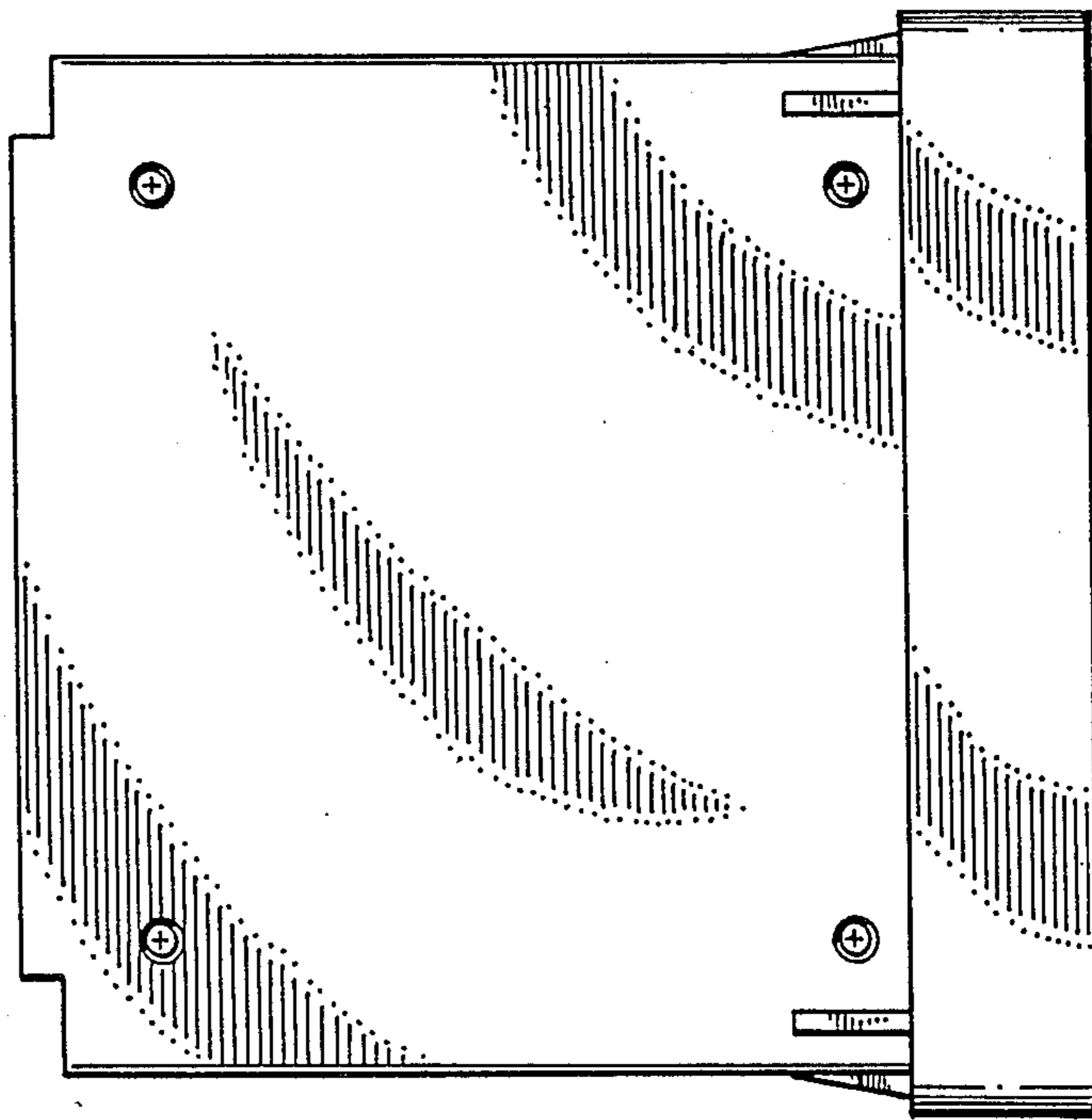


FIG. 6

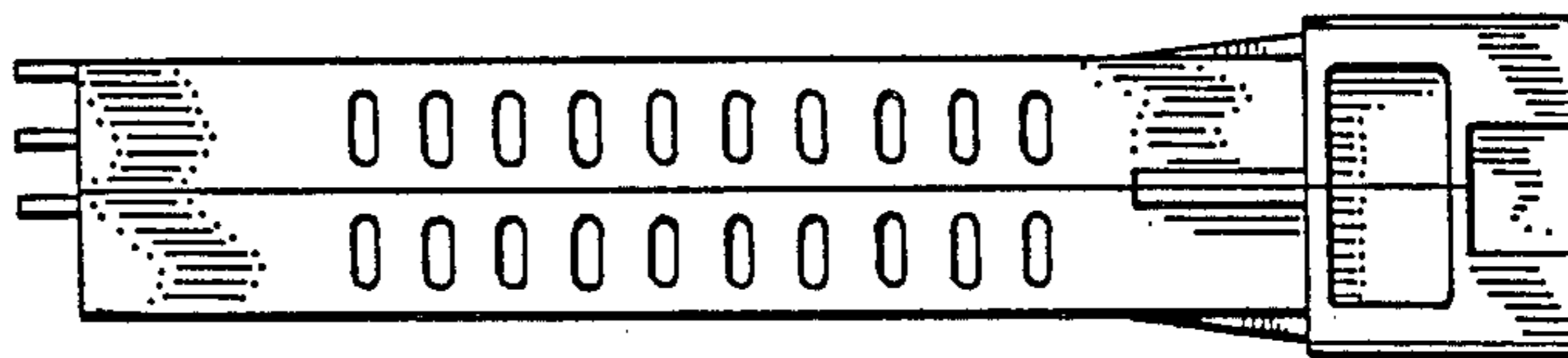


FIG. 7