

[54] **COMPUTER CONTROLLED TIME CLOCK WITH FOLD-UP KEYBOARD**

[75] **Inventor: Durward W. Calkins, Cincinnati, Ohio**

[73] **Assignee: Cincinnati Time, Inc., Cincinnati, Ohio**

[**] **Term: 14 Years**

[21] **Appl. No.: 913,221**

[22] **Filed: Sep. 26, 1986**

[52] **U.S. Cl. D10/41**

[58] **Field of Search D14/100-117; D10/40, 41; D18/1, 7, 11, 12, 2, 5, 6; 235/145 A, 145 R, 375, 376, 482; 340/700, 706, 711, 712; 400/682, 677, 472, 489, 492, 496, 676; 364/130, 143, 144, 145, 146, 189, 200, 401, 706, 707, 406, 708, 709, 710; 368/68, 69, 107, 110-113, 223; 346/20, 47, 80**

[56] **References Cited**

U.S. PATENT DOCUMENTS

D. 254,195	2/1980	Genaro et al.	D14/100 X
D. 263,707	4/1982	Fukushima et al.	D14/100 X
D. 276,220	11/1984	Witts et al.	D10/41
D. 277,170	1/1985	Sugiyama et al.	D10/41
D. 298,921	12/1988	Berry, Sr. et al.	D10/41
3,775,752	11/1973	Lorenzo .	
4,170,015	10/1979	Elliano et al. .	
4,270,043	5/1981	Baxter et al. .	
4,300,040	11/1981	Gould et al.	235/380 X

OTHER PUBLICATIONS

Brochure, Seiko Quartz System Clocks (16.8d/Sei).
Brochure, Philips Time Master (002484083.0/3).
Brochure, Datachron.
Instruction Manual, Stromberg EPR 200 (7/25/84 pp. 1.1 and 2.1).


Primary Examiner—Susan J. Lucas
Assistant Examiner—Freda S. Nunn
Attorney, Agent, or Firm—Wood, Herron & Evans

[57] **CLAIM**

The ornamental design for a computer controlled time clock with fold-up keyboard, as shown and described.

DESCRIPTION

FIG. 1 is a left front perspective view of a computer controlled time clock with fold-up keyboard showing my new design;
FIG. 2 is a front elevational view thereof;
FIG. 3 is a right side elevational view thereof, the left side being a mirror image;
FIG. 4 is a top plan view thereof;
FIG. 5 is a bottom plan view thereof;
FIG. 6 is a rear elevational view thereof;
FIG. 7 is a top plan view thereof, with the keyboard in the unfolded and open position;
FIG. 8 is a right side elevational view thereof, the left side being a mirror image;
FIG. 9 is a front elevational view thereof, with the keyboard in the unfolded and open position;
FIG. 10 is a bottom plan view thereof, with the keyboard in the unfolded position and open position;
FIG. 11 is a rear elevational view thereof, with the keyboard in the unfolded and open position.



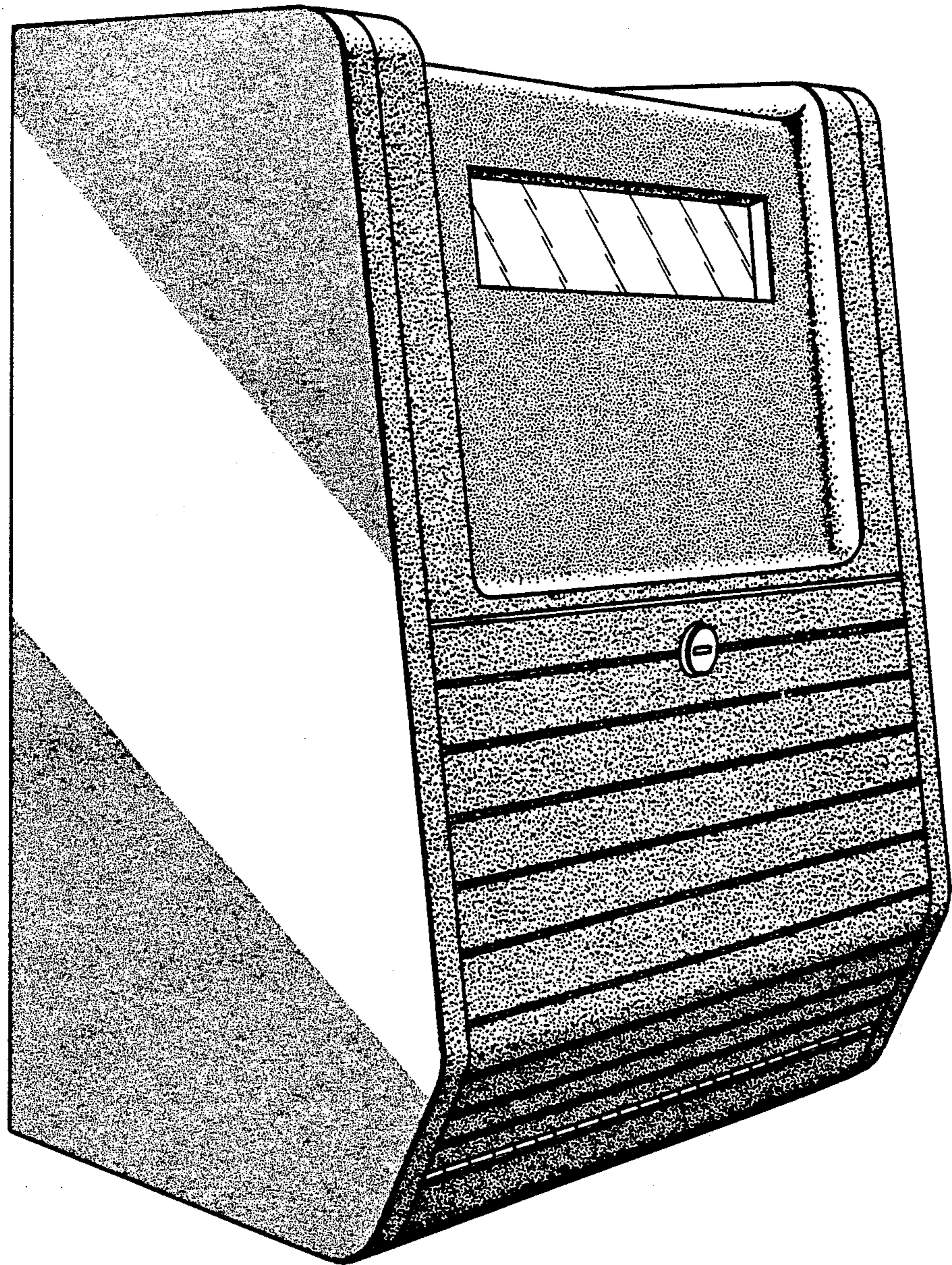


FIG. 1




FIG. 2




FIG. 3




FIG. 4




FIG. 5

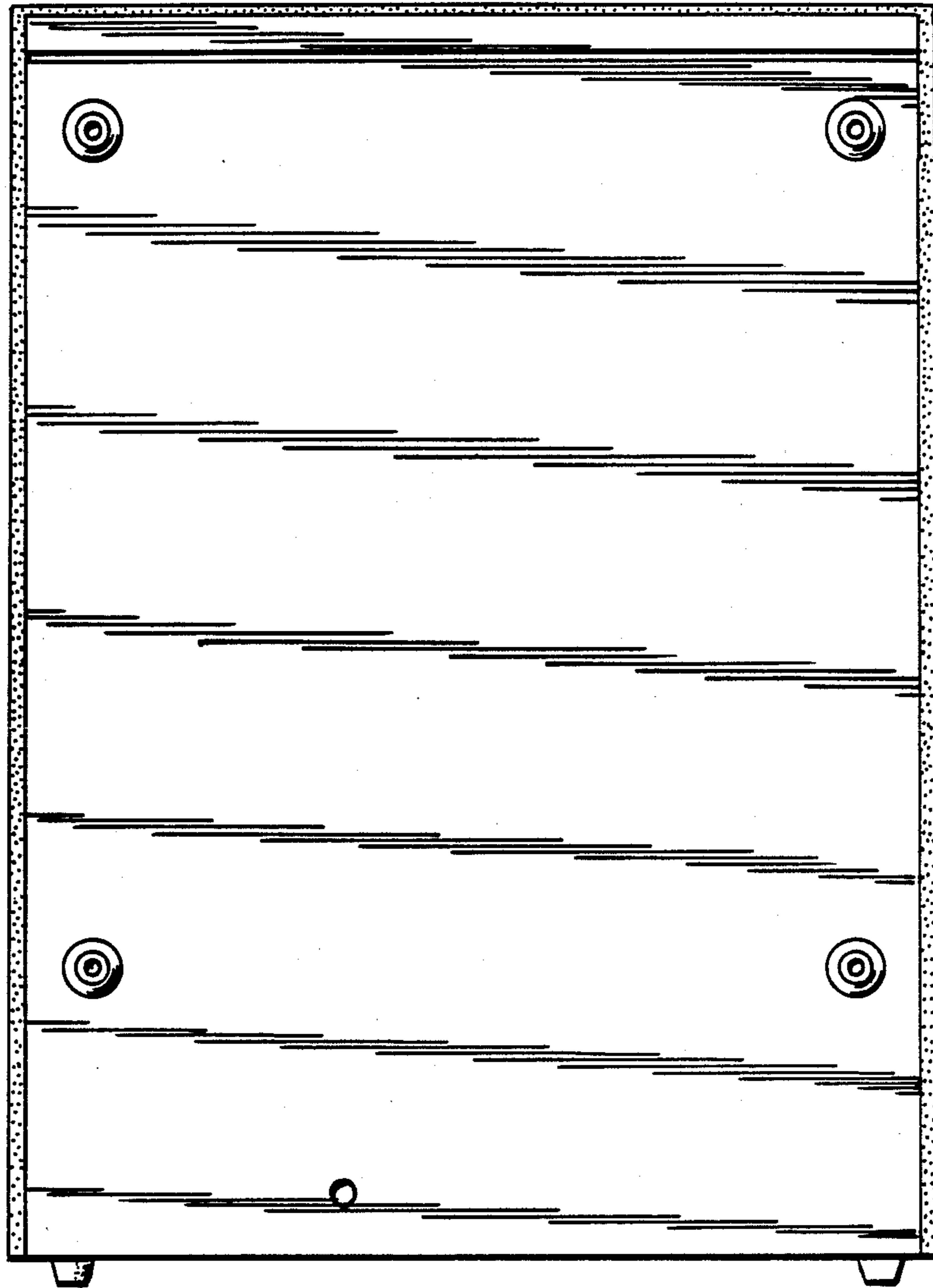


FIG. 6




FIG. 7

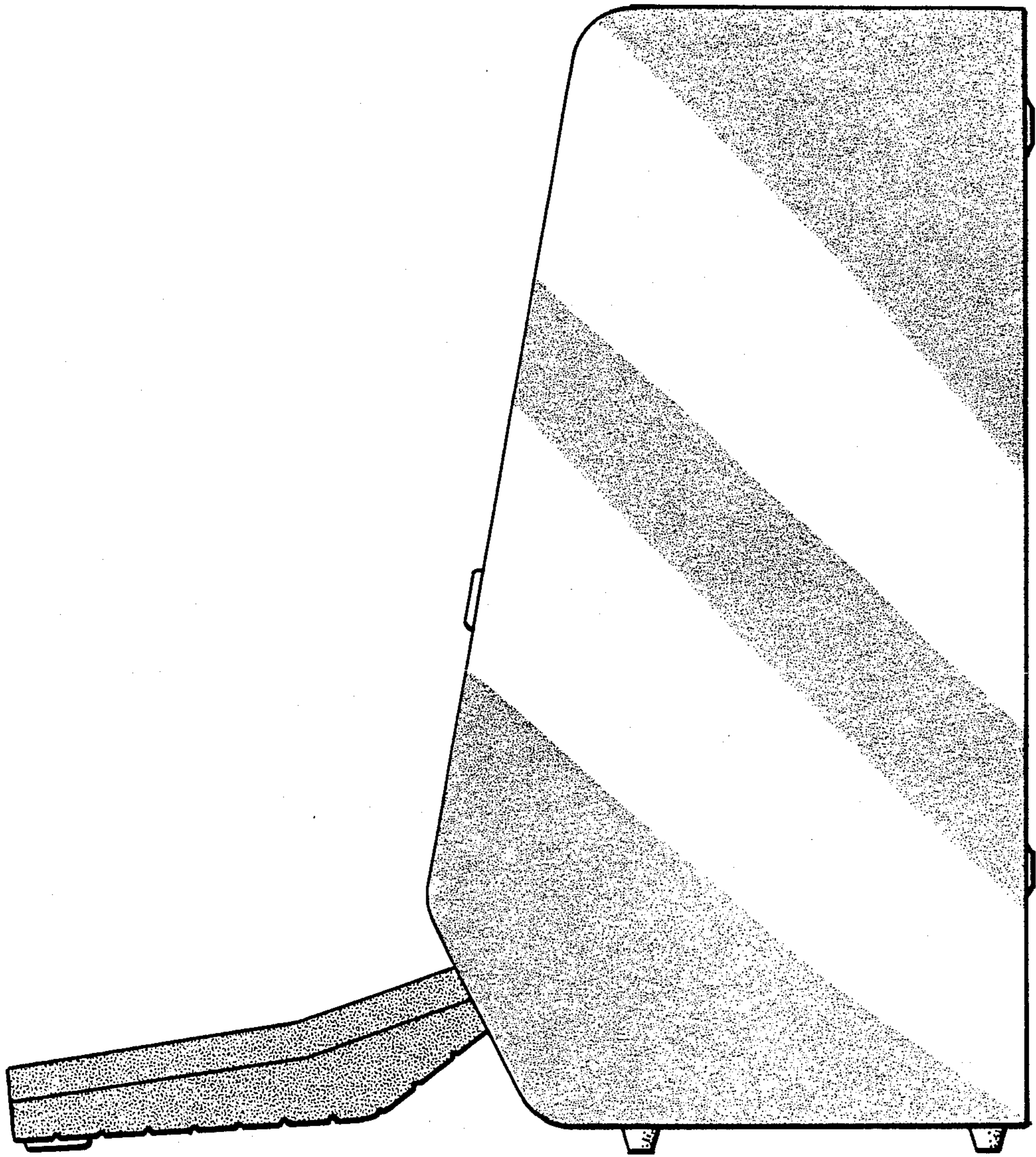


FIG. 8




FIG. 9

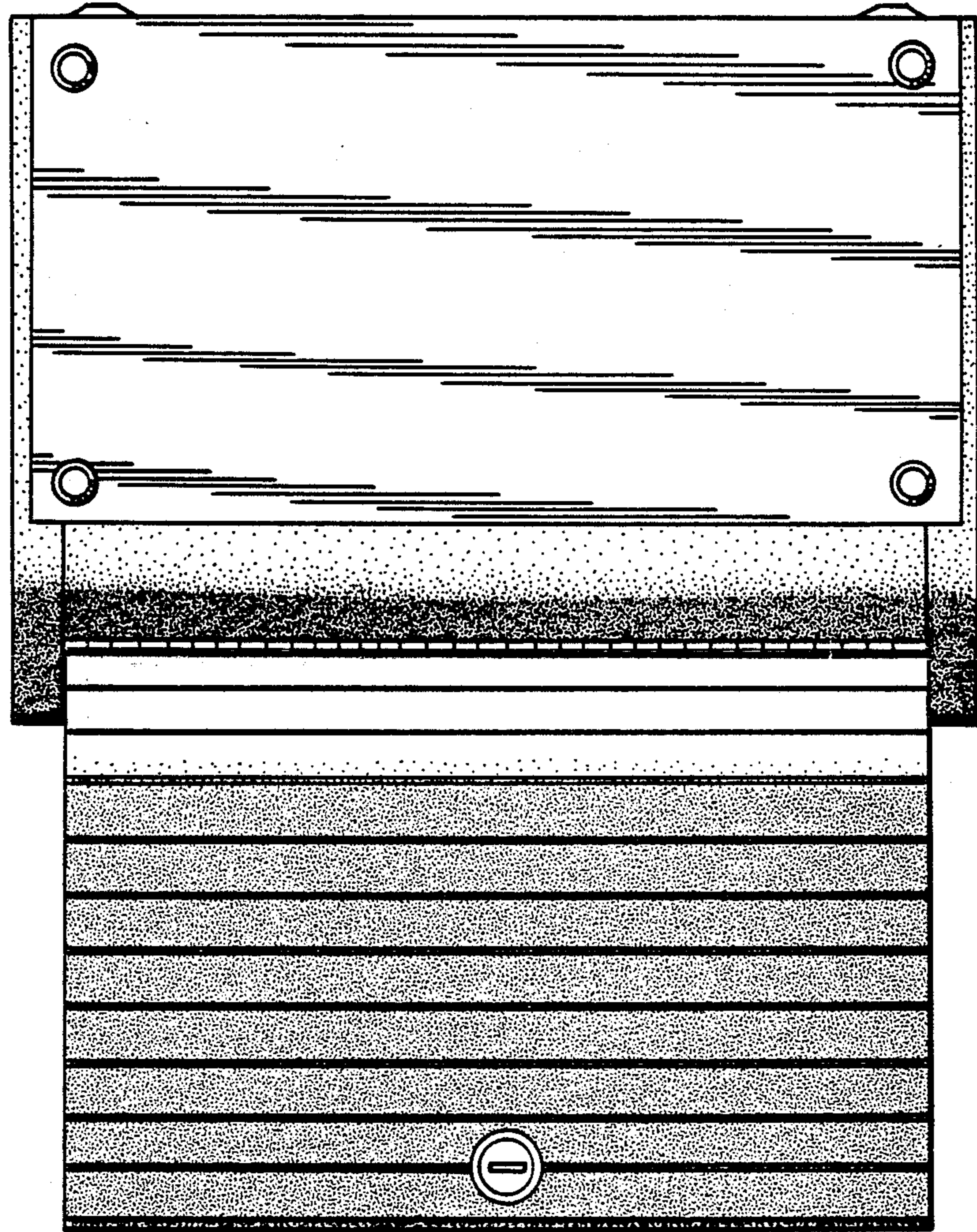


FIG. 10

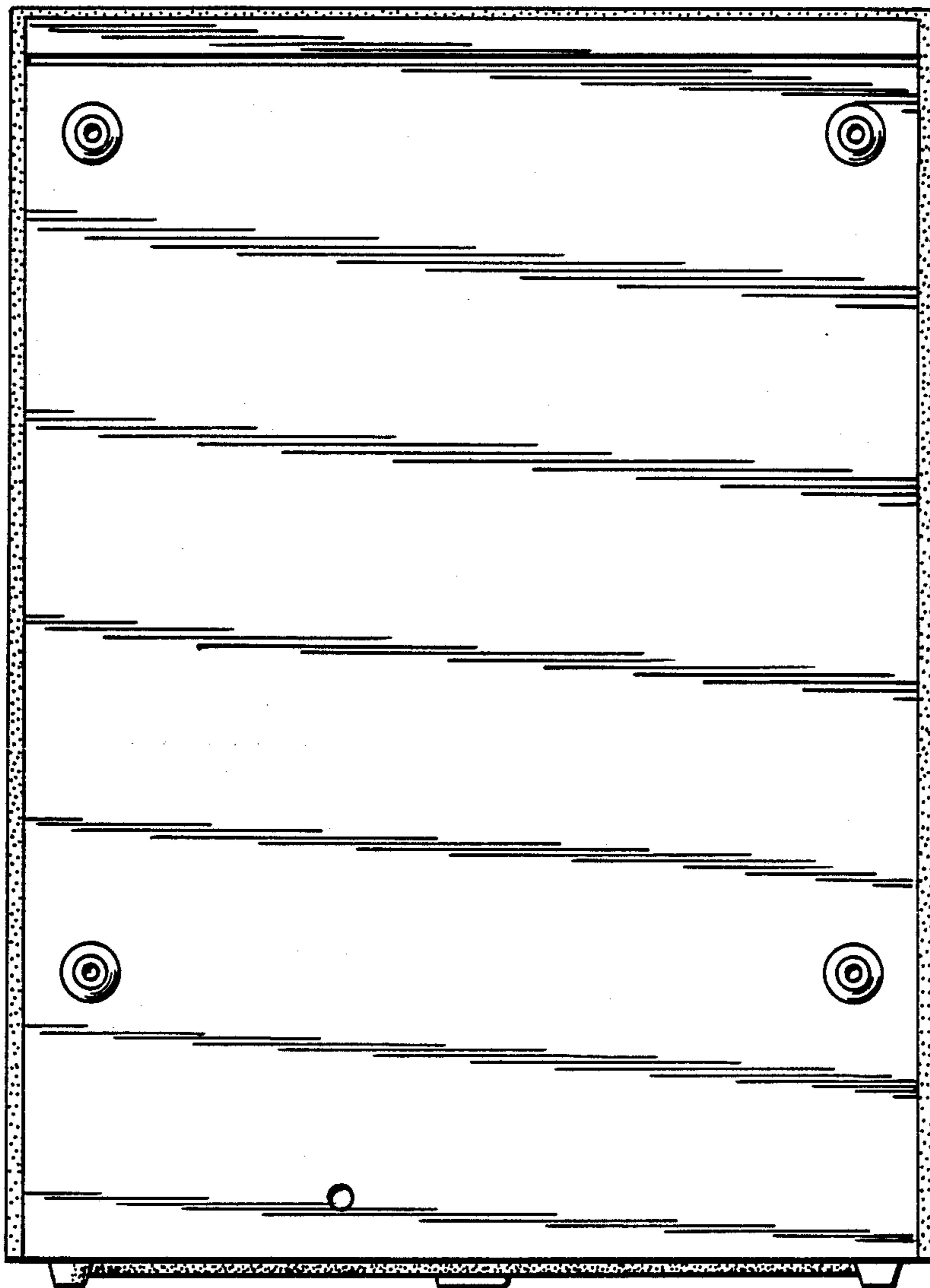


FIG. II