

[54] **FOLDABLE KNIFE**

[75] **Inventor:** Ralph F. Osterhout, San Francisco, Calif.

[73] **Assignee:** Tekna, Redwood City, Calif.

[**] **Term:** 14 Years

[21] **Appl. No.:** 24,102

[22] **Filed:** Mar. 9, 1987

[52] **U.S. Cl.** D8/99; D8/107

[58] **Field of Search** D8/14, 95-102,
D8/105, 107; D22/118; 30/155-163, 164, 340,
112, 329-339, 340; 7/118, 119, 158

[56] **References Cited**

U.S. PATENT DOCUMENTS

D. 149,814 6/1948 Hvale et al. 30/340 X
3,568,315 3/1971 Smith 30/161
4,425,709 1/1984 Quenzi 30/161

FOREIGN PATENT DOCUMENTS

283234 3/1931 Italy 30/160

OTHER PUBLICATIONS

Travelware, Aug. 1986, p. 25, "The Cutting Edge", by Tekna.

Primary Examiner—Bruce W. Dunkins

Assistant Examiner—Clare E. Heflin

Attorney, Agent, or Firm—Townsend & Townsend

[57] **CLAIM**

The ornamental design for a foldable knife, as shown and described.

DESCRIPTION

FIG. 1 is a perspective view of the foldable knife showing my new design in the open position;

FIG. 2 is a top plan view thereof;

FIG. 3 is a front elevational view thereof;

FIG. 4 is a rear elevational view thereof;

FIG. 5 is a right side elevational view thereof;

FIG. 6 is a left side elevational view thereof;

FIG. 7 is a bottom plan view thereof;

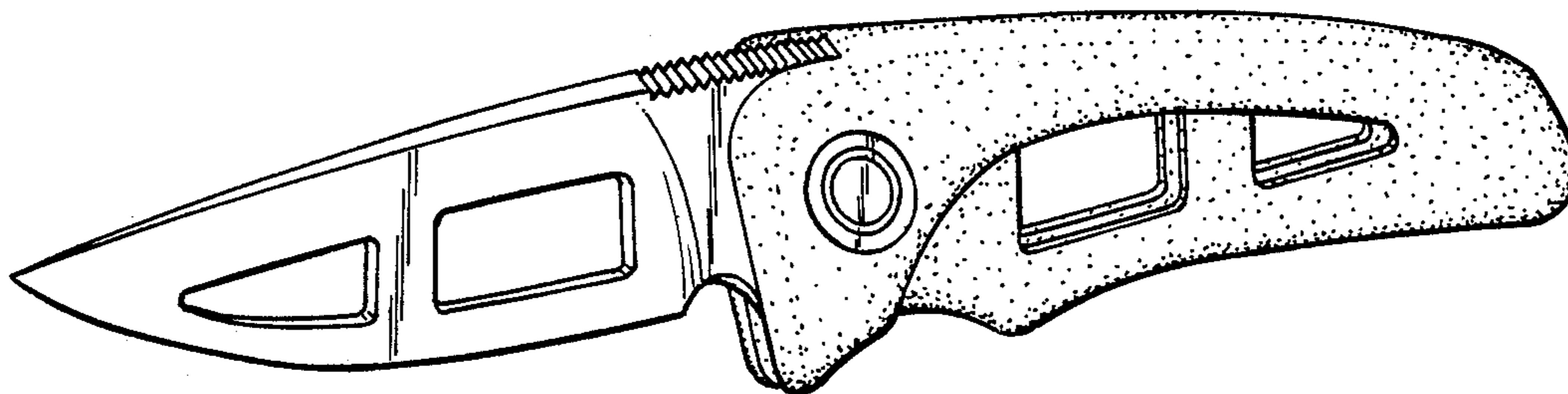
FIG. 8 is a perspective view of the foldable knife showing my new design in the folded position;

FIG. 9 is a top plan view thereof;

FIG. 10 is a front elevational view thereof;

FIG. 11 is a right side elevational view thereof;

FIG. 12 is a bottom plan view thereof.



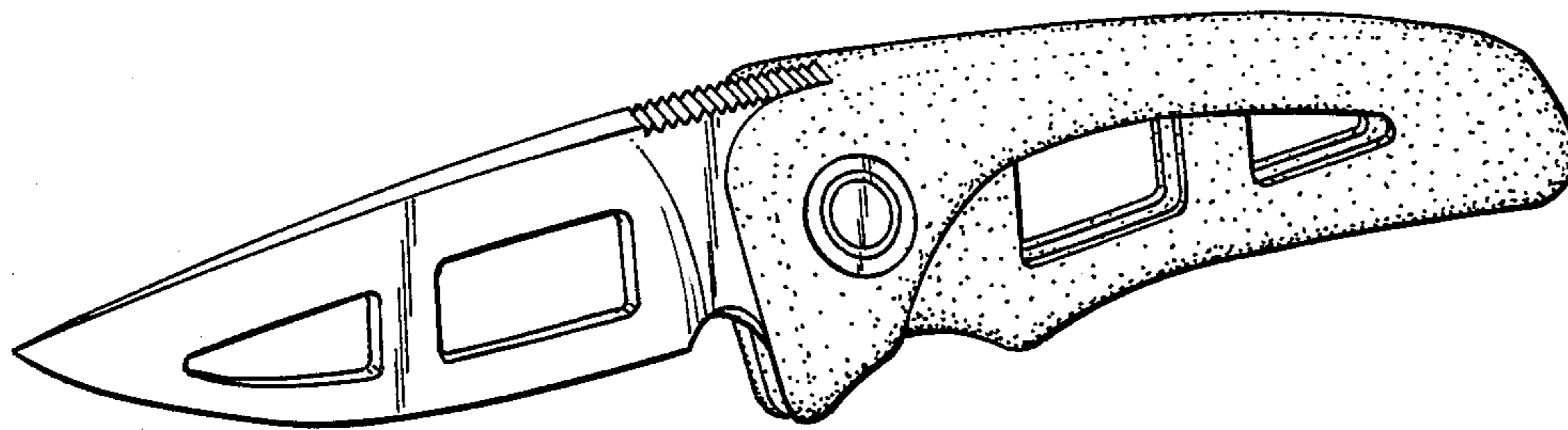


FIG. 1.



FIG. 2.



FIG. 3.



FIG. 4.

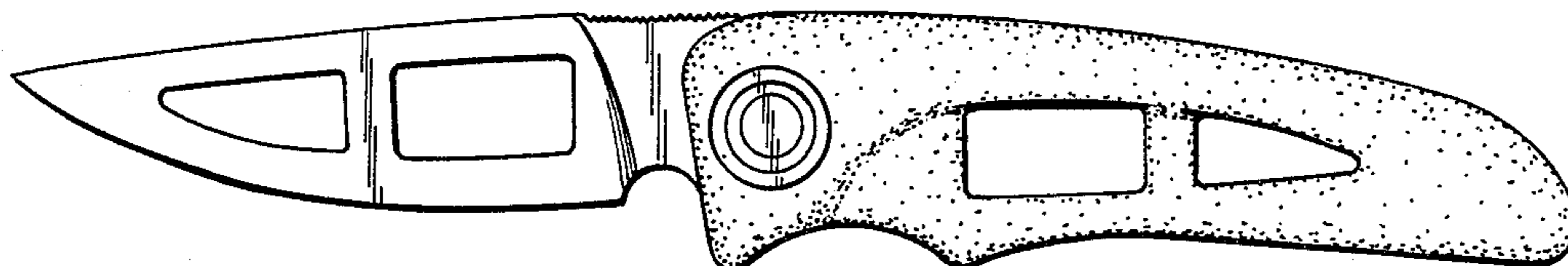


FIG. 5.

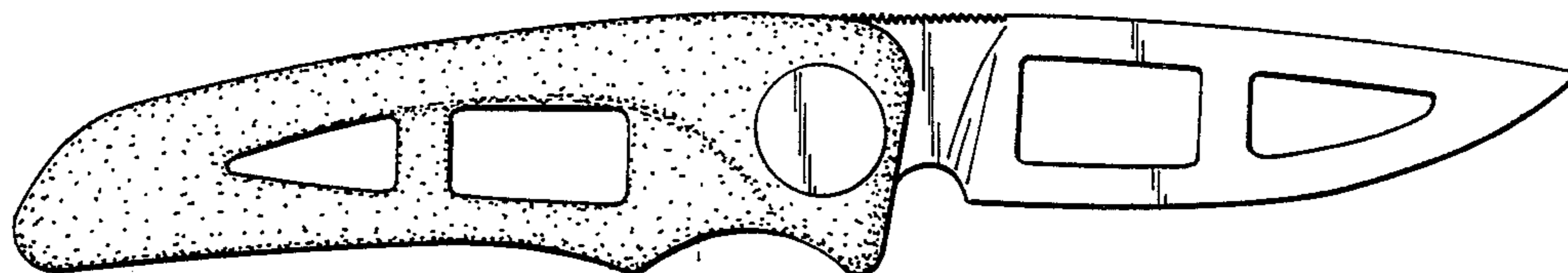


FIG. 6.



FIG. 7.

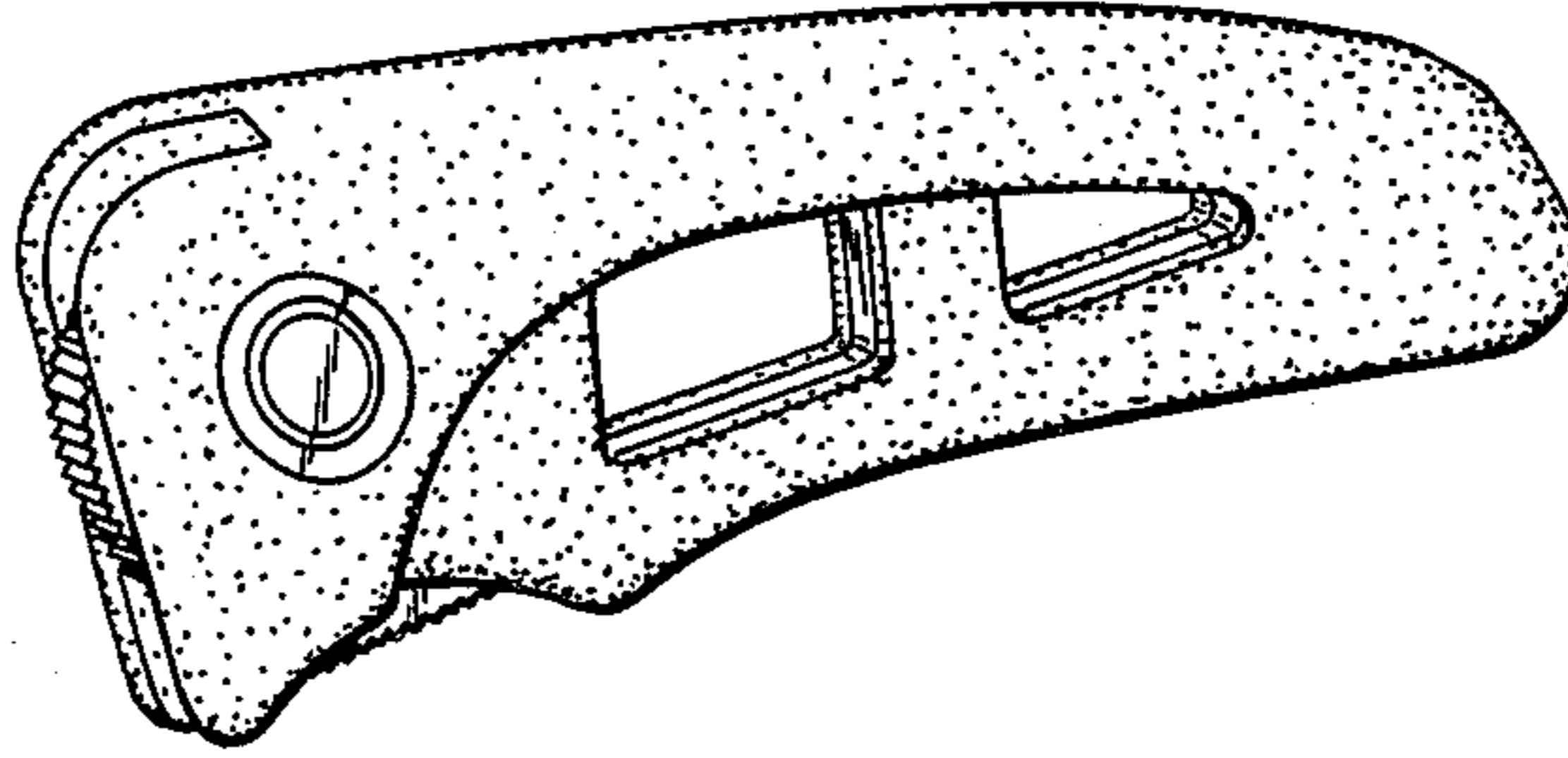


FIG. 8.



FIG. 9.



FIG. 12.

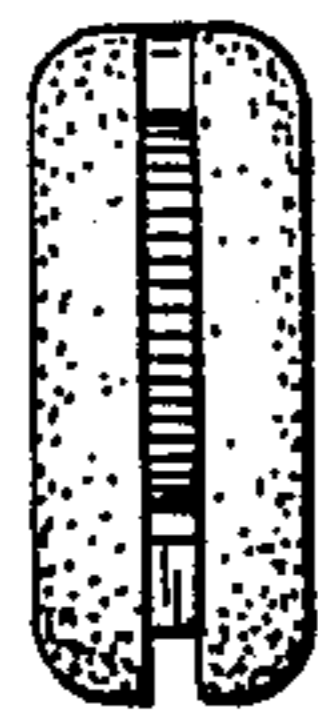


FIG. 10.

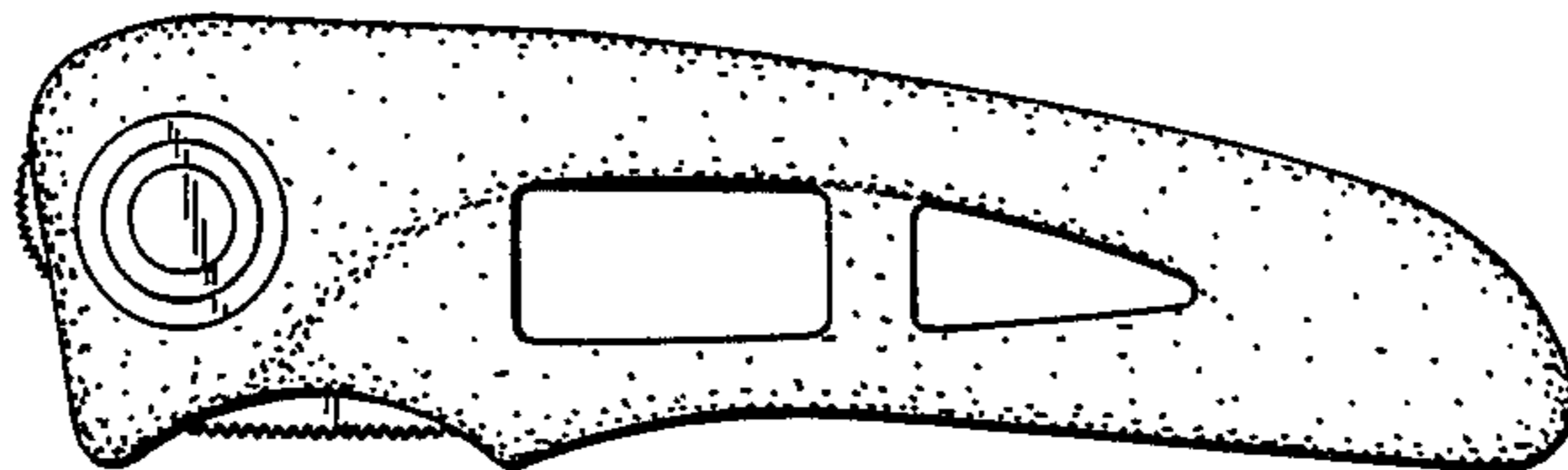


FIG. 11.