

[54] **BOAT CARRIER**

[76] **Inventor: Malcolm P. Smith, 22 Delaware Road, Ermington, New South Wales, Australia, 2115**

[\*\*] **Term: 14 Years**

[21] **Appl. No.: 21,025**

[22] **Filed: Mar. 3, 1987**

[52] **U.S. Cl. .... D34/24; D34/23**

[58] **Field of Search ..... D34/12, 24, 26, 23; 280/47.13 B, 42, 47.27, 638; 114/344**

[56] **References Cited**

**U.S. PATENT DOCUMENTS**

D. 237,786	11/1975	Gilster .....	D34/24
4,392,665	7/1983	Miller et al. ....	280/47.13 B
4,566,708	1/1986	Specie .....	D34/23
4,602,802	7/1986	Morgan .....	114/344
4,615,534	10/1986	Blain .....	280/47.13 B
4,706,983	11/1987	Griswold .....	280/47.13 B

**FOREIGN PATENT DOCUMENTS**

272080	10/1964	Australia .	
68090	6/1981	Australia .	
1546817	11/1968	France .....	114/344

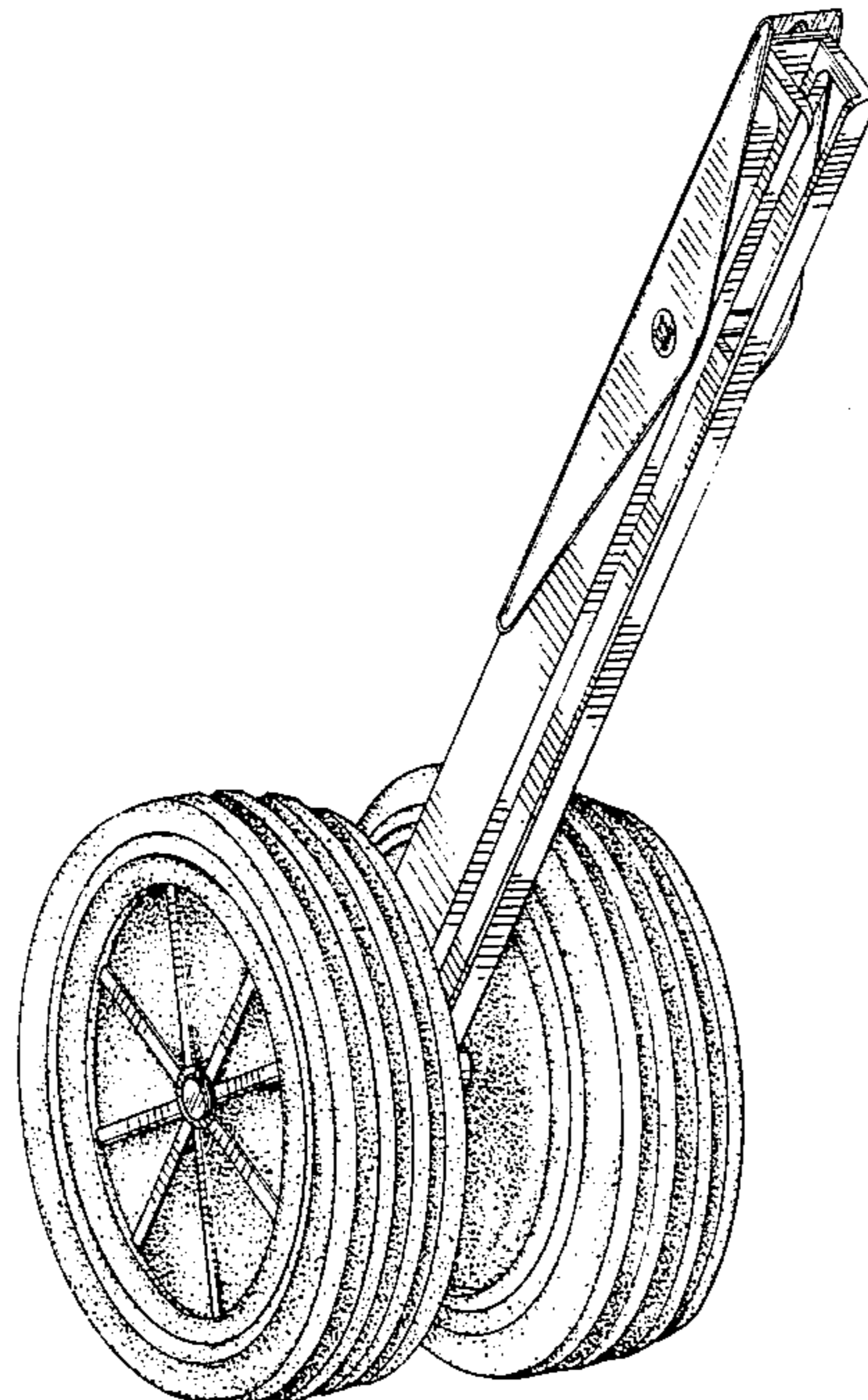
*Primary Examiner*—Wallace R. Burke  
*Assistant Examiner*—Kay H. Chin  
*Attorney, Agent, or Firm*—Lyon & Lyon

[57] **CLAIM**

The ornamental design for a boat carrier, as shown and described.

**DESCRIPTION**

FIG. 1 is an end elevational view of a boat carrier showing my new design;  
FIG. 2 is a side elevational view thereof, the opposite side elevational view being a mirror image of that shown;  
FIG. 3 is a side elevational view thereof, in the retracted position.  
FIG. 4 is an end elevational view opposite that shown in FIG. 1; and  
FIG. 5 is an enlarged perspective view thereof.



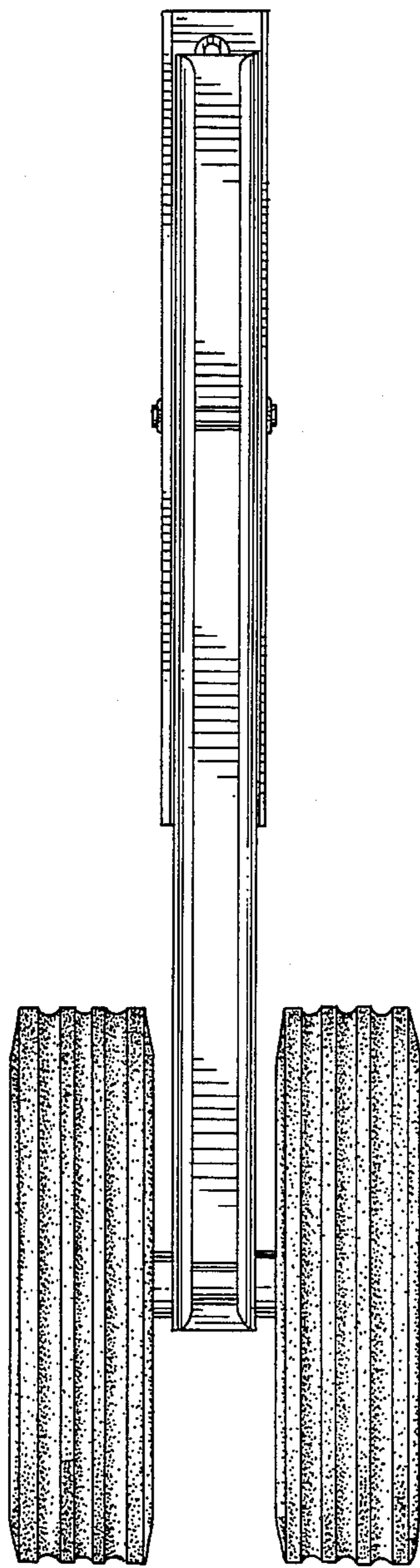


FIG. 1

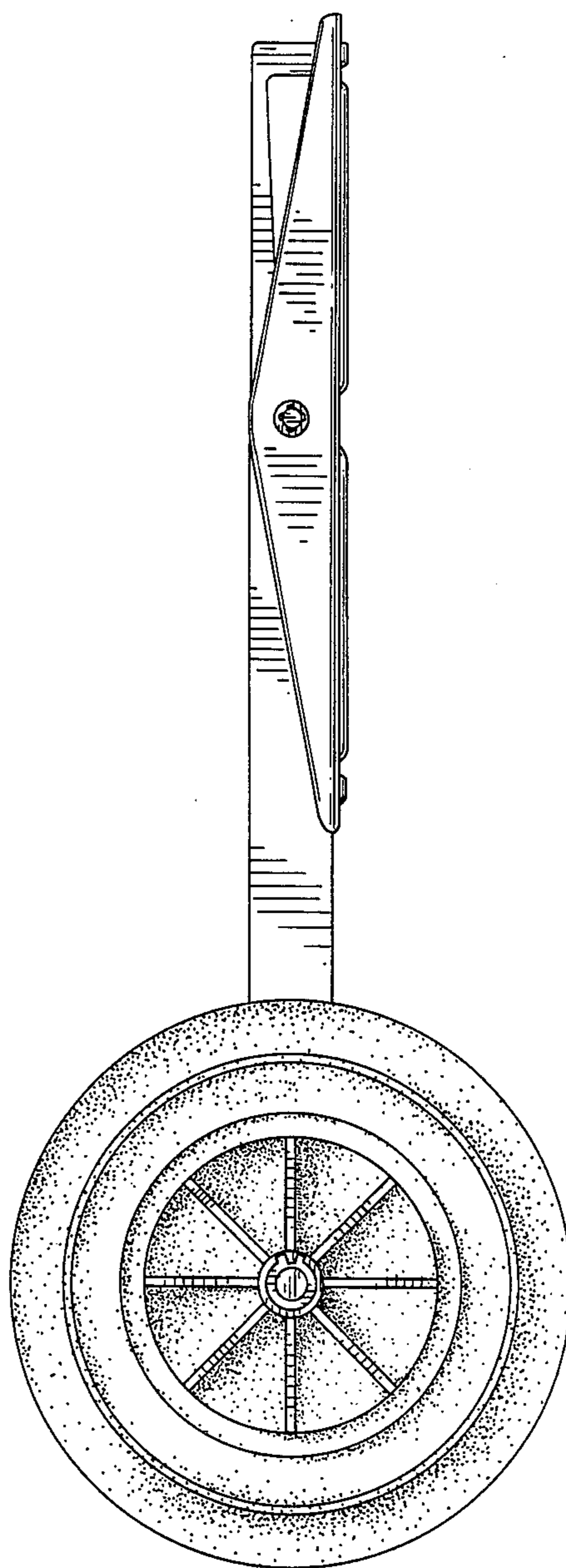


FIG. 2

FIG. 3

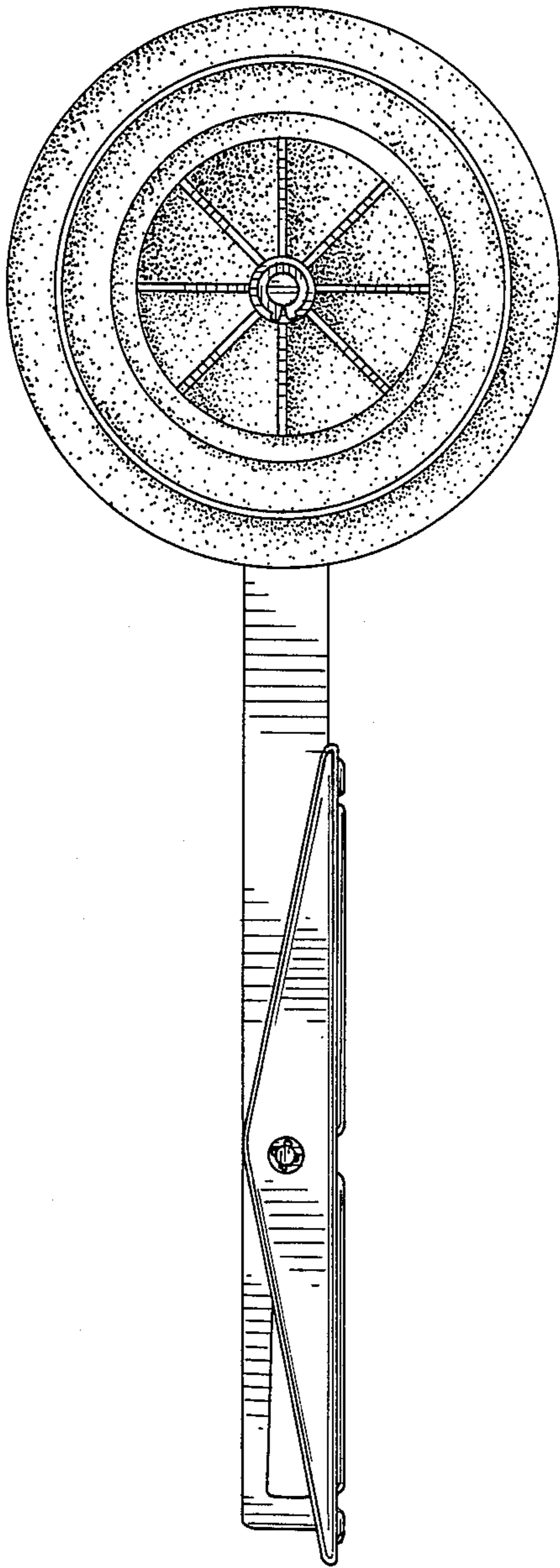


FIG. 4

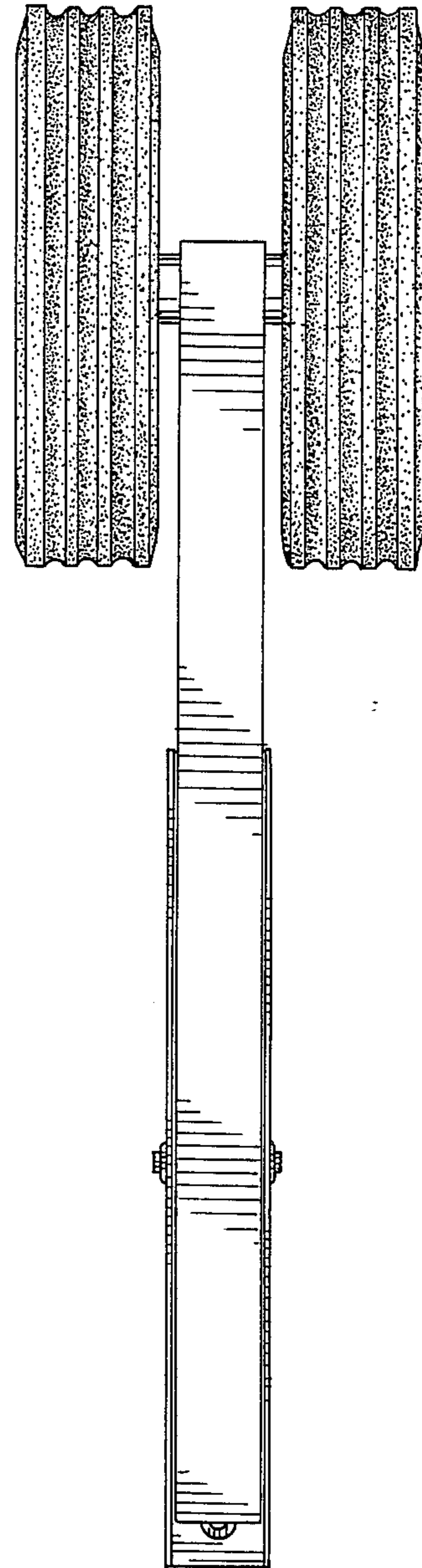




FIG. 5

